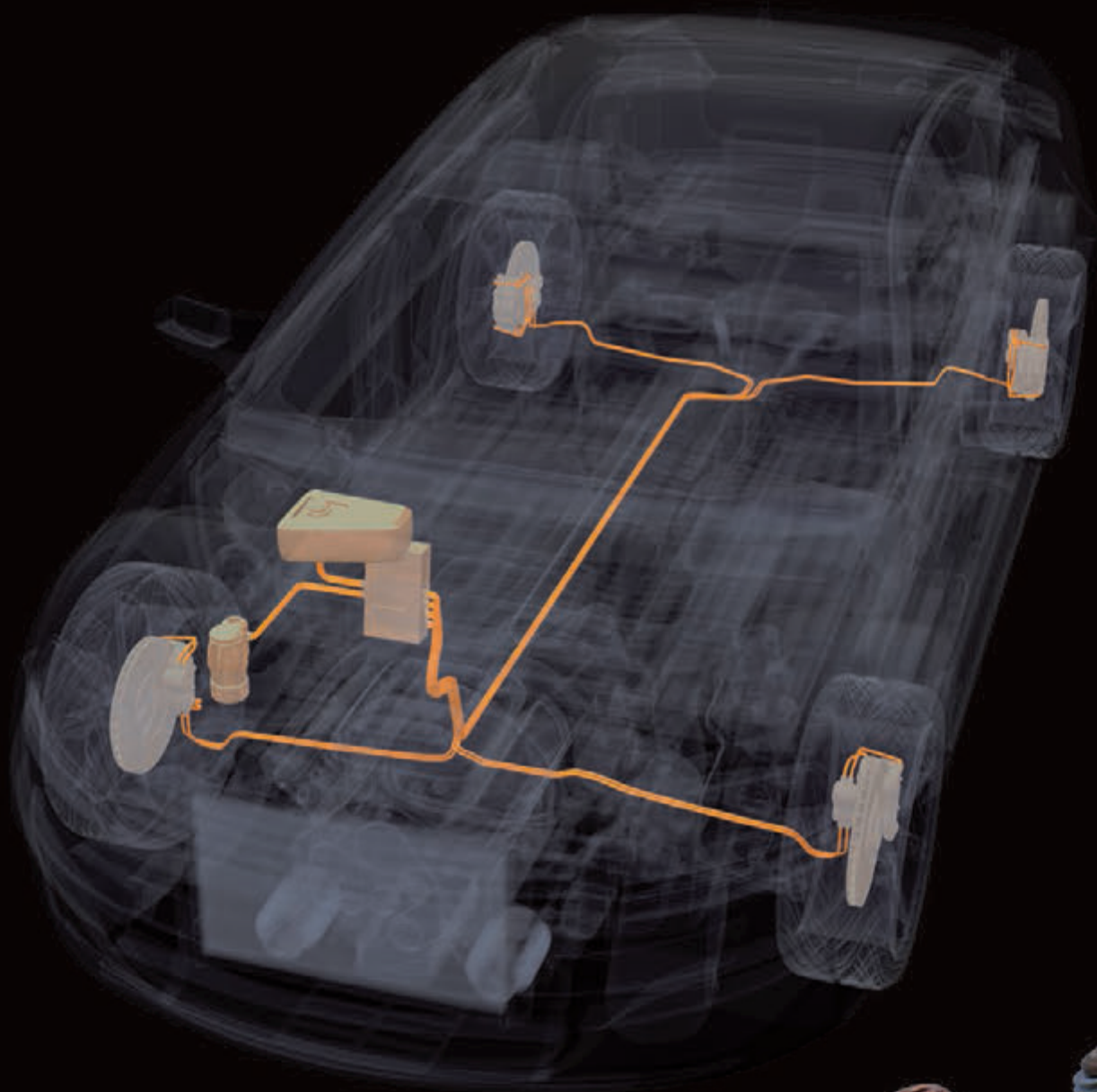


®



Przewody Hamulcowe Brake pipes

Тормозные трубки



2013/2014

Pomimo wielu starań, aby nasz katalog był bardzo dokładny, nie ponosimy żadnej odpowiedzialności za ewentualne błędy w nim zawarte. Zastrzegamy sobie prawo do dokonywania zmian w specyfikacji technicznej bez wcześniejszego powiadomienia. Wszelkie powiązania referencji z częściami oryginalnymi są zamieszczone wyłącznie w celach identyfikacji.

Wszystkie prezentowane w katalogu przewody domyślnie są produkowane z miedzi. Na życzenie klienta każdy z nich może zostać wykonany ze stali bądź miedzi-niklu.

UWAGA

Przedsiębiorstwo WP Bożena Pniewska jest niezależnym producentem części zamiennych do samochodów. Nazwy marek samochodów, do których pasują części zamienne objęte tym katalogiem, podawane są w katalogu wyłącznie w celu wskazania przeznaczenia części zgodnie z:

- art. 156 ust. 1 pkt 3 ustawy z dnia 30 czerwca 2000 r. prawo własności przemysłowej,
- art. 6 ust. 1 lit. c dyrektywy Parlamentu Europejskiego i Rady 2008/95/WE z dnia 22 października 2008 r. mającej na celu zbliżenie ustawodawstw państw członkowskich odnoszących się do znaków towarowych,
- art. 12 lit. c rozporządzenia Rady (WE) nr 207/2009 z dnia 26 lutego 2009 r. w sprawie wspólnotowego znaku towarowego oraz
- art. 17 Porozumienia w sprawie handlowych aspektów praw własności intelektualnej z dnia 15 kwietnia 1994 r. (TRIPS).

Zawarte w niniejszym katalogu odwołania do nazw marek samochodów nie sugerują istnienia jakichkolwiek powiązań prawnych lub organizacyjnych między Przedsiębiorstwem WP a producentami poszczególnych marek samochodów. Związki takie nie istnieją.

CATALOGUE UPDATED ON 01.12.2012

9th EDITION FOR YEARS 2013/2014

Despite our greatest effort we have provided to keep our catalogue very accurate, we won't take any responsibility for any errors occurred. At the same time we do reserve the right to introduce changes in the technical specification without further notice. All references related to the original parts and numbers are presented only for identification purposes. All brake pipes presented in this catalogue are produced of copper as default material. Each of such brake pipes may be produced out of steel (in PVF coating) or copper-nickel upon customers' request.

IMPORTANT NOTICE:

"WP" Company is an independent manufacturer of spare parts for cars.

Car brands, corresponding to spare parts covered by this catalogue, are specified only as the indication of spare parts' usage according to:

- art. 156, par. 1, Item 3 of the Act of 30.06.2000 on Industrial Property Law,
- art. 6, par. 1, point. c of the European Parliament and of the Council 2008/95/EC of 22.10.2008 introduced to align legislation of the EU members relating to trade marks,
- art. 12, point c, Council Regulation (EC) No 207/2009 of 26.02.2009 relating to the Community Trade Mark and
- art. 17 of the Agreement on Trade Related Aspects of Intellectual Property Rights of 15.04.1994 (TRIPS).

References to brand cars names contained in this catalogue, do not imply the existence of any legal or organizational connections between "WP" Company and producers of individual car brands.

Such connections do not exist.

КАТАЛОГ ОБНОВЛЕННЫЙ ДНЯ 01.12.2012

ИЗДАНИЕ 2013/2014 ГОДЫ

Несмотря на многие старания, чтобы наш каталог был очень точным, мы не несем никакой ответственности за содержащиеся в нем возможные ошибки. Мы оставляем за собой право на проведение изменений в технической спецификации без предварительного уведомления. Все увязки референций с оригинальными частями помещены исключительно в целях идентификации. Все представленные в каталоге тормозные трубки по умолчанию произведенные из меди. По желанию клиента, каждая из них может быть изготовлена из стали или сплава меди и никеля.

"ВНИМАНИЕ!

Компания WP Bożena Pniewska является независимым производителем запасных частей для автомобилей. Марки автомобилей, к которым подходят запчасти охватываемые настоящим каталогом даны только для обозначения предназначения данной запчасти в соответствии с:

- Ст. 156 пункт. 1 п. 3 Закона от 30 июня 2000 года: Закон о промышленной собственности,
- Ст. 6, пункта. 1 буква С Европейского Парламента и Совета 2008/95/WE от 22 октября 2008 года с целью приближения законов государств-членов, касающихся товарных знаков,
- Ст. 12 буква С Регламента Совета (WE) № 207/2009 от 26 февраля 2009 года по поводу торговой марки сообщества и
- Ст. 17 Соглашения по торговым аспектам прав интеллектуальной собственности от 15 апреля 1994 года (TRIPS).

Содержимое в этом каталоге ссылки на торговые марки автомобилей не подразумевают существования каких либо правовых или организационных связей между предприятием WP и производителями отдельных марок автомобилей. Такие связи не существуют.



Wydawca :

Przedsiębiorstwo "WP"
05-800 Pruszków
ul.Ołówkowa 9
Poland

Kontakt :

tel: +48 22 758 68 92
+48 22 758 66 29
fax: +48 22 728 05 80
<http://www.pwpnet.pl>
e-mail:wp@pwpnet.pl

SPIS TREŚCI

Contents/Содержание



	Nr. Strony Page nr./№ страницы
1. Wstęp Introduction/Вступление	2
2. Mapa dojazdu Map of approach/Карта проезда	4
3. Jak korzystać z katalogu How to use the catalogue/Как пользоваться каталогом	5
4. Słowniczek używanych zwrotów i symboli Dictionary of the explanations and symbols used in this catalogue/Словарь употребляемых выражений и знаков	6
5. Rodzaje spęczeń, identyfikacja przewodów i pakowanie Pipe flare types, brake pipe identification and packing/Идентификация тормозных трубок	7
6. Katalog przewodów hamulcowych Catalogue/Каталог	8
7. Schematy układów hamulcowych i hydraulicznych do Citroena Brake pipes design for Citroen/Схемы тормозных трубок для Ситроена	130
8. Zestawy przewodów hamulcowych Brake pipe sets/Наборы тормозных трубок	133
9. Przewody hamulcowe w zwojach Brake pipes in coils/Трубка в бухте	135
10. Złączki Nipples , Наконечники	136
11. Łączniki Connectors , Переходники	139
12. Redukcje Reducers , Редукторы	140
13. Trójniki T-connectors , Тройники	141
14. Łączniki do rur Connectors for tube , Переходники	142
15. Zestawy złązek do przewodów hamulcowych Brake pipe nipples set/Наборы наконечников для тормозных трубок	143
16. Odpowietrzniki Bleeder Screws/Штуцеры прокачки тормозов	144
17. Przyrządy do spęczania końcówek przewodów hamulcowych Brake pipe flaring tools / Приборы для изготовления тормозных трубок	147
18. Giętarki do rur, Gradownik Tubing benders, inner reamer/Ручные трубогибы, Приспособление для снятия заусенцев	150
19. Przecinarki do rur, przyrząd do odpowietrzania układu hamulcowego Cutters for tubes, brake pipe bleeding tool/Резаки для трубок, Прибор для прокачки тормозов	151
20. Rozpierzacze , Samoregulatory Adjusters , Selfregulators /Саморегулирующиеся и распорные планки	152
21. Blaszki do rozpieraczy Adjuster Levers/Пластины для распорных планок	155
22. Rozpierzacze , Samoregulatory posortowane według kodu "WP" Adjusters , Selfregulators sorted by "WP" code/Выбор саморегулирующиеся и распорные планки по коду WF	156
23. Blaszki do rozpieraczy posortowane według kodu "WP" Adjuster Levers sorted by "WP" code/Выбор Пластины для распорных планок по коду WP	167
24. Przewody hamulcowe posortowane według kodu "WP" Brake pipes sorted by "WP" code/Выбор тормозных трубок по коду WP	172
25. Przewody hamulcowe posortowane według złązek i długości Brake pipes sorted by nipples and lengths/Выбор тормозных трубок по длине трубки и наконечникам	184

Szanowni Państwo

20 maja 1980 roku utworzony został zakład rzemieślniczy Ślusarstwo Produkcyjne Witold Pniewski, w którym podjęto produkcję drobnych elementów śrubowo – złącznych przeznaczonych dla przemysłu motoryzacyjnego i rolnego.

Przez pierwsze lata działalności zakładu, produkcja skierowana była na rynek wtórny i sprzedawana przez własną sieć dystrybucji na terenie całego kraju budując tym samym rozpoznawalną markę na stałe umiejscowioną w ofercie większości sklepów motoryzacyjnych w Polsce.

W roku 1986 włączono do produkcji przewody hamulcowe, które spotkały się z wielkim uznaniem ze strony klientów. Po okresie transformacji w roku 1990 zdecydowano, że staną się one produktem wiodącym firmy, rezygnując tym samym z wytwarzania elementów śrubowych.

Przez kolejne dwa lata powstawał pierwszy katalog przewodów hamulcowych opisujący już wówczas bardzo szeroką ofertę firmy.

W roku 1992 w wyniku kolejnych zmian przekształcono zakład rzemieślniczy w istniejące do dzisiaj Przedsiębiorstwo „WP”. Już pod nowym szyldem firma zaczęła ekspansję na rynki zagraniczne poprzez udział w najbardziej prestiżowych targach motoryzacyjnych, jak chociażby Automechanika Frankfurt. Nowe, zdobyte dzięki nim kontakty i pierwsze sprzedaże eksportowe niosły za sobą kolejne poszerzenia asortymentu i umożliwiały dalszy rozwój Przedsiębiorstwa „WP”. Firma stawiając sobie za cel rok roczne zwiększanie sprzedaży i doskonalenie jakości, przez następne lata uczestniczyła w kolejnych imprezach targowych na świecie takich jak targi motoryzacyjne we Frankfurcie, Paryżu, Moskwie, Kijowie, Nowosybirsku, Taszkencie, Belgradzie, Dubaju, Johannesburgu, Stambule, Baku, Ałma Aty, Madrycie, Algierze, Meksyku, oraz w wielu wystawach krajowych.


W chwili obecnej produkty Przedsiębiorstwa „WP” są sprzedawane w większości hurtowni w kraju oraz eksportowane do ponad czterdziestu krajów świata. W ofercie znajdują się przewody hamulcowe do niemal wszystkich marek i modeli samochodów wykonane z rur miedzianych, miedziano-niklowych bądź stalowych w powłoce PFV. Oferowane są także rury w zwojach, różne rodzaje końcówek, łączników i trójników, rozpieracze i samoregulatory szczęk hamulcowych, giętarki, przecinarki i gradowniki do rur, a także przyrządy do samodzielnego zarabiania końcówek przewodów hamulcowych, cieszące się bardzo dużym uznaniem warsztatów i serwisów samochodowych.

Od roku 2002 cała produkcja Przedsiębiorstwa „WP” została objęta Systemem Zarządzania Jakością ISO 9001 : 2008 popartą certyfikatem TUV NORD. System ten jest ciągle monitorowany i doskonalony, tak by stale zapewniać jak najwyższy poziom towarów i obsługi klientów.

W czasie przeszło 30 lat istnienia Przedsiębiorstwo „WP” stało się zaufanym partnerem wielu firm motoryzacyjnych, a marka „WP” zaczęła być rozpoznawalna w kraju i na świecie. By utrzymać pozycję lidera wśród producentów przewodów hamulcowych nieustannie modernizowany jest park maszynowy oraz unowocześniana technologia produkcji, a także systemy kontroli jakości, dzięki czemu firma może mieć pewność, że jakość wyrobów jest stale najwyższa, a klienci stosujący przewody „WP” mają poczucie bezpieczeństwa.

Więcej szczegółów na temat wyrobów Przedsiębiorstwa „WP” znajdziecie Państwo w treści IX edycji tegoż katalogu, do którego lektury serdecznie zapraszamy.

Witold Pniewski



Dear Sirs,

On 20th of May 1980 there has been established a craft workshop 'Metalwork Manufacturing - Witold Pniewski', starting the production of small screws and connecting parts for automotive and agricultural industry. For the first years of activity, the production was dedicated to the aftermarket sale and distributed with own means of transport throughout Poland – building continuously the recognizable brand – permanently settled in most national automotive stores.

Brake pipes sale has started during year 1986, meeting the great customers' acceptance.

After the political transformation in year 1990, brake pipes have become leading products, and further manufacture of screw parts has been stopped.

Next two years were the creation of brake pipes catalogue showing wide range of products already then.

In 1992, as a result of subsequent changes, the workshop transformed into existing "WP" Company.

Under new name, company has begun the conquest of foreign markets by exhibiting during most prestigious automotive fairs e.g. Automechanika Frankfurt.

After gaining new trading contacts, first exports sales have been completed – enabling further extensions of company's product range and prosperity.

Company's clear objectives such as sale increase and quality improvement led to numerous worldwide automotive fairs in Frankfurt, Paris, Moscow, Kiev, Novosibirsk, Tashkent, Belgrade, Dubai, Johannesburg, Istanbul, Baku, Almaty, Madrid, Algiers, Mexico City as well as many national exhibitions.

Currently our products are available through most national wholesalers and being sold to over 40 countries.

The offer includes brake pipes dedicated to almost every car brand and type – using copper, copper-nickel pipes and steel pipes in PVF coating. Products range are also pipes in coils, various nipple fittings, connectors, reducers, t-connectors, brake expanders, brake adjuster levers, tubing benders, reamers, tube cutters and finally brake pipe flaring tools – highly appreciated by workshops and service stations.

Since year 2002 "WP" Company is being supported by Quality Management System ISO 9001 : 2008 certified by TÜV Nord Cert GmbH. This system is continually monitored and improved to provide the highest product quality and customer service.

For over 30 years of its activity, "WP" Company has become a trusted partner for many automotive companies and the "WP" brand is recognizable in Poland and worldwide. To keep the leading position among brake pipe producers, the production machinery & technology, quality control systems are under permanent modernization and update. This guarantees the highest products quality and keeps WP Company's customers safe.

More details about WP Company's products may be found in the 9th edition of this catalogue. Enjoy your reading!

Уважаемые Господа

20 мая 1980 был создан Цех Слесарных Изделий Витольд Пневский, это был цех по производству небольших винтово-крепежных элементов предназначенных для автомобильной промышленности и сельского хозяйства.

В первые годы работы завода, производство было направлено на вторичный рынок и продавалось через собственную дистрибьюторскую сеть. Продажи осуществлялись по всей стране и таким способом способствовали постройке узнаваемого бренда, который с тех пор уже постоянно находится в предложении большинства магазинов автозапчастей в Польше.

В 1986 году завод начал производство тормозных трубок, которые встретились с полным одобрением клиентов. После переходного периода в 1990 году, было решено, что они станут ведущим продуктом компании, тем самым отказавшись от производства винт-крепежных элементов. В течении следующих двух лет, был создан первый каталог описывающий уже очень широкое предложение компани.

В 1992 году в результате последующих изменений, трансформируется Цех Слесарных Изделий в существующую по сегодняшний день компанию "WP". Уже под новым именем компания начала экспансию на зарубежные рынки, путем участия в самых престижных автомобильных ярмарках, как для примера Автотехника Франкфурт.

Новые контакты, принесли компании первые экспортные продажи а те в свою очередь следующие расширение ассортимента и создали условия для дальнейшего развития компании „WP“. Компания поставила перед собой цели: ежегодное увеличение объемов продаж и постоянное повышение качества. За следующие годы WP участвовала в следующих ярмарках, таких как автомобильные ярмарки во Франкфурте, Париже, Москве, Киеве, Новосибирске, Ташкенте, Белграде, Дубае, Йоханнесбурге, Стамбуле, Баку, Алматы, Мадриде, Алжире, Мексике и также во многих национальных выставках.

В настоящее время продукты предприятия "WP" продаются в большинстве оптовых складов в Польше и экспортируются в более чем сорок стран мира. В предложении находятся тормозные трубки для почти всех марок и моделей автомобилей, производимых из медных, медно-никелевых и стальных трубок в оболочке ПВХ.

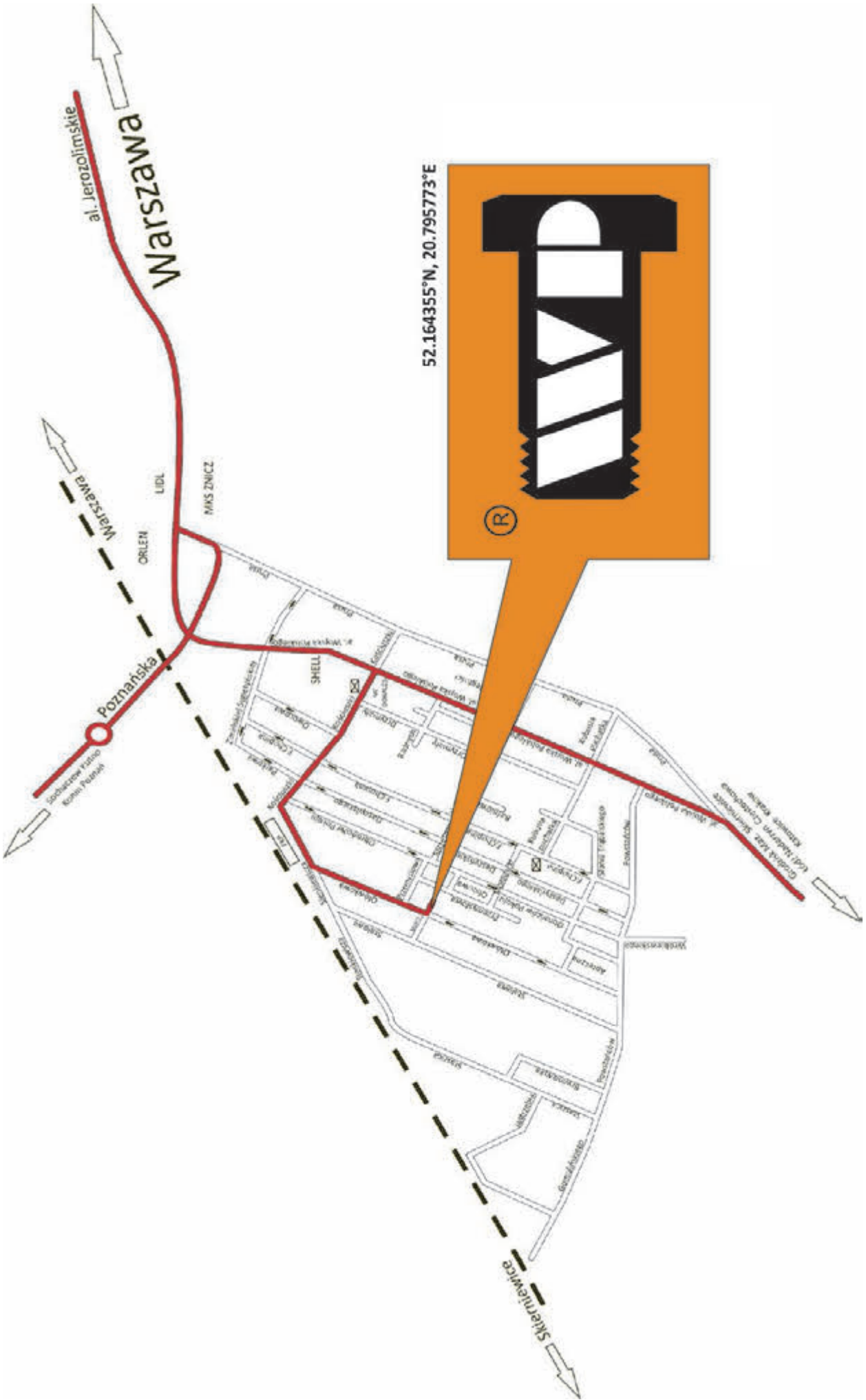
Доступны также: трубы в бухтах, различные типы штуцеров, переходников, тройников, распорные планки, ручные трубогибы, приспособления для резки труб, приспособление для снятия заусенцев а также разного типа развальцовщики для самостоятельного изготовления тормозных трубок. Все эти изделия пользуются огромным успехом между СТО.

С 2002 года вся продукция компании "WP" была включена в Систему Управления Качеством ISO 9001 : 2008 и получила поддержку в виде сертификата TUV NORD . Эта система постоянно проверяется и улучшается так чтоб обеспечить постоянно высочайший уровень продукции и обслуживания клиентов.

За более чем 30 лет предприятие "WP" стало доверенным партнером многих автомобильных компаний а бренд "WP" стал узнаваемым в Польше и за границей. Чтoб сохранить позицию лидера среди производителей тормозных трубок постоянно модернизуется станки и улучшается технологию производства а также контроль качества. Благодаря этому компания "WP" может быть уверена, что качество продукции всегда высочайше а у клиентов, которые пользуются проводами "WP" есть чувство безопасности. Более подробную информацию о продуктах компании "WP" можно найти в издании этого же каталога . Приглашаем к ознакомлению с ним.

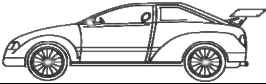




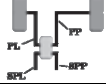
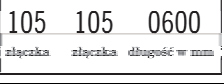


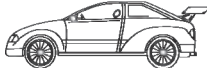




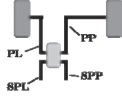
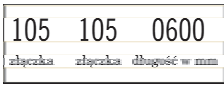
Witold Pniewski



JAK KORZYSTAĆ Z KATALOGU

HOW TO USE THE CATALOGUE/КАК ПОЛЬЗОВАТЬСЯ КАТАЛОГОМ

MARKA SAMOCHODU CAR MODEL МОДЕЛЬ АВТОМБИЯ	NUMER ZESTAWU NUMBER OF SET НОМЕР НАБОРА	ROK PRODUKCJI PRODUCTION YEAR ГОД ВЫПУСКА АВТОМБИЯ	ODPOWIETRZNIK BLEEDER SCREW ШТУЦЕР ПРОКАЧКИ ТОРМОЗОВ	KOD WP WP CODE WP КОД	POLOZENIE LOCATION МЕСТО	INDEKS INDEX ИНДЕКС				
										
VW Golf III 2-drzwi, Variant bez ABS Nr.1H-N-000001>1H-VD500000, 1H-VW-600000 * 66 * 74	ZWP-8428	11.91>07.97	0086P 0019T	WP- 005 WP- 022 WP- 024 WP- 013 WP- 707 WP- 533	PL PP TL TP CL CP	105 105 0450 105 105 1350 105 105 0800 105 105 0900 105 105 2650 105 105 2750				
1	4	3	2	5	6	7	8	9	10	11

MARKA SAMOCHODU CAR MODEL МОДЕЛЬ АВТОМБИЯ	
NUMER ZESTAWU NUMBER OF SET Номер набора	
ROK PRODUKCJI PRODUCTION YEAR ГОД ВЫПУСКА АВТОМБИЯ	
ODPOWIETRZNIK BLEEDER SCREW ШТУЦЕР ПРОКАЧКИ ТОРМОЗОВ	
KOD WP WP CODE WP КОД	
POLOZENIE LOCATION МЕСТО	
INDEKS INDEX ИНДЕКС	

1. Symbole konstrukcyjne w aucie - strona nr.6
2. Marka auta
3. Model auta
4. Numery nadwozia
5. Numer zestawu
6. Rok produkcji auta
7. Rodzaj odpowietrznika z przodu - str. nr. 144
8. Rodzaj odpowietrznika z tyłu - str. nr. 144
9. Kod handlowy
10. Miejsce przewodu w aucie - strona 6
11. Index fabryczny
1. For constructions symbols see page 6.
2. Car brand
3. Car model
4. Chassis numbers no.> to no.
5. Number of set
6. Production year
7. Type of front vent - see page nr 144
8. Type of rear vent - see page nr 144
9. Commercial code
10. Location of the brake pipe in the car - see page 6
11. Manufacturer's index
1. Конструкционные символы автомобиля (см. стр. 6)
2. Марка автомобиля
3. Модель автомобиля
4. Номера кузова
5. Номер набора
6. Год выпуска автомобиля
7. Вид штуцера прокачки тормозов - передняя ось (см.стр.144)
8. Вид штуцера прокачки тормозов - задняя ось (см.стр.144)
9. Код WP
10. Местоположение трубки (см. схему стр. 6)
11. Индекс WP

SŁOWNICZEK UŻYWANYCH ZWROTÓW I SYMBOLI

DICTIONARY OF THE EXPLANATIONS AND SYMBOLS USED IN THIS CATALOGUE
СЛОВАРЬ УПОТРЕБЛЯЕМЫХ ВЫРАЖЕНИЙ И ЗНАКОВ

Symbole konstrukcyjne / Constructions symbols / Конструкционные символы

- *01 - JEDNOOBWODOWY SYSTEM HAMULCOWY, SINGLE-CIRCUIT BRAKE SYSTEM, ОДНОКОНТУРНАЯ ТОРМОЗНАЯ СИСТЕМА
*02 - DWUOBWODOWY SYSTEM HAMULCOWY, DUAL-CIRCUIT BRAKE SYSTEM, ДВУХКОНТУРНАЯ ТОРМОЗНАЯ СИСТЕМА
*33 - SILNIK CZTEROCYLINDROWY, FOUR-CYLINDER ENGINE, ЧЕТЫРЬЦИЛИНДРОВЫЙ ДВИГАТЕЛЬ
*34 - SILNIK PIĘCIOCYLINDROWY, FIVE-CYLINDER ENGINE, ПЯТИЦИЛИНДРОВЫЙ ДВИГАТЕЛЬ
*35 - SILNIK SZCZĘŚCIOCYLINDROWY, SIX-CYLINDER ENGINE, ШЕСТИЦИЛИНДРОВЫЙ ДВИГАТЕЛЬ
*66 - Z HAMULCAMI BĘBNOWYMI Z TYŁU, WITH REAR DRUM BRAKES, С БАРАБАННЫМИ ТОРМОЗАМИ ЗАДНИХ КОЛЕС
*67 - Z HAMULCAMI TARCZOWYMI Z TYŁU, WITH REAR DISC BRAKES, С ДИСКОВЫМИ ТОРМОЗАМИ ЗАДНИХ КОЛЕС
*68 - Z HAMULCAMI BĘBNOWYMI Z PRZODU, WITH FRONT DRUM BRAKES, С БАРАБАННЫМИ ТОРМОЗАМИ ПЕРЕДНИХ КОЛЕС
*69 - Z HAMULCAMI TARCZOWYMI Z PRZODU, WITH FRONT DISC BRAKES, С ДИСКОВЫМИ ТОРМОЗАМИ ПЕРЕДНИХ КОЛЕС
*71 - BEZ WSPOMAGANIA HAMULCA, WITHOUT ASSISTED BRAKES, БЕЗ УСИЛИТЕЛЯ ТОРМОЗА
*72 - ZE WSPOMAGANIEM HAMULCA, WITH ASSISTED BRAKES, С УСИЛИТЕЛЕМ ТОРМОЗА
*73 - BEZ REGULATORA SILY HAMOWANIA, WITHOUT BRAKING FORCE REGULATOR, БЕЗ ТОРМОЗНОГО РЕГУЛЯТОРА
*74 - Z REGULATOREM SILY HAMOWANIA, WITH BRAKING FORCE REGULATOR, С ТОРМОЗНЫМ РЕГУЛЯТОРОМ
*75 - ZŁĄCZKA 116 MUSI ZOSTAĆ ZAMONTOWANA W ZAWORZE ZACISKU HAMULCA, 116 CONNECTOR MUST BE MOUNTED IN BRAKE CALIPER VALVE, СКРЕПЛЕНИЕ 116 НЕОБХОДИМО УСТАНОВИТЬ В КЛАПАНЕ СКОБЫ ТОРМОЗА
*80 - Z GWINTEM MILIMETROWYM, WITH MILLIMETER THREAD, С МИЛЛИМЕТРОВОЙ РЕЗЬБОЙ
*81 - Z GWINTEM CALOWYM, WITH INCH THREAD, С ДЮЙМОВОЙ РЕЗЬБОЙ

Lokalizacja przewodu hamulcowego / Brake tube location / Местоположение тормозной трубки


ZPL	ZEWNĘTRZNY PRZÓD LEWY	ZPL	OUTSIDE FRONT LEFT	ZPL	НАРУЖНЫЙ ФРОНТ ЛЕВЫЙ
ZPP	ZEWNĘTRZNY PRZÓD PRAWY	ZPP	OUTSIDE FRONT RIGHT	ZPP	НАРУЖНЫЙ ФРОНТ ПРАВЫЙ
PL	PRZÓD LEWY	PL	FRONT LEFT	PL	ФРОНТ ЛЕВЫЙ
PP	PRZÓD PRAWY	PP	FRONT RIGHT	PP	ФРОНТ ПРАВЫЙ
TL	TYŁ LEWY	TL	REAR LEFT	TL	ЗАД ЛЕВЫЙ
TP	TYŁ PRAWY	TP	REAR RIGHT	TP	ЗАД ПРАВЫЙ
ZTL	ZEWNĘTRZNY TYŁ LEWY	ZTL	OUTSIDE REAR LEFT	ZTL	НАРУЖНЫЙ ЗАД ЛЕВЫЙ
ZTP	ZEWNĘTRZNY TYŁ PRAWY	ZTP	OUTSIDE REAR RIGHT	ZTP	НАРУЖНЫЙ ЗАД ПРАВЫЙ
CC	CENTRALNY	CC	CENTRAL	CC	ЦЕНТРАЛЬНЫЙ
CL	CENTRALNY LEWY	CL	CENTRAL LEFT	CL	ЦЕНТРАЛЬНЫЙ ЛЕВЫЙ
CP	CENTRALNY PRAWY	CP	CENTRAL RIGHT	CP	ЦЕНТРАЛЬНЫЙ ПРАВЫЙ
SP	ŚRODKOWY PRZÓD	SP	MIDDLE FRONT	SP	ЦЕНТРАЛЬНЫЙ ФРОНТ
ST	ŚRODKOWY TYŁ	ST	MIDDLE REAR	ST	ЦЕНТРАЛЬНЫЙ ЗАД
SPL	ŚRODKOWY PRZÓD LEWY	SPL	MIDDLE FRONT LEFT	SPL	ЦЕНТРАЛЬНЫЙ ФРОНТ ЛЕВЫЙ
SPP	ŚRODKOWY PRZÓD PRAWY	SPP	MIDDLE FRONT RIGHT	SPP	ЦЕНТРАЛЬНЫЙ ФРОНТ ПРАВЫЙ
STL	ŚRODKOWY TYŁ LEWY	STL	MIDDLE REAR LEFT	STL	ЦЕНТРАЛЬНЫЙ ЗАД ЛЕВЫЙ
STP	ŚRODKOWY TYŁ PRAWY	STP	MIDDLE REAR RIGHT	STP	ЦЕНТРАЛЬНЫЙ ЗАД ПРАВЫЙ
PRL	POMPA REDUKTOR LEWY	PRL	PUMP REDUCTOR LEFT	PRL	НАСОС РЕДУКТОР ЛЕВЫЙ
PRP	POMPA REDUKTOR PRAWY	PRP	PUMP REDUCTOR RIGHT	PRP	НАСОС РЕДУКТОР ПРАВЫЙ
"+"	PRZEWÓD PRZEDŁUŻONY	"+"	EXTENDED BRAKE PIPE	"+"	УДЛИНЕННАЯ ТОРМОЗНАЯ ТРУБКА
POM-ŁĄCZ P	POMPA ŁĄCZNIK PRZÓD	POM-ŁĄCZ P	PUMP CONNECTOR FRONT	POM-ŁĄCZ P	НАСОС СОЕДИНИТЕЛЬ ПЕРЕДНИЙ
POM-ŁĄCZ T	POMPA ŁĄCZNIK TYŁ	POM-ŁĄCZ T	PUMP CONNECTOR REAR	POM-ŁĄCZ T	НАСОС СОЕДИНИТЕЛЬ ЗАДНИЙ
KOST-TRÓJ	KOSTKA TRÓJNIK	KOST-TRÓJ	BLOCK T-CONNECTOR	KOST-TRÓJ	КУБИК ТРОЙНИК
KOST-RED	KOSTKA REDUKTOR	KOST-RED	BLOCK REDUCTOR	KOST-RED	КУБИК РЕДУКТОР
POM-ŁĄCZ	POMPA ŁĄCZNIK	POM-ŁĄCZ	PUMP CONNECTOR	POM-ŁĄCZ	НАСОС СОЕДИНИТЕЛЬ
KOR	KOREKTOR	KOR	CORRECTOR	KOR	КОРРЕКТОР
POM-SYG K	POMPA SYGNALIZATOR KRÓTKI	POM-SYG K	PUMP SIGNALER SHORT	POM-SYG K	НАСОС СИГНАЛИЗАТОР КОРОТКИЙ
POM-SYG D	POMPA SYGNALIZATOR DŁUGI	POM-SYG D	PUMP SIGNALER LONG	POM-SYG D	НАСОС СИГНАЛИЗАТОР ДЛИННЫЙ
SYG-KOS	SYGNALIZATOR KOSTKA	SYG-KOS	SIGNALER BLOCK	SYG-KOS	СИГНАЛИЗАТОР КУБИК
PP ROZ I OBW	PRZÓD PRAWY ROZDZIELACZ I OBWODU	PP ROZ I OBW	FRONT RIGHT 1ST CIRCUIT DIVIDER	PP ROZ I OBW	ФРОНТ ПРАВЫЙ РАСПРЕДЕЛИТЕЛЬ 1 КОНТУРА
PP ROZ II OBW	PRZÓD PRAWY ROZDZIELACZ II OBWODU	PP ROZ II OBW	FRONT RIGHT 2ND CIRCUIT DIVIDER	PP ROZ II OBW	ФРОНТ ПРАВЫЙ РАСПРЕДЕЛИТЕЛЬ 2 КОНТУРА
PL ROZ I OBW	PRZÓD LEWY ROZDZIELACZ I OBWODU	PL ROZ I OBW	FRONT LEFT 1ST CIRCUIT DIVIDER	PL ROZ I OBW	ФРОНТ ЛЕВЫЙ РАСПРЕДЕЛИТЕЛЬ 1 КОНТУРА
PL ROZ II OBW	PRZÓD LEWY ROZDZIELACZ II OBWODU	PL ROZ II OBW	FRONT LEFT 2ND CIRCUIT DIVIDER	PL ROZ II OBW	ФРОНТ ЛЕВЫЙ РАСПРЕДЕЛИТЕЛЬ 2 КОНТУРА
KOR-TRÓJ	KOREKTOR TRÓJNIK	KOR-TRÓJ	CORRECTOR T-CONNECTOR	KOR-TRÓJ	КОРРЕКТОР ТРОЙНИК
POM-ROZ I OBW	POMPA ROZDZIELACZ I OBWODU	POM-ROZ I OBW	PUMP DIVIDER 1ST CIRCUIT	POM-ROZ I OBW	НАСОС РАСПРЕДЕЛИТЕЛЬ 1 КОНТУРА
POM-ROZ II OBW	POMPA ROZDZIELACZ II OBWODU	POM-ROZ II OBW	PUMP DIVIDER 2ND CIRCUIT	POM-ROZ II OBW	НАСОС РАСПРЕДЕЛИТЕЛЬ 2 КОНТУРА
TM	TYŁ MOST	TM	REAR BRIDGE	TM	ЗАД МОСТ
POM-ABS	POMPA ABS	POM-ABS	PUMP ABS	POM-ABS	НАСОС-ABS
KOR-ABS	KOREKTOR ABS	KOR-ABS	CORRECTOR ABS	KOR-ABS	КОРРЕКТОР-ABS

Rodzaje spęczeń Flare types/Виды вальцовок

SPĘCZENIE STANDARDOWE ("tzw. GRZYBEK") SINGLE FLARED PIPE/СТАНДАРТНАЯ ВАЛЬЦОВКА ("ГРИБОК")	SPĘCZENIE NIESTANDARDOWE ("tzw. LEJEK") DOUBLE FLARED PIPE/НЕСТАНДАРТНАЯ ВАЛЬЦОВКА ("ВОРОНКА")	SPĘCZENIE DO CITROENA CITROEN FLARE TYPE/ВАЛЬЦОВКА ДЛЯ СИТРОЕНА
Spęczenie używane w przewodach hamulcowych wielkości samochodów europejskich.	Spęczenie używane w przewodach hamulcowych wielkości samochodów azjatyckich. Taki typ spęczenia występuje w naszych przewodach ze złączkami Z-116 lub Z-110x.	Typ spęczenia używany w przewodach hamulcowych samochodów marki Citroen (BX, CX, 2CV, Xantia).
		
Brake pipe flare used in most european cars. Такой тип вальцовки используется в тормозных трубках большинства европейских автомобилей.	Brake pipe flare used in most asian cars. Flare type used in our brake pipes with z-116 or z-110x nipple. Такой тип вальцовки используется в тормозных трубках большинства азиатских автомобилей. Такой тип вальцовки чаще всего используется в наших тормозных трубках с наконечниками Z-116 и Z-110x.	Brake pipe flare type used in Citroen cars (BX, CX, 2CV, Xantia). Такой тип вальцовки используется в тормозных трубках автомобилей марки Ситроен.

Identyfikacja przewodów hamulcowych Brake pipe identification/Идентификация тормозных трубок

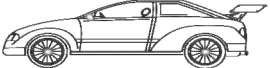






<p>Marka "WP" jest już rozpoznawalna w przemyśle motoryzacyjnym w kraju jak i w Europie, a co za tym idzie również niestety podrabiana. W trosce o swoich klientów i jakość naszych wyrobów, znakujemy nasze przewody specjalnym nadrukiem zawierającym informacje potrzebne do identyfikacji naszego wyrobu.</p> <p>„WP” brand is easily recognized in national and european automotive industry, but at the same time falsified unluckily. To protect our products as well as our customers, we mark our pipes with special overprint including all necessary data required for identification.</p> <p>Марка „WP” широко известна в автомобильной промышленности Европы и, к сожалению, уже имеются случаи подделок. Заботясь о своих клиентах и качестве нашего товара, мы маркируем наши тормозные трубки специальной надписью, которая включает информацию необходимую для идентификации наших изделий.</p>
--

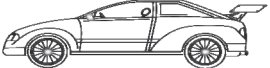





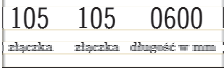


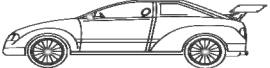





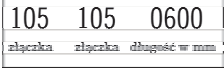
Pakowanie przewodów hamulcowych Brake pipes packing/Упаковка тормозных трубок

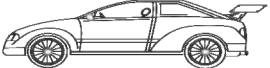






<p>Przewody "WP" pakowane są z dużą starannością, tak by uniemożliwić ich uszkodzenie w transporcie, bądź podczas magazynowania. Każdy zwój rury pakowany jest w foliową torbę oznaczoną odpowiednią etykietą, natomiast gotowe przewody hamulcowe zakończone są ochronnymi kapturkami, zapobiegającymi przesuwaniu się złączek na przewodzie.</p> <p>"WP" brake pipes are packaged with greatest care to prevent from being damaged in transport or during storage. Each pipe coil is packaged in a plastic bag marked with an appropriate label. Additionally ready brake pipes endings are secured with protective caps, to avoid any movement of nipples along the pipe. All our products, sold by mail order are packaged according to the size of the order in cartons or pallets.</p> <p>Тормозные трубки "WP" упакованы с большой тщательностью, чтобы предотвратить их повреждение в процессе транспортирования или во время хранения. Каждая бухта упакована в полиэтиленовый пакет, помеченные соответствующей этикеткой. Готовые тормозные трубки снабжены колпачками, чтоб предотвратить передвижение наконечников на трубке. Наши изделия которые продаем с доставкой курьером упакованы в зависимости от объема заказа в картонные коробки или паллеты.</p>
--

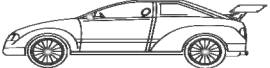





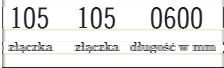


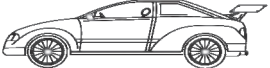





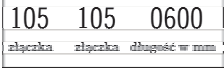
MARKA SAMOCHODU	NUMER ZESTAWU	ROK PRODUKCJI	ODPOWIETRNIK	KOD WP	POLOZENIE	INDEKS				
CAR MODEL	NUMBER OF SET	PRODUCTION YEAR	BLEEDER SCREW	WP CODE	LOCATION	INDEX				
МОДЕЛЬ АВТОБИЛЯ	НОМЕР НАБОРА	ГОД ВЫПУСКА АВТОБИЛЯ	ШТУЦЕР ПРОКАЧКИ ТОРМОЗОВ	WP КОД	МЕСТО	ИНДЕКС				
										
ALFA ROMEO Alfasud										
Wszystkie modele All models Все модели	ZWP-5001	09.71>83	0053P	WP- 0 0 5	ZPL	105 105 0450				
				WP- 0 0 5	ZPP	105 105 0450				
				WP- 0 4 1	PL	105 105 0350				
				WP- 0 0 2	PP	105 105 0850				
				WP- 0 0 3	TL	105 105 1400				
				WP- 0 0 4	SP	105 105 3100				
				WP- 0 0 1	ST	105 105 0300				
ALFA ROMEO Alfetta										
1600GT , 1800GTV , 2000GTV	ZWP-5002	05.72>83	0086P	WP- 0 4 5	ZPL	105 105 0400				
				WP- 0 4 5	ZPP	105 105 0400				
				WP- 1 0 1	PL	105 106 0200				
				WP- 1 9 5	PP	105 106 0700				
				WP- 2 0 7	TL	105 106 1600				
				WP- 4 4 8	TP	105 106 0850				
				WP- 4 3 3	CC	105 105 2950				
ALFA ROMEO 33										
Wszystkie modele All models Все модели	ZWP-5003	83>86	0069P 0100P 0100T 0053T	WP- 1 1 0	PL	105 106 0550				
				WP- 1 0 4	PP	105 106 1000				
				WP- 0 3 9	TL	105 105 1550				
				WP- 0 4 3	TP	105 105 0200				
				WP- 5 8 9	CL	104 105 3150				
				WP- 4 3 2	CP	105 105 3250				
				ALFA ROMEO 145						
Wszystkie modele z ABS, do Nr. 3174687 All models with ABS, to no. 3174687 Все модели с ABS, к нет. 3174687	ZWP-5004	01.97>02.99	0015P 0100T	WP- 4 3 5	PL	105 105 1600				
				WP- 0 2 3	PP	105 105 1800				
				WP- 3 1 4	TL	104 105 1000				
				WP- 3 1 4	TP	104 105 1000				
				WP- 3 1 4	SPL	104 105 1000				
				WP- 1 6 8 0	SPP	105 110x 1050				
				WP- 0 3 1	CL	105 105 2200				
				WP- 1 7 0 3	CP	110x 110x 2250				
				WP- 1 6 7 0	STL	104 110x 0600				
				WP- 0 1 8	STP	105 105 0650				
				ALFA ROMEO 145						
				Wszystkie modele z ABS, od Nr.3174688- All models with ABS, from no. 3174688- Все модели с ABS, от нет. 3174688-	ZWP-5005	01.97>02.99	0015P 0100T	WP- 4 3 5	PL	105 105 1600
								WP- 0 2 3	PP	105 105 1800
WP- 1 9 6	TL	105 105 1300								
WP- 1 9 6	TP	105 105 1300								
WP- 1 6 7 9	SPL	105 110x 1000								
WP- 3 1 4	SPP	104 105 1000								
WP- 4 4 0	CL	105 105 2150								
WP- 1 7 0 2	CP	110x 110x 2150								
WP- 1 6 7 0	STL	104 110x 0600								
WP- 0 1 8	STP	105 105 0650								
ALFA ROMEO 146										
1.4, 1.6 z ABS do nr. 3174687 with ABS, to no. 3174687 с ABS, к нет. 3174687	ZWP-5004	01.97>02.99	0015P 0100T					WP- 4 3 5	PL	105 105 1600
								WP- 0 2 3	PP	105 105 1800
				WP- 3 1 4	TL	104 105 1000				
				WP- 3 1 4	TP	104 105 1000				
				WP- 3 1 4	SPL	104 105 1000				
				WP- 1 6 8 0	SPP	105 110x 1050				
				WP- 0 3 1	CL	105 105 2200				
				WP- 1 7 0 3	CP	110x 110x 2250				
				WP- 1 6 7 0	STL	104 110x 0600				
				WP- 0 1 8	STP	105 105 0650				
				ALFA ROMEO 146						
				1.4, 1.6 z ABS od nr. 3174688 with ABS, from no. 3174688 с ABS, от нет. 3174688	ZWP-5007	01.97>02.99	0015P 0100T	WP- 0 3 5	PL	105 105 1100
								WP- 0 2 3	PP	105 105 1800
WP- 1 9 6	TL	105 105 1300								
WP- 1 9 6	TP	105 105 1300								
WP- 3 1 4	SPL	104 105 1000								
WP- 1 6 8 0	SPP	105 110x 1050								
WP- 0 3 1	CL	105 105 2200								
WP- 1 7 0 3	CP	110x 110x 2250								
WP- 1 6 7 0	STL	104 110x 0600								
WP- 0 1 8	STP	105 105 0650								
ALFA ROMEO 146										
2.0 z ABS with ABS с ABS	ZWP-5008	01.97>02.99	0015P 0100T					WP- 4 3 5	PL	105 105 1600
								WP- 0 2 3	PP	105 105 1800
				WP- 1 9 6	TL	105 105 1300				
				WP- 1 9 6	TP	105 105 1300				
				WP- 3 1 4	SPL	104 105 1000				
				WP- 1 6 8 0	SPP	105 110x 1050				
				WP- 0 3 1	CL	105 105 2200				
				WP- 1 7 0 3	CP	110x 110x 2250				
				WP- 1 6 7 0	STL	104 110x 0600				
				WP- 0 1 8	STP	105 105 0650				



MARKA SAMOCHODU	NUMER ZESTAWU	ROK PRODUKCJI	ODPOWIETRNIK	KOD WP	POLOZENIE	INDEKS				
CAR MODEL	NUMBER OF SET	PRODUCTION YEAR	BLEEDER SCREW	WP CODE	LOCATION	INDEX				
МОДЕЛЬ АВТОМБИЛЯ	НОМЕР НАБОРА	ГОД ВЫПУСКА АВТОМБИЛЯ	ШТУЦЕР ПРОКАЧКИ ТОРМОЗОВ	WP КОД	МЕСТО	ИНДЕКС				
										
ALFA ROMEO 147										
Wszystkie modele z ABS All models with ABS Все модели с ABS	ZWP-5009	01.01<	0015P	WP- 2 5 2	PL	105 105 1050				
				WP- 0 1 0	PP	105 105 1850				
				WP- 1 6 8 5	TL	105 110x 2750				
				WP- 0 4 6	TP	105 105 3500				
				WP- 1 6 8 1	STL	105 110x 1150				
				WP- 2 5 4	STP	104 105 1150				
ALFA ROMEO 156										
Wszystkie modele z ABS All models with ABS Все модели с ABS	ZWP-5010	10.97<08.05	0015P	WP- 1 1 5	PL	105 105 1150				
				WP- 0 2 3	PP	105 105 1800				
				WP- 1 6 8 6	TL	105 110x 2800				
				WP- 0 2 0	TP	105 105 3400				
				WP- 1 1 5	STL	105 105 1150				
				WP- 1 7 0 1	STP	104x 110x 1200				
AUDI 50										
Wszystkie modele od nr. 8672376929 All models from no. 8672376929 Все модели от нет. 8672376929	ZWP-5101	11.76>0.81	0086P	WP- 0 0 9	PL	105 105 0600				
				WP- 0 1 0	PP	105 105 1850				
				WP- 1 1 7	TL	105 105 0750				
				WP- 0 2 2	TP	105 105 1350				
				WP- 0 0 1	ZTL	105 105 0300				
				WP- 0 0 1	ZTP	105 105 0300				
				WP- 0 1 4	CL	105 105 2400				
				WP- 1 6 7	CP	105 105 2600				
				*72	0013T					
				*74						
AUDI 50										
Wszystkie modele All models Все модели	ZWP-5102	75>07.78	0086P	WP- 0 0 5	PL	105 105 0450				
				WP- 0 0 3	PP	105 105 1400				
				WP- 0 0 1	TL	105 105 0300				
				WP- 0 0 1	TP	105 105 0300				
				WP- 0 0 8	CL	105 105 3000				
				WP- 0 0 7	CP	105 105 3900				
				*71	0013T					
*73										
AUDI 50										
Wszystkie modele All models Все модели	ZWP-5103	75>07.78	0086P	WP- 0 0 9	PL	105 105 0600				
				WP- 0 1 0	PP	105 105 1850				
				WP- 0 0 1	TL	105 105 0300				
				WP- 0 0 1	TP	105 105 0300				
				WP- 0 0 4	CL	105 105 3100				
				WP- 0 0 7	CP	105 105 3900				
				*72	0013T					
*73										
AUDI 50										
Wszystkie modele, nr.8672376929 All models, no.8672376929 Все модели, нет.8672376929	ZWP-5104	11.76>08.81	0086P	WP- 0 0 5	PL	105 105 0450				
				WP- 0 0 3	PP	105 105 1400				
				WP- 1 1 7	TL	105 105 0750				
				WP- 0 2 2	TP	105 105 1350				
				WP- 0 0 1	ZTL	105 105 0300				
				WP- 0 0 1	ZTP	105 105 0300				
				WP- 3 9 0	CL	105 105 2250				
				WP- 0 4 8	CP	105 105 2500				
				*71	0013T					
				*74						
AUDI 80										
Sedan	ZWP-5105	08.77>07.78	0086P	WP- 1 1 7	PL	105 105 0750				
				WP- 0 1 9	PP	105 105 1000				
				WP- 1 9 6	TL	105 105 1300				
				WP- 0 0 9	TP	105 105 0600				
				WP- 0 1 7	ZTL	105 105 0500				
				WP- 0 1 7	ZTP	105 105 0500				
				WP- 0 2 1	CL	105 105 3600				
				WP- 5 7 1	CP	105 105 3850				
				*74	0013T					
AUDI 80										
Variant bez ABS Variant without ABS Variant без ABS	ZWP-5106	08.77>07.78	0086P	WP- 1 1 7	PL	105 105 0750				
				WP- 0 1 9	PP	105 105 1000				
				WP- 0 2 3	TL	105 105 1800				
				WP- 0 1 3	TP	105 105 0900				
				WP- 0 1 7	ZTL	105 105 0500				
				WP- 0 1 7	ZTP	105 105 0500				
				WP- 0 2 5	CL	105 105 4300				
				WP- 0 2 5	CP	105 105 4300				
				*74	0013T					
AUDI 80										
Wszystkie modele All models Все модели	ZWP-5107	08.78>07.84	0086P	WP- 0 2 4	PL	105 105 0800				
				WP- 0 2 7	PP	105 105 1250				
				WP- 0 4 2	TL	105 105 1700				
				WP- 0 2 8	TP	105 105 0550				
				WP- 0 1 7	ZTL	105 105 0500				
				WP- 0 1 7	ZTP	105 105 0500				
				WP- 0 2 1	CL	105 105 3600				
				WP- 0 0 7	CP	105 105 3900				
				*74	0013T					

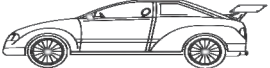





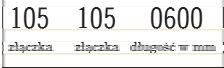
MARKA SAMOCHODU	NUMER ZESTAWU	ROK PRODUKCJI	ODPOWIETRNIK	KOD WP	POLOZENIE	INDEKS			
CAR MODEL	NUMBER OF SET	PRODUCTION YEAR	BLEEDER SCREW	WP CODE	LOCATION	INDEX			
МОДЕЛЬ АВТОМОБИЛЯ	НОМЕР НАБОРА	ГОД ВЫПУСКА АВТОМОБИЛЯ	ШТУЦЕР ПРОКАЧКИ ТОРМОЗОВ	WP КОД	МЕСТО	ИНДЕКС			
									
AUDI 80									
Wszystkie modele, nr.81-F-000001>81-H-299999 All models, no.81-F-000001>81-H-299999 Все модели, нет.81-F-000001>81-H-299999	ZWP-5108	08.84>07.86	0086P	WP- 0 2 4	PL	105 105 0800			
				WP- 0 2 7	PP	105 105 1250			
				WP- 0 4 9	TL	105 105 1900			
				WP- 0 1 8	TP	105 105 0650			
				WP- 0 1 7	ZTL	105 105 0500			
				WP- 0 1 7	ZTP	105 105 0500			
				WP- 5 3 4	CL	105 105 3750			
*66 *74			0013T	WP- 0 2 5	CP	105 105 4300			
AUDI 80									
Wszystkie modele, nr.81-F-000001>81-H-299999 All models, no.81-F-000001>81-H-299999 Все модели, нет.81-F-000001>81-H-299999	ZWP-5109	08.84>07.86	0087P	WP- 0 2 4	PL	105 105 0800			
				WP- 0 2 7	PP	105 105 1250			
				WP- 0 4 9	TL	105 105 1900			
				WP- 0 1 8	TP	105 105 0650			
				WP- 0 0 1	ZTL	105 105 0300			
				WP- 0 0 1	ZTP	105 105 0300			
				WP- 5 3 4	CL	105 105 3750			
*67 *74			0013T 0087T	WP- 0 2 5	CP	105 105 4300			
AUDI 80									
Wszystkie modele z ABS, nr.89-H-300001>8A-L-038655 All models with ABS, no.89-H-300001>8A-L-038655 Все модели с ABS, нет.89-H-300001>8A-L-038655	ZWP-5110	08.86>08.89	0087P	WP- 0 1 0	PL	105 105 1850			
				WP- 0 0 9	PP	105 105 0600			
				WP- 0 3 9	TL	105 105 1550			
				WP- 0 0 9	TP	105 105 0600			
				WP- 0 0 1	ZTL	105 105 0300			
				WP- 0 0 1	ZTP	105 105 0300			
				WP- 2 5 2	SPL	105 105 1050			
				WP- 0 1 9	SPP	105 105 1000			
				WP- 4 3 3	STL	105 105 2950			
				WP- 0 0 8	STP	105 105 3000			
*74			0013T 0087T						
AUDI 80									
Wszystkie modele bez ABS, nr.89-H-300001>8A-L-038655 All models without ABS, no.89-H-300001>8A-L-038655 Все модели без ABS, нет.89-H-300001>8A-L-038655	ZWP-5111	08.86>08.89	0087P	WP- 0 1 8	PL	105 105 0650			
				WP- 1 1 5	PP	105 105 1150			
				WP- 0 3 9	TL	105 105 1550			
				WP- 0 0 9	TP	105 105 0600			
				WP- 0 0 1	ZTL	105 105 0300			
				WP- 0 0 1	ZTP	105 105 0300			
				WP- 0 1 9	SPL	105 105 1000			
				WP- 2 5 2	SPP	105 105 1050			
				WP- 4 3 3	STL	105 105 2950			
				WP- 0 0 8	STP	105 105 3000			
*74			0013T 0087T						
AUDI 80									
Wszystkie modele z ABS, nr.8A-L-000001>8A-N-200000 All models with ABS, no.8A-L-000001>8A-N-200000 Все модели с ABS, нет.8A-L-000001>8A-N-200000	ZWP-5112	09.89>12.91	0087P	WP- 0 4 3	ZPL	105 105 0200			
				WP- 0 4 3	ZPP	105 105 0200			
				WP- 0 1 0	PL	105 105 1850			
				WP- 0 0 9	PP	105 105 0600			
				WP- 0 3 9	TL	105 105 1550			
				WP- 0 0 9	TP	105 105 0600			
				WP- 0 0 1	ZTL	105 105 0300			
				WP- 0 0 1	ZTP	105 105 0300			
				WP- 0 1 9	SPL	105 105 1000			
				WP- 2 5 2	SPP	105 105 1050			
				WP- 4 3 3	STL	105 105 2950			
				WP- 0 0 8	STP	105 105 3000			
*74						0087T 0013T			
AUDI 80									
Wszystkie modele bez ABS, nr.8A-L-03656>8A-L-200000 All models without ABS, no.8A-L-03656>8A-L-200000 Все модели без ABS, нет.8A-L-03656>8A-L-200000	ZWP-5113	09.89>08.91	0087P	WP- 0 4 3	ZPL	105 105 0200			
				WP- 0 4 3	ZPP	105 105 0200			
				WP- 0 0 9	PL	105 105 0600			
				WP- 4 3 5	PP	105 105 1600			
				WP- 0 3 9	TL	105 105 1550			
				WP- 0 0 9	TP	105 105 0600			
				WP- 0 0 1	ZTL	105 105 0300			
				WP- 0 0 1	ZTP	105 105 0300			
				WP- 0 1 9	SPL	105 105 1000			
				WP- 2 5 2	SPP	105 105 1050			
				WP- 4 3 3	STL	105 105 2950			
				WP- 0 0 8	STP	105 105 3000			
*74						0087T 0013T			
AUDI 80									
Wszystkie modele z ABS, nr.8C-N-000001>8C-T-010000 All models with ABS, no.8C-N-000001>8C-T-010000 Все модели с ABS, нет.8C-N-000001>8C-T-010000	ZWP-5114	09.91>07.95	0087P	WP- 0 4 3	ZPL	105 105 0200			
				WP- 0 4 3	ZPP	105 105 0200			
				WP- 0 3 3	PL	105 105 0700			
				WP- 0 3 6	PP	105 105 2100			
				WP- 3 5 6	TL	105 105 1450			
				WP- 3 5 6	TP	105 105 1450			
				WP- 0 0 5	ZTL	105 105 0450			
				WP- 0 0 5	ZTP	105 105 0450			
				WP- 1 9 6	SPL	105 105 1300			
				WP- 0 2 2	SPP	105 105 1350			
				WP- 0 2 3	STL	105 105 1800			
				WP- 0 1 0	STP	105 105 1850			
*74						0013T 0087T			

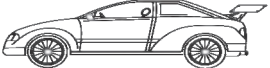





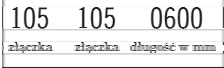
MARKA SAMOCHODU	NUMER ZESTAWU	ROK PRODUKCJI	ODPOWIETRNIK	KOD WP	POLOZENIE	INDEKS			
CAR MODEL	NUMBER OF SET	PRODUCTION YEAR	BLEEDER SCREW	WP CODE	LOCATION	INDEX			
МОДЕЛЬ АВТОБИЛЯ	НОМЕР НАБОРА	ГОД ВЫПУСКА АВТОБИЛЯ	ШТУЦЕР ПРОВОДА ТОРМОЗОВ	WP КОД	МЕСТО	ИНДЕКС			
									
AUDI 80									
Wszystkie modele bez ABS, nr.8C-N-000001>8C-T-010000 All models without ABS, no.8C-N-000001>8C-T-010000 Все модели без ABS, нет.8C-N-000001>8C-T-010000	ZWP-5115	09.91>07.95	0087P	WP- 0 4 3	ZPL	105 105 0200			
				WP- 0 4 3	ZPP	105 105 0200			
				WP- 0 0 9	PL	105 105 0600			
				WP- 0 4 7	PP	105 105 1500			
				WP- 3 5 6	TL	105 105 1450			
				WP- 3 5 6	TP	105 105 1450			
				WP- 0 0 5	ZTL	105 105 0450			
				WP- 0 0 5	ZTP	105 105 0450			
				WP- 0 1 9	SPL	105 105 1000			
				WP- 2 5 2	SPP	105 105 1050			
				0087T	WP- 0 2 3	STL	105 105 1800		
				0013T	WP- 0 2 3	STP	105 105 1800		
AUDI 80									
Wszystkie modele All models Все модели	ZWP-5116	10.74>07.77	0087P	WP- 1 1 7	PL	105 105 0750			
				WP- 0 1 9	PP	105 105 1000			
				WP- 0 1 7	TL	105 105 0500			
				WP- 0 1 7	TP	105 105 0500			
				0087T	WP- 7 0 8	CL	105 105 2850		
				0013T	WP- 0 2 0	CP	105 105 3400		
AUDI 80									
Sedan	ZWP-5117	08.77>07.78	0087P	WP- 1 1 7	PL	105 105 0750			
				WP- 0 1 9	PP	105 105 1000			
				WP- 0 1 7	ZTL	105 105 0500			
				WP- 0 1 7	ZTP	105 105 0500			
				0087T	WP- 0 3 2	CL	105 105 2800		
				0013T	WP- 0 2 0	CP	105 105 3400		
AUDI 80									
Wszystkie modele All models Все модели	ZWP-5118	08.78>10.81	0087P	WP- 0 2 4	PL	105 105 0800			
				WP- 0 2 7	PP	105 105 1250			
				WP- 0 1 7	ZTL	105 105 0500			
				WP- 0 1 7	ZTP	105 105 0500			
				0087T	WP- 0 0 8	CL	105 105 3000		
				0013T	WP- 0 2 1	CP	105 105 3600		
AUDI 80									
Wszystkie modele All models Все модели	ZWP-5119	11.81>07.84	0087P	WP- 0 2 4	PL	105 105 0800			
				WP- 0 2 7	PP	105 105 1250			
				WP- 0 2 8	ZTL	105 105 0550			
				WP- 0 2 8	ZTP	105 105 0550			
				087T	WP- 0 2 9	CL	105 105 3200		
				0013T	WP- 0 2 1	CP	105 105 3600		
AUDI 80									
Wszystkie modele, nr.81-F-000001>81-H-299999 All models, nr.81-F-000001>81-H-299999 Все модели, nr.81-F-000001>81-H-299999	ZWP-5119	08.8>07.86	0087P	WP- 0 2 4	PL	105 105 0800			
				WP- 0 2 7	PP	105 105 1250			
				WP- 0 2 8	ZTL	105 105 0550			
				WP- 0 2 8	ZTP	105 105 0550			
				0087T	WP- 0 2 9	CL	105 105 3200		
				0013T	WP- 0 2 1	CP	105 105 3600		
AUDI 90									
Wszystkie modele, nr.81-F-000001>81-H-299999 All models, nr.81-F-000001>81-H-299999 Все модели, nr.81-F-000001>81-H-299999	ZWP-5108	08.84>08.86	0087P	WP- 0 2 4	PL	105 105 0800			
				WP- 0 2 7	PP	105 105 1250			
				WP- 0 4 9	TL	105 105 1900			
				WP- 0 1 8	TP	105 105 0650			
				WP- 0 1 7	ZTL	105 105 0500			
				WP- 0 1 7	ZTP	105 105 0500			
				0087T	WP- 5 3 4	CL	105 105 3750		
				0013T	WP- 0 2 5	CP	105 105 4300		
AUDI 90									
Wszystkie modele, nr.81-F-000001>81-H-299999 All models, nr.81-F-000001>81-H-299999 Все модели, nr.81-F-000001>81-H-299999				ZWP-5109	08.84>08.86	0087P	WP- 0 2 4	PL	105 105 0800
	WP- 0 2 7	PP	105 105 1250						
	WP- 0 4 9	TL	105 105 1900						
	WP- 0 1 8	TP	105 105 0650						
	WP- 0 0 1	ZTL	105 105 0300						
	WP- 0 0 1	ZTP	105 105 0300						
	0087T	WP- 5 3 4	CL				105 105 3750		
	0013T	WP- 0 2 5	CP				105 105 4300		
AUDI 90									
Wszystkie modele z ABS, nr.89-H-300001>8A-L-038655 All models with ABS, no.89-H-300001>8A-L-038655 Все модели с ABS, нет.89-H-300001>8A-L-038655	ZWP-5110	08.86>08.89	0087P				WP- 0 1 0	PL	105 105 1850
				WP- 0 0 9	PP	105 105 0600			
				WP- 0 3 9	TL	105 105 1550			
				WP- 0 0 9	TP	105 105 0600			
				WP- 0 0 1	ZTL	105 105 0300			
				WP- 0 0 1	ZTP	105 105 0300			
				WP- 2 5 2	SPL	105 105 1050			
				WP- 0 1 9	SPP	105 105 1000			
				0087T	WP- 4 3 3	STL	105 105 2950		
				0013T	WP- 0 0 8	STP	105 105 3000		

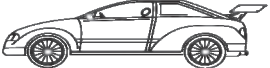





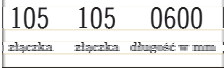
MARKA SAMOCHODU	NUMER ZESTAWU	ROK PRODUKCJI	ODPOWIETRNIK	KOD WP	POLOZENIE	INDEKS
CAR MODEL	NUMBER OF SET	PRODUCTION YEAR	BLEEDER SCREW	WP CODE	LOCATION	INDEX
МОДЕЛЬ АВТОБИЯ	НОМЕР НАБОРА	ГОД ВЫПУСКА АВТОБИЯ	ШТУЦЕР ПРОВОДНИ ТОРМОЗОВ	WP КОД	МЕСТО	ИНДЕКС
						
AUDI 90						
Wszystkie modele bez ABS, nr.89-H-300001>8A-L-038655 All models without ABS, no.89-H-300001>8A-L-038655 Все модели без ABS, нет.89-H-300001>8A-L-038655	ZWP-5111	08.86>08.89	0087P	WP- 0 1 8	PL	105 105 0650
				WP- 1 1 5	PP	105 105 1150
				WP- 0 3 9	TL	105 105 1550
				WP- 0 0 9	TP	105 105 0600
				WP- 0 0 1	ZTL	105 105 0300
				WP- 0 0 1	ZTP	105 105 0300
				WP- 0 1 9	SPL	105 105 1000
				WP- 2 5 2	SPP	105 105 1050
				WP- 4 3 3	STL	105 105 2950
				WP- 0 0 8	STP	105 105 3000
				*74		
AUDI 90						
Wszystkie modele z ABS, nr.8A-L-038656>8A-N-200000 All models with ABS, no.8A-L-038656>8A-N-200000 Все модели с ABS, нет.8A-L-038656>8A-N-200000	ZWP-5112	09.89>12.91	0087P	WP- 0 4 3	ZPL	105 105 0200
				WP- 0 4 3	ZPP	105 105 0200
				WP- 0 1 0	PL	105 105 1850
				WP- 0 0 9	PP	105 105 0600
				WP- 0 3 9	TL	105 105 1550
				WP- 0 0 9	TP	105 105 0600
				WP- 0 0 1	ZTL	105 105 0300
				WP- 0 0 1	ZTP	105 105 0300
				WP- 0 1 9	SPL	105 105 1000
				WP- 2 5 2	SPP	105 105 1050
				WP- 4 3 3	STL	105 105 2950
WP- 0 0 8	STP	105 105 3000				
*74			0087T 0013T			
AUDI 90						
Wszystkie modele bez ABS, nr.8A-L-038656>8A-N-200000 All models without ABS, no.8A-L-038656>8A-N-200000 Все модели без ABS, нет.8A-L-038656>8A-N-200000	ZWP-5113	09.89>12.91	0087P	WP- 0 4 3	ZPL	105 105 0200
				WP- 0 4 3	ZPP	105 105 0200
				WP- 0 0 9	PL	105 105 0600
				WP- 4 3 5	PP	105 105 1600
				WP- 0 3 9	TL	105 105 1550
				WP- 0 0 9	TP	105 105 0600
				WP- 0 0 1	ZTL	105 105 0300
				WP- 0 0 1	ZTP	105 105 0300
				WP- 0 1 9	SPL	105 105 1000
				WP- 2 5 2	SPP	105 105 1050
				WP- 4 3 3	STL	105 105 2950
WP- 0 0 8	STP	105 105 3000				
*74			0087T 0013T			
AUDI 90						
Wszystkie modele, nr.81-F-000001>81-H-299999 All models, no.81-F-000001>81-H-299999 Все модели, нет.81-F-000001>81-H-299999	ZWP-5119		0087P	WP- 0 2 4	PL	105 105 0800
				WP- 0 2 7	PP	105 105 1250
				WP- 0 2 8	ZTL	105 105 0550
				WP- 0 2 8	ZTP	105 105 0550
				WP- 0 2 9	CL	105 105 3200
				WP- 0 2 1	CP	105 105 3600
*73			0087T 0013T			
AUDI 100						
S , LS , GLS	ZWP-5123	06.76>07.78	0086P	WP- 0 1 7	PL	105 105 0500
				WP- 0 0 3	PP	105 105 1400
				WP- 0 4 5	TL	105 105 0400
				WP- 0 0 5	TL+	105 105 0450
				WP- 0 4 3	TP	105 105 0200
				WP- 0 3 9	TP+	105 105 1550
				WP- 0 4 0	CL	105 105 3300
				WP- 0 4 6	CP	105 105 3500
*33			0013T			
AUDI 100						
L , GL Nr.4372000001>43-C-100000	ZWP-5124	08.77>07.82	0086P	WP- 0 1 7	PL	105 105 0500
				WP- 0 0 3	PP	105 105 1400
				WP- 0 0 5	TL	105 105 0450
				WP- 0 4 3	TP	105 105 0200
				WP- 0 0 4	CL	105 105 3100
				WP- 0 4 4	CP	105 105 4800
*33			0013T			
AUDI 100						
Wszystkie modele All models Все модели	ZWP-5123	03.77>07.82	0086P	WP- 0 1 7	PL	105 105 0500
				WP- 0 0 3	PP	105 105 1400
				WP- 0 4 5	TL	105 105 0400
				WP- 0 0 5	TL+	105 105 0450
				WP- 0 4 3	TP	105 105 0200
				WP- 0 3 9	TP+	105 105 1550
				WP- 0 4 0	CL	105 105 3300
				WP- 0 4 6	CP	105 105 3500
*34			0013T			
AUDI 100						
Limousine 1.9L , CC , CD , CS bez wspomagania kierownicy without power steering без усилителя руля	ZWP-5125	08.82>12.85	0086P	WP- 0 0 1	ZPL	105 105 0300
				WP- 0 0 1	ZPP	105 105 0300
				WP- 0 1 7	PL	105 105 0500
				WP- 0 0 3	PP	105 105 1400
				WP- 0 1 8	TL	105 105 0650
				WP- 0 3 9	TP	105 105 1550
				WP- 0 0 6	ZTL	105 105 0250
				WP- 0 0 6	ZTP	105 105 0250
				WP- 0 2 9	CL	105 105 3200
				WP- 0 1 6	CP	105 105 2900
				*33 *34		






MARKA SAMOCHODU	NUMER ZESTAWU	ROK PRODUKCJI	ODPOWIETRNIK	KOD WP	POLOZENIE	INDEKS	
CAR MODEL	NUMBER OF SET	PRODUCTION YEAR	BLEEDER SCREW	WP CODE	LOCATION	INDEX	
МОДЕЛЬ АВТОМБИЯ	НОМЕР НАБОРА	ГОД ВЫПУСКА АВТОМБИЯ	ШТУЦЕР ПРОВОДА ТОРМОЗОВ	WP КОД	МЕСТО	ИНДЕКС	
							
AUDI 100							
Limousine , Avant 2.2L , Diesel bez wspomagania kierownicy without power steering без усилителя руля *34	ZWP-5126	08.82>12.85	0086P	WP- 0 0 1	ZPL	105 105 0300	
				WP- 0 0 1	ZPP	105 105 0300	
				WP- 0 2 8	PL	105 105 0550	
				WP- 0 0 3	PP	105 105 1400	
				WP- 0 1 8	TL	105 105 0650	
				WP- 0 3 9	TP	105 105 1550	
				WP- 0 0 6	ZTL	105 105 0250	
				WP- 0 0 6	ZTP	105 105 0250	
				0013T	WP- 0 4 0	CL	105 105 3300
				0087T	WP- 0 4 0	CP	105 105 3300
AUDI 100							
Limousine , Avant , Diesel wspomaganie kierownicy power steering усилитель руля *34	ZWP-5127	08.82>12.85	0086P	WP- 0 0 1	ZPL	105 105 0300	
				WP- 0 0 1	ZPP	105 105 0300	
				WP- 0 1 7	PL	105 105 0500	
				WP- 0 0 3	PP	105 105 1400	
				WP- 0 1 8	TL	105 105 0650	
				WP- 0 3 9	TP	105 105 1550	
				WP- 0 0 6	ZTL	105 105 0250	
				WP- 0 0 6	ZTP	105 105 0250	
				0013T	WP- 0 2 9	CL	105 105 3200
				0087T	WP- 0 2 9	CP	105 105 3200
AUDI 100							
Limousine , Avant Nr.44-G-073363>44-J-200099 *66	ZWP-5128	01.86>12.87	0086P	WP- 0 0 1	ZPL	105 105 0300	
				WP- 0 0 1	ZPP	105 105 0300	
				WP- 0 2 8	PL	105 105 0550	
				WP- 0 0 3	PP	1051501400	
				WP- 0 1 7	TL	105 105 0500	
				WP- 0 1 8	TL+	105 105 0650	
				WP- 0 1 3	TP	105 105 0900	
				WP- 3 9 0	TP+	105 105 2250	
				0013T	WP- 0 2 9	CL	105 105 3200
				0087T	WP- 0 4 0	CP	105 105 3300
AUDI 100							
Limousine , Avant Nr.44-G-073363>44-J-200099 *67	ZWP-5129	01.86>12.87	0086P	WP- 0 0 1	ZPL	105 105 0300	
				WP- 0 0 1	ZPP	105 105 0300	
				WP- 0 2 8	PL	105 105 0550	
				WP- 0 0 3	PP	105 105 1400	
				WP- 0 1 7	TL	105 105 0500	
				WP- 3 9 0	TP	105 105 2250	
				WP- 0 1 3	ZTL	105 105 0900	
				WP- 0 1 3	ZTP	105 105 0900	
				0013T	WP- 0 2 9	CL	105 105 3200
				0087T	WP- 0 4 0	CP	105 105 3300
AUDI 100							
Limousine , Avant Nr.44-J-200100>44-K-150000 bez ABS without ABS без ABS *66	ZWP-5130	01.88>07.89	0086P	WP- 0 0 1	ZPL	105 105 0300	
				WP- 0 0 1	ZPP	105 105 0300	
				WP- 0 2 8	PL	105 105 0550	
				WP- 0 4 7	PP	105 105 1500	
				WP- 0 1 7	TL	105 105 0500	
				WP- 5 5 9	TP	105 105 2350	
				WP- 0 1 3	ZTL	105 105 0900	
				WP- 0 1 3	ZTP	105 105 0900	
				0087T	WP- 0 2 9	CL	105 105 3200
				0013T	WP- 0 4 0	CP	105 105 3300
AUDI 100							
Limousine , Avant Nr.44-J-200100>4-K-150000 z ABS with ABS с ABS *66	ZWP-5131	01.88>07.89	0086P	WP- 0 0 1	ZPL	105 105 0300	
				WP- 0 0 1	ZPP	105 105 0300	
				WP- 0 1 7	PL	105 105 0500	
				WP- 4 3 5	PP	105 105 1600	
				WP- 0 1 7	TL	105 105 0500	
				WP- 5 5 9	TP	105 105 2350	
				WP- 0 1 3	ZTL	105 105 0900	
				WP- 0 1 3	ZTP	105 105 0900	
				WP- 0 0 5	SPL	105 105 0450	
				WP- 0 1 7	SPP	105 105 0500	
				0087T	WP- 7 0 8	STL	105 105 2850
				0013T	WP- 7 0 8	STP	105 105 2850
				AUDI 100			
Limousine , Avant Nr.44-J-200100>44-K-150000 bez ABS without ABS без ABS *67	ZWP-5132	01.88>07.89	0086P	WP- 0 0 1	ZPL	105 105 0300	
				WP- 0 0 1	ZPP	105 105 0300	
				WP- 0 2 8	PL	105 105 0550	
				WP- 0 4 7	PP	105 105 1500	
				WP- 0 1 7	TL	105 105 0500	
				WP- 5 5 9	TP	105 105 2350	
				WP- 0 1 8	ZTL	105 105 0650	
				WP- 0 1 8	ZTP	105 105 0650	
				0087T	WP- 0 2 9	CC	105 105 3200
				0013T	WP- 0 4 0	CC+	105 105 3300



MARKA SAMOCHODU	NUMER ZESTAWU	ROK PRODUKCJI	ODPOWIETRNIK	KOD WP	POLOZENIE	INDEKS				
CAR MODEL	NUMBER OF SET	PRODUCTION YEAR	BLEEDER SCREW	WP CODE	LOCATION	INDEX				
МОДЕЛЬ АВТОБИЛЯ	НОМЕР НАБОРА	ГОД ВЫПУСКА АВТОБИЛЯ	ШТУЦЕР ПРОКАЧКИ ТОРМОЗОВ	WP КОД	МЕСТО	ИНДЕКС				
										
AUDI 100										
Limousine , Avant Nr.44-J-200100>44-K-150000 z ABS with ABS c ABS	ZWP-5133	01.88>07.89	0086P	WP- 0 0 1	ZPL	105 105 0300				
				WP- 0 0 1	ZPP	105 105 0300				
				WP- 0 1 7	PL	105 105 0500				
				WP- 4 3 5	PP	105 105 1600				
				WP- 0 1 7	TL	105 105 0500				
				WP- 5 5 9	TP	105 105 2350				
				WP- 0 1 8	ZTL	105 105 0650				
				WP- 0 1 8	ZTP	105 105 0650				
				WP- 0 0 5	SPL	105 105 0450				
				WP- 0 1 7	SPP	105 105 0500				
				0087T	WP- 7 0 8	STL	105 105 2850			
				0013T	WP- 7 0 8	STP	105 105 2850			
				*67						
				AUDI 100						
Limousine , Avant Nr.44-L-000001>44-M-050000 bez ABS without ABS без ABS	ZWP-5134	08.89>11.90	0086P	WP- 0 0 1	ZPL	105 105 0300				
				WP- 0 0 1	ZPP	105 105 0300				
				WP- 0 2 8	PL	105 105 0550				
				WP- 0 3 9	PP	105 105 1550				
				WP- 0 0 5	TL	105 105 0450				
				WP- 7 0 6	TP	105 105 2450				
				WP- 0 0 2	ZTL	105 105 0850				
				WP- 0 0 2	ZTP	105 105 0850				
				0087T	WP- 0 1 6	CL	105 105 2900			
				0013T	WP- 7 0 8	CP	105 105 2850			
				*66						
AUDI 100										
Limousine , Avant Nr.44-L-000001>44-M-050000 z ABS with ABS c ABS	ZWP-5135	08.89>11.90	0086P	WP- 0 0 1	ZPL	105 105 0300				
				WP- 0 0 1	ZPP	105 105 0300				
				WP- 0 4 5	PL	105 105 0400				
				WP- 0 3 9	PP	105 105 1550				
				WP- 0 0 5	TL	105 105 0450				
				WP- 7 0 6	TP	105 105 2450				
				WP- 0 0 2	ZTL	105 105 0850				
				WP- 0 0 2	ZTP	105 105 0850				
				WP- 0 0 5	SPL	105 105 0450				
				WP- 0 1 7	SPP	105 105 0500				
				0087T	WP- 7 0 8	STL	105 105 2850			
				0013T	WP- 0 1 6	STP	105 105 2900			
				*66						
AUDI 100										
Limousine , Avant Nr.44-L-000001>44-M-050000 bez ABS without ABS без ABS	ZWP-5136	08.89>11.90	0086P	WP- 0 0 1	ZPL	105 105 0300				
				WP- 0 0 1	ZPP	105 105 0300				
				WP- 0 2 8	PL	105 105 0550				
				WP- 0 3 9	PP	105 105 1550				
				WP- 0 0 5	TL	105 105 0450				
				WP- 7 0 6	TP	105 105 2450				
				WP- 0 0 9	ZTL	105 105 0600				
				WP- 0 0 9	ZTP	105 105 0600				
				0087T	WP- 7 0 8	CC	105 105 2850			
				0013T	WP- 0 1 6	CC+	105 105 2900			
				*67						
AUDI 100										
Limousine , Avant Nr.44-L-000001>44-M-050000 z ABS with ABS c ABS	ZWP-5137	08.89>11.90	0086P	WP- 0 0 1	ZPL	105 105 0300				
				WP- 0 0 1	ZPP	105 105 0300				
				WP- 0 4 5	PL	105 105 0400				
				WP- 0 3 9	PP	105 105 1550				
				WP- 0 0 5	TL	105 105 0450				
				WP- 7 0 6	TP	105 105 2450				
				WP- 0 0 9	ZTL	105 105 0600				
				WP- 0 0 9	ZTP	105 105 0600				
				WP- 0 0 5	SPL	105 105 0450				
				WP- 0 1 7	SPP	105 105 0500				
				0087T	WP- 7 0 8	STL	105 105 2850			
				0013T	WP- 0 1 6	STP	105 105 2900			
				*67						
				AUDI 100						
Limousine , Avant Nr.4A-M-000001>4A-N-250000 bez ABS without ABS без ABS	ZWP-5138	12.90>06.92	0086P	WP- 0 0 1	ZPL	105 105 0300				
				WP- 0 0 1	ZPP	105 105 0300				
				WP- 0 2 8	PL	105 105 0550				
				WP- 0 0 3	PP	105 105 1400				
				WP- 0 0 5	TL	105 105 0450				
				WP- 5 5 9	TP	105 105 2350				
				WP- 0 1 3	ZTL	105 105 0900				
				WP- 0 1 3	ZTP	105 105 0900				
				WP- 0 1 3	SPL	105 105 0900				
				WP- 0 1 9	SPP	105 105 1000				
				0087T	WP- 7 0 6	STL	105 105 2450			
				0033T	WP- 7 0 6	STP	105 105 2450			
				*66						

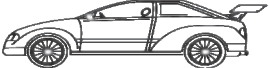





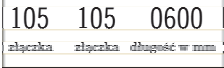
MARKA SAMOCHODU	NUMER ZESTAWU	ROK PRODUKCJI	ODPOWIETRNIK	KOD WP	POLOZENIE	INDEKS	
CAR MODEL	NUMBER OF SET	PRODUCTION YEAR	BLEEDER SCREW	WP CODE	LOCATION	INDEX	
МОДЕЛЬ АВТОМБИЯ	НОМЕР НАБОРА	ГОД ВЫПУСКА АВТОМБИЯ	ШТУЦЕР ПРОКАЧКИ ТОРМОЗОВ	WP КОД	МЕСТО	ИНДЕКС	
							
AUDI 100							
Limousine , Avant Nr.4A-M-000001>4A-N-250000 z ABS with ABS c ABS	ZWP-5139	12.90>06.92	0086P	WP- 0 0 1	ZPL	105 105 0300	
				WP- 0 0 1	ZPP	105 105 0300	
				WP- 0 0 9	PL	105 105 0600	
				WP- 0 4 9	PP	105 105 1900	
				WP- 0 0 5	TL	105 105 0450	
				WP- 5 5 9	TP	105 105 2350	
				WP- 0 1 3	ZTL	105 105 0900	
				WP- 0 1 3	ZTP	105 105 0900	
				WP- 1 1 7	SPL	105 105 0750	
				WP- 0 2 4	SPP	105 105 0800	
				WP- 7 0 8	STL	105 105 2850	
				0087T			
				0033T	WP- 7 0 8	STP	105 105 2850
				*66			
AUDI 100							
Limousine , Avant Nr.4A-M-000001>4A-N-250000 bez ABS without ABS без ABS	ZWP-5140	12.90>06.92	0086P	WP- 0 0 1	ZPL	105 105 0300	
				WP- 0 0 1	ZPP	105 105 0300	
				WP- 0 2 8	PL	105 105 0550	
				WP- 0 0 3	PP	105 105 1400	
				WP- 0 0 5	TL	105 105 0450	
				WP- 5 5 9	TP	105 105 2350	
				WP- 0 0 9	ZTL	105 105 0600	
				WP- 0 0 9	ZTP	105 105 0600	
				WP- 0 1 3	SPL	105 105 0900	
				WP- 0 1 9	SPP	105 105 1000	
				WP- 7 0 6	STL	105 105 2450	
				0087T			
				0033T	WP- 7 0 6	STP	105 105 2450
				*67			
AUDI 100							
Limousine , Avant Nr.4M-000001>4A-N-250000 z ABS with ABS c ABS	ZWP-5141	12.90>06.92	0086P	WP- 0 0 1	ZPL	105 105 0300	
				WP- 0 0 1	ZPP	105 105 0300	
				WP- 0 0 9	PL	105 105 0600	
				WP- 0 4 9	PP	105 105 1900	
				WP- 0 0 5	TL	105 105 0450	
				WP- 5 5 9	TP	105 105 2350	
				WP- 0 0 9	ZTL	105 105 0600	
				WP- 0 0 9	ZTP	105 105 0600	
				WP- 1 1 7	SPL	105 105 0750	
				WP- 0 2 4	SPP	105 105 0800	
				WP- 7 0 8	STL	105 105 2850	
				0087T			
				0033T	WP- 7 0 8	STP	105 105 2850
				*67			
AUDI 200							
Nr.43-A-045129>44-M-050000	ZWP-5142	80>83	0087P	WP- 0 2 8	PL	105 105 0550	
				WP- 0 0 3	PP	105 105 1400	
				WP- 0 0 5	TL	105 105 0450	
				WP- 0 1 2	TP	105 105 1650	
				WP- 0 4 1	ZTL	105 105 0350	
				WP- 0 0 5	ZTP	105 105 0450	
				WP- 0 4 5	CL	105 105 3400	
				0087T	WP- 0 2 1	CP	105 105 3600
AUDI 200							
Nr.43-A-045129>44-G-073362	ZWP-5143	84>86	0087P	WP- 0 2 8	PL	105 105 0550	
				WP- 0 0 3	PP	105 105 1400	
				WP- 0 3 3	TL	105 105 0700	
				WP- 0 1 2	TP	105 105 1650	
				WP- 0 2 9	CL	105 105 3200	
				0087T	WP- 0 4 0	CP	105 105 3300
AUDI 200							
Nr.44-G-073363>44-M-050000	ZWP-5144	86>	0087P	WP- 0 2 8	PL	105 105 0550	
				WP- 0 0 3	PP	105 105 1400	
				WP- 0 1 7	TL	105 105 0500	
				WP- 0 1 1	TP	105 105 2300	
				WP- 0 1 8	ZTL	105 105 0650	
				WP- 0 1 8	ZTP	105 105 0650	
				WP- 0 2 9	CL	105 105 3200	
				0087T	WP- 0 4 0	CP	105 105 3300
AUDI 200							
Avant , Quattro , Turbo Nr.44-F-000001>44-G-073362	ZWP-5145	85>86	0087P	WP- 0 0 5	ZPL	105 105 0450	
				WP- 0 4 2	ZPP	105 105 1700	
				WP- 0 4 1	PL	105 105 0350	
				WP- 0 4 1	PP	105 105 0350	
				WP- 0 2 7	TL	105 105 1250	
				WP- 0 0 6	TP	105 105 0250	
				WP- 0 3 5	ZTL	105 105 1100	
				WP- 0 0 9	ZTP	105 105 0600	
				WP- 0 1 7	CL	105 105 0500	
				0087T	WP- 1 6 7	CP	105 105 2600

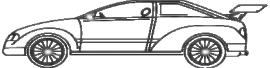





MARKA SAMOCHODU	NUMER ZESTAWU	ROK PRODUKCJI	ODPOWIETRNIK	KOD WP	POLOZENIE	INDEKS				
CAR MODEL	NUMBER OF SET	PRODUCTION YEAR	BLEEDER SCREW	WP CODE	LOCATION	INDEX				
МОДЕЛЬ АВТОМБИЯ	НОМЕР НАБОРА	ГОД ВЫПУСКА АВТОМБИЯ	ШТУЦЕР ПРОКАЧКИ ТОРМОЗОВ	WP КОД	МЕСТО	ИНДЕКС				
										
AUDI 200										
Avant , Quatro , Turbo Nr.44-G-073363>44-M-050000	ZWP-5146	86>91	0087P	WP- 0 0 5	ZPL	105 105 0450				
				WP- 0 4 2	ZPP	105 105 1700				
				WP- 0 4 1	PL	105 105 0350				
				WP- 0 4 1	PP	105 105 0350				
				WP- 0 1 3	TL	105 105 0900				
				WP- 0 0 6	TP	105 105 0250				
				WP- 0 3 5	ZTL	105 105 1100				
				WP- 0 0 9	ZTP	105 105 0600				
				WP- 0 1 7	CL	105 105 0500				
							0087T	WP- 1 6 7	CP	105 105 2600
AUDI A3										
Wszystkie modele z ABS All models with ABS Все модели с ABS	ZWP-5153	09.96>04.03	0015P	WP- 0 1 8	PL	104 105 0650				
				WP- 1 9 6	PP	105 105 1300				
					TL	N/A				
					TP	N/A				
				WP- 0 4 3	KOR	105 105 0200				
				WP- 1 9 6	KOR	105 105 1300				
				WP- 5 3 3	CL	104 105 2750				
							*67	WP- 0 3 0	CP	105 105 3700
							0015T			
				AUDI A3						
Wszystkie modele z ABS All models with ABS Все модели с ABS	ZWP-5147	09.96>04.03	0015P	WP- 0 1 8	PL	104 105 0650				
				WP- 1 9 6	PP	105 105 1300				
				WP- 0 2 4	TL	105 105 0800				
				WP- 0 0 2	TP	105 105 0850				
				WP- 0 4 3	KOR	105 105 0200				
				WP- 1 9 6	KOR	105 105 1300				
				WP- 5 3 3	CL	104 105 2750				
							*66	WP- 0 3 0	CP	105 105 3700
							0015T			
				AUDI A3						
	ZWP-5154	05.03>	0015P	WP- 4 9 7	PL	104 105 1450				
				0019P	WP- 0 4 5	PP	105 105 0400			
					WP- 4 8 7	TL	104 105 0200			
					WP- 0 4 7	TP	105 105 1500			
					WP- 5 9 2	CL	104 105 3850			
					0015T	WP- 1 8 7 3	CP	105 110x 3650		
AUDI A4										
Wszystkie modele, nr.8D-S-000001>8D-T-300000 All models, no.8D-S-000001>8D-T-300000 Все модели, нет.8D-S-000001>8D-T-300000	ZWP-5148	11.94>06.96	0015P	WP- 0 0 6	ZPL	105 105 0250				
				0086P	WP- 0 0 6	ZPP	105 105 0250			
					WP- 0 2 4	PL	105 105 0800			
					WP- 0 4 2	PP	105 105 1700			
					WP- 0 2 8	TL	105 105 0550			
					WP- 0 2 8	TP	105 105 0550			
					WP- 3 0 9	POM-ABS	104 105 0700			
					WP- 3 0 9	POM-ABS	104 105 0700			
					WP- 0 1 3	SPL	105 105 0900			
					WP- 1 0 2	SPP	105 106 0800			
					WP- 7 1 7	STL	105 106 2350			
					0087T	WP- 0 2 9	STP	105 105 3200		
					AUDI A4					
Wszystkie modele z ABS, bez EDS All models with ABS, without EDS Все модели с ABS, без EDS	ZWP-5149	07.96>04.01	0015P	WP- 0 0 6	ZPL	105 105 0250				
				0086P	WP- 0 0 6	ZPP	105 105 0250			
					WP- 0 1 3	PL	105 105 0900			
					WP- 0 4 9	PP	105 105 1900			
					WP- 0 2 8	TL	105 105 0550			
					WP- 0 2 8	TP	105 105 0550			
					WP- 2 6 5	SPL	105 105 0950			
					WP- 1 0 2	SPP	105 106 0800			
					WP- 7 1 7	STL	105 106 2350			
					0087T	WP- 0 2 9	STP	105 105 3200		
					AUDI A6					
Wszystkie modele z ABS, EDS, ASR, nr.4A-S-000001>4A-V-030000 All models with ABS, EDS, ASR, no.4A-S-000001>4A-V-030000 Все модели с ABS, EDS, ASR, нет.4A-S-000001>4A-V-030000	ZWP-5150	06.94>10.96	0015P	WP- 0 0 6	ZPL	105 105 0250				
				0087T	WP- 0 0 6	ZPP	105 105 0250			
					WP- 3 0 9	PL	104 105 0700			
					WP- 3 1 5	PP	104 105 1950			
					WP- 0 0 9	TL	105 105 0600			
					WP- 0 0 9	TP	105 105 0600			
					WP- 5 3 3	KOR	105 105 2750			
					WP- 3 9 0	KOR	105 105 2250			
					WP- 2 6 1	POM-ABS	104 105 0600			
					WP- 2 8 3	POM-ABS	104 105 0550			
					WP- 0 3 4	SPL	105 105 1200			
					WP- 1 1 5	SPP	105 105 1150			
					WP- 3 9 0	STL	105 105 2250			
					0087T	WP- 0 4 9	STP	105 105 1900		

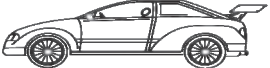





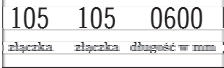
MARKA SAMOCHODU	NUMER ZESTAWU	ROK PRODUKCJI	ODPOWIETRNIK	KOD WP	POLOZENIE	INDEKS				
CAR MODEL	NUMBER OF SET	PRODUCTION YEAR	BLEEDER SCREW	WP CODE	LOCATION	INDEX				
МОДЕЛЬ АВТОМБИЯ	НОМЕР НАБОРА	ГОД ВЫПУСКА АВТОМБИЯ	ШТУЦЕР ПРОКАЧКИ ТОРМОЗОВ	WP КОД	МЕСТО	ИНДЕКС				
										
AUDI A6										
Wszystkie modele z ABS, EDS, ASR, nr.4A-V-030001>4A-V-063389 All models with ABS, EDS, ASR, no.4A-V-030001>4A-V-063389 Все модели с ABS, EDS, ASR, нет.4A-V-030001>4A-V-063389	ZWP-5151	11.96>04.97	0015P	WP- 0 0 6	ZPL	105 105 0250				
				WP- 0 0 6	ZPP	105 105 0250				
				WP- 3 0 9	PL	104 105 0700				
				WP- 3 1 5	PP	104 105 1950				
				WP- 0 0 1	TL	105 105 0300				
				WP- 0 0 1	TP	105 105 0300				
				WP- 3 9 0	KOR	105 105 2250				
				WP- 0 3 2	KOR	105 105 2800				
				WP- 2 6 1	POM-ABS	104 105 0600				
				WP- 2 8 3	POM-ABS	104 105 0550				
				WP- 0 3 4	SPL	105 105 1200				
				WP- 1 1 5	SPP	105 105 1150				
				WP- 3 9 0	STL	105 105 2250				
				WP- 0 4 9	STP	105 105 1900				
AUDI A6										
Wszystkie modele All models Все модели	ZWP-5152	05.97-01	0015P	WP- 0 0 1	ZPL	105 105 0300				
				WP- 0 0 1	ZPP	105 105 0300				
				WP- 0 0 2	PL	105 105 0850				
				WP- 0 4 9	PP	105 105 1900				
					TL	N/A				
					TP	N/A				
				WP- 0 1 3	CPL	105 105 0900				
				WP- 4 4 8	CPP	105 106 0850				
				WP- 1 6 7 2	CTL	105 106 2450				
				WP- 0 4 0	CTP	105 105 3300				
AUTOBIANCHI										
Wszystkie modele All models Все модели		>80	0100P	WP- 0 5 1	PL	112 112 0550				
				WP- 0 5 2	PP	112 112 1050				
				WP- 0 5 3	TL	112 112 0500				
				WP- 0 5 4	TP	112 112 0900				
				WP- 0 5 5	SP	112 112 2100				
				WP- 2 2 9	ST	112 112 0250				
Bedford Van										
CF 250		75>84		WP- 2 9 8	ZPL	109 109 0300				
				WP- 2 9 8	ZPP	109 109 0300				
				WP- 1 7 8	PL	109 110 0350				
				WP- 1 7 8	PL	109 110 0350				
				WP- 7 7 3	PP	109 110 2600				
				WP- 0 5 7	TL	109 109 1100				
				WP- 4 0 7	TP	109 109 0500				
				WP- 0 6 4	ZTL	109 110 0200				
				WP- 0 6 4	ZTP	109 110 0200				
				WP- 3 3 0	SP	109 109 1900				
				WP- 2 9 7	ST	109 109 2100				
				Bedford Van						
				CF 1100		67>77		WP- 0 6 1	ZPL	109 110 0300
WP- 0 6 1	ZPP	109 110 0300								
WP- 0 6 1	PL	109 110 0300								
WP- 7 7 1	PP	109 110 2050								
WP- 0 7 5	TL	109 109 1700								
WP- 0 9 5	TP	109 110 0600								
WP- 2 9 8	ZTL	109 109 0300								
WP- 2 9 8	ZTP	109 109 0300								
WP- 7 6 6	CC	109 109 2550								
WP- 7 6 7	CC+	109 109 2650								
BMW 300 / E21										
316, 318, 320i/4, 320/6, 320i	ZWP-5201	06.75>09.82	0086P	WP- 0 4 5	ZPL	105 105 0400				
				WP- 0 4 5	ZPP	105 105 0400				
				WP- 0 4 5	PL	105 105 0400				
				WP- 0 1 2	PP	105 105 1650				
				WP- 0 1 7	TL	105 105 0500				
				WP- 0 0 9	TP	105 105 0600				
				WP- 1 1 7	TP+	105 105 0750				
				WP- 0 0 1	SP	105 105 0300				
				WP- 0 0 4	ST	105 105 3100				
				BMW 300 / E30						
316, 318i, 320i bez ABS without ABS без ABS	ZWP-5202	10.82>11.90	0087P	WP- 0 0 1	PL	105 105 0300				
				WP- 0 3 9	PP	105 105 1550				
				WP- 0 0 1	TL	105 105 0300				
				WP- 0 4 5	TP	105 105 0400				
				WP- 0 0 9	ZTL	105 105 0600				
				WP- 0 0 9	ZTP	105 105 0600				
				WP- 0 4 1	SP	105 105 0350				
				WP- 0 0 4	ST	105 105 3100				

MARKA SAMOCHODU	NUMER ZESTAWU	ROK PRODUKCJI	ODPOWIETRNIK	KOD WP	POLOZENIE	INDEKS	
CAR MODEL	NUMBER OF SET	PRODUCTION YEAR	BLEEDER SCREW	WP CODE	LOCATION	INDEX	
МОДЕЛЬ АВТОБИЯ	НОМЕР НАБОРА	ГОД ВЫПУСКА АВТОБИЯ	ШТУЦЕР ПРОКАЧКИ ТОРМОЗОВ	WP КОД	МЕСТО	ИНДЕКС	
							
BMW 300 / E30							
320i z ABS with ABS c ABS	ZWP-5203	10.82>11.90	0087P	WP- 0 4 5	PL	105 105 0400	
				WP- 0 1 2	PP	105 105 1650	
				WP- 0 0 1	TL	105 105 0300	
				WP- 0 4 5	TP	105 105 0400	
				WP- 0 0 9	ZTL	105 105 0600	
				WP- 0 0 9	ZTP	105 105 0600	
				WP- 0 4 1	SP	105 105 0350	
				0087T	WP- 0 0 4	ST	105 105 3100
BMW 300 / E30							
323i, 324d, TD bez ABS without ABS без ABS	ZWP-5204	09.82>11.90	0087P	WP- 0 4 5	PL	105 105 0400	
				WP- 0 1 2	PP	105 105 1650	
				WP- 0 0 1	TL	105 105 0300	
				WP- 0 4 5	TP	105 105 0400	
				WP- 0 2 4	ZTL	105 105 0800	
				WP- 0 2 4	ZTP	105 105 0800	
				WP- 0 4 1	SP	105 105 0350	
				0086T	WP- 0 0 4	ST	105 105 3100
BMW 300 / E30							
323i z ABS with ABS c ABS	ZWP-5205	09.82>11.90	0087P	WP- 0 0 2	PL	105 105 0850	
				WP- 0 3 6	PP	105 105 2100	
				WP- 0 0 1	TL	105 105 0300	
				WP- 0 4 5	TP	105 105 0400	
				WP- 0 2 4	ZTL	105 105 0800	
				WP- 0 2 4	ZTP	105 105 0800	
				WP- 0 4 1	SP	105 105 0350	
				0086T	WP- 0 0 4	ST	105 105 3100
BMW 300 / E30							
316i, 318i 4-drzwi bez ABS 4-doors without ABS 4-двери без ABS	ZWP-5206	12.90>98	0086P	WP- 0 1 9	PL	105 105 1000	
				WP- 0 3 6	PP	105 105 2100	
				WP- 1 1 5	TL	105 105 1150	
				WP- 0 4 2	TP	105 105 1700	
				WP- 0 0 6	ZTL	105 105 0250	
				WP- 0 0 6	ZTP	105 105 0250	
				0086T	WP- 5 5 9	CC	105 105 2350
				BMW 300 / E30			
316i, 318i 4-drzwi z ABS 4-doors with ABS 4-двери с ABS	ZWP-5207	12.90>98	0086P	WP- 0 1 9	PL	105 105 1000	
				WP- 4 4 0	PP	105 105 2150	
				WP- 1 1 5	TL	105 105 1150	
				WP- 0 4 2	TP	105 105 1700	
				WP- 0 4 3	ZTL	105 105 0200	
				WP- 0 4 3	ZTP	105 105 0200	
				0086T	WP- 4 2 8	CC	105 105 2050
				BMW 300 / E36			
316i Coupe z ABS with ABS c ABS	ZWP-5209	03.93>98	0086P	WP- 0 1 9	PL	105 105 1000	
				WP- 4 4 0	PP	105 105 2150	
				WP- 1 1 5	TL	105 105 1150	
				WP- 0 4 2	TP	105 105 1700	
				WP- 0 0 6	ZTL	105 105 0250	
				WP- 0 0 6	ZTP	105 105 0250	
				0086T	WP- 4 2 8	CC	105 105 2050
				BMW 300 / E36			
318i Coupe z ABS with ABS c ABS	ZWP-5207	01.92>98	0086P	WP- 0 1 9	PL	105 105 1000	
				WP- 4 4 0	PP	105 105 2150	
				WP- 1 1 5	TL	105 105 1150	
				WP- 0 4 2	TP	105 105 1700	
				WP- 0 4 3	ZTL	105 105 0200	
				WP- 0 4 3	ZTP	105 105 0200	
				0053T	WP- 4 2 8	CC	105 105 2050
				BMW 300 / E36			
320i 4-drzwi bez ABS 4-doors without ABS 4-двери без ABS	ZWP-5208	01.90>98	0086P	WP- 0 1 9	PL	105 105 1000	
				WP- 0 3 6	PP	105 105 2100	
				WP- 1 1 5	TL	105 105 1150	
				WP- 0 4 2	TP	105 105 1700	
				WP- 0 4 3	ZTL	105 105 0200	
				WP- 0 4 3	ZTP	105 105 0200	
				0053T	WP- 5 5 9	CC	105 105 2350
				BMW 300 / E36			
320i 4-drzwi z ABS 4-doors with ABS 4-двери с ABS	ZWP-5207	01.90>98	0086P	WP- 0 1 9	PL	105 105 1000	
				WP- 4 4 0	PP	105 105 2150	
				WP- 1 1 5	TL	105 105 1150	
				WP- 0 4 2	TP	105 105 1700	
				WP- 0 4 3	ZTL	105 105 0200	
				WP- 0 4 3	ZTP	105 105 0200	
				0053T	WP- 4 2 8	CC	105 105 2050

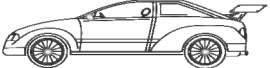





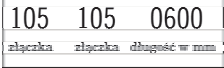
MARKA SAMOCHODU	NUMER ZESTAWU	ROK PRODUKCJI	ODPOWIETRNIK	KOD WP	POLOZENIE	INDEKS	
CAR MODEL	NUMBER OF SET	PRODUCTION YEAR	BLEEDER SCREW	WP CODE	LOCATION	INDEX	
МОДЕЛЬ АВТОМБИЛЯ	НОМЕР НАБОРА	ГОД ВЫПУСКА АВТОМБИЛЯ	ШТУЦЕР ПРОВОДАЧИ ТОРМОЗОВ	WP КОД	МЕСТО	ИНДЕКС	
							
BMW 300 / E36							
320i Coupe z ABS with ABS c ABS	ZWP-5207	01.92>98	0086P	WP- 0 1 9	PL	105 105 1000	
				WP- 4 4 0	PP	105 105 2150	
				WP- 1 1 5	TL	105 105 1150	
				WP- 0 4 2	TP	105 105 1700	
				WP- 0 4 3	ZTL	105 105 0200	
				WP- 0 4 3	ZTP	105 105 0200	
				WP- 4 2 8	CC	105 105 2050	
BMW 300 / E36							
325i 4-drzwi z ABS, bez ASC+T 4-doors with ABS, without ASC+T 4-двери с ABS, без ASC+T	ZWP-5207	11.89>98	0086P	WP- 0 1 9	PL	105 105 1000	
				WP- 4 4 0	PP	105 105 2150	
				WP- 1 1 5	TL	105 105 1150	
				WP- 0 4 2	TP	105 105 1700	
				WP- 0 4 3	ZTL	105 105 0200	
				WP- 0 4 3	ZTP	105 105 0200	
				WP- 4 2 8	CC	105 105 2050	
BMW 300 / E36							
325i Coupe z ABS, bez ASC+T with ABS, without ASC+T c ABS, без ASC+T	ZWP-5207	10.90>98	0086P	WP- 0 1 9	PL	105 105 1000	
				WP- 4 4 0	PP	105 105 2150	
				WP- 1 1 5	TL	105 105 1150	
				WP- 0 4 2	TP	105 105 1700	
				WP- 0 4 3	ZTL	105 105 0200	
				WP- 0 4 3	ZTP	105 105 0200	
				WP- 4 2 8	CC	105 105 2050	
BMW 300 / E36							
325TD 4-drzwi bez ABS 4-doors without ABS 4-двери без ABS	ZWP-5208	01.91>98	0086P	WP- 0 1 9	PL	105 105 1000	
				WP- 0 3 6	PP	105 105 2100	
				WP- 1 1 5	TL	105 105 1150	
				WP- 0 4 2	TP	105 105 1700	
				WP- 0 4 3	ZTL	105 105 0200	
				WP- 0 4 3	ZTP	105 105 0200	
				WP- 5 5 9	CC	105 105 2350	
BMW 300 / E36							
325TD 4-drzwi z ABS 4-doors with ABS 4-двери с ABS	ZWP-5207	01.91>98	0086P	WP- 0 1 9	PL	105 105 1000	
				WP- 4 4 0	PP	105 105 2150	
				WP- 1 1 5	TL	105 105 1150	
				WP- 0 4 2	TP	105 105 1700	
				WP- 0 4 3	ZTL	105 105 0200	
				WP- 0 4 3	ZTP	105 105 0200	
				WP- 4 2 8	CC	105 105 2050	
BMW 300 / E36							
325TDS 4-drzwi z ABS 4-doors with ABS 4-двери с ABS	ZWP-5207	01.91>98	0086P	WP- 0 1 9	PL	105 105 1000	
				WP- 4 4 0	PP	105 105 2150	
				WP- 1 1 5	TL	105 105 1150	
				WP- 0 4 2	TP	105 105 1700	
				WP- 0 4 3	ZTL	105 105 0200	
				WP- 0 4 3	ZTP	105 105 0200	
				WP- 4 2 8	CC	105 105 2050	
BMW 300 / E36							
M3 Coupe z ABS with ABS c ABS	ZWP-5207	03.92>98	0086P	WP- 0 1 9	PL	105 105 1000	
				WP- 4 4 0	PP	105 105 2150	
				WP- 1 1 5	TL	105 105 1150	
				WP- 0 4 2	TP	105 105 1700	
				WP- 0 4 3	ZTL	105 105 0200	
				WP- 0 4 3	ZTP	105 105 0200	
				WP- 4 2 8	CC	105 105 2050	
BMW 300 / E46							
Wszystkie modele All models Все модели		04.98-		WP- 2 6 1	PL	104 105 0600	
				WP- 3 9 0	PP	105 105 2250	
				WP- 3 0 8	TL	104 105 3700	
				WP- 0 3 4	TP	105 105 1200	
BMW 500 / E12							
518, 518i, 520i, 520/4	ZWP-5210	10.74>06.81	0053P	WP- 0 4 1	ZPL	105 105 0350	
				WP- 0 4 5	ZPP	105 105 0400	
				WP- 0 0 1	PL	105 105 0300	
				WP- 0 0 1	PL	105 105 0300	
				WP- 0 4 7	PP	105 105 1500	
				WP- 0 3 9	PP	105 105 1550	
				WP- 0 0 1	TL	105 105 0300	
				WP- 0 0 1	TP	105 105 0300	
				WP- 0 0 9	ZTL	105 105 0600	
				WP- 0 0 9	ZTP	105 105 0600	
				WP- 0 0 1	SP	105 105 0300	
				WP- 0 4 0	ST	105 105 3300	
				BMW 500 / E28			
518, 518i, 520i, 524TD, 525E bez ABS without ABS без ABS	ZWP-5211	04.81>87	0086P	WP- 0 4 1	PL	105 105 0350	
				WP- 0 1 2	PP	105 105 1650	
				WP- 0 0 9	TL	105 105 0600	
				WP- 0 0 9	TP	105 105 0600	
				0033T	WP- 0 0 4	CL	105 105 3100
				0086T	WP- 0 4 0	CP	105 105 3300

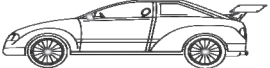






MARKA SAMOCHODU	NUMER ZESTAWU	ROK PRODUKCJI	ODPOWIETRNIK	KOD WP	POLOZENIE	INDEKS	
CAR MODEL	NUMBER OF SET	PRODUCTION YEAR	BLEEDER SCREW	WP CODE	LOCATION	INDEX	
МОДЕЛЬ АВТОБИЛЯ	НОМЕР НАБОРА	ГОД ВЫПУСКА АВТОБИЛЯ	ШТУЦЕР ПРОКАЧКИ ТОРМОЗОВ	WP КОД	МЕСТО	ИНДЕКС	
							
BMW 500 / E28							
518,518i, 520i, 524TD, 525E, 525i, 528i z ABS with ABS c ABS	ZWP-5212	04.81>87	0086P	WP- 3 9 0	PL	105 105 2250	
				WP- 0 3 5	PP	105 105 1100	
				WP- 0 2 8	TL	105 105 0550	
				WP- 0 2 8	TP	105 105 0550	
				0033T	WP- 0 0 4	CL	105 105 3100
				0086T	WP- 0 4 0	CP	105 105 3300
BMW 500 / E28							
528i z ABS with ABS c ABS	ZWP-5212	04.81>87	0086P	WP- 3 9 0	PL	105 105 2250	
				WP- 0 3 5	PP	105 105 1100	
				WP- 0 2 8	TL	105 105 0550	
				WP- 0 2 8	TP	105 105 0550	
				0086T	WP- 0 0 4	CL	105 105 3100
				0086T	WP- 0 4 0	CP	105 105 3300
BMW 500 / E34							
518i bez ABS without ABS без ABS	ZWP-5214	04.89>08.91	0086P	WP- 0 4 5	PL	105 105 0400	
				WP- 0 4 2	PP	105 105 1700	
				WP- 0 1 7	ZTL	105 105 0500	
				WP- 0 1 7	ZTP	105 105 0500	
				0033T	WP- 0 0 4	CL	105 105 3100
				0086T	WP- 0 2 5	CP	105 105 4300
BMW 500 / E34							
518i z ABS with ABS c ABS	ZWP-5215	09.91>09.95	0086P	WP- 0 3 3	PL	105 105 0700	
				WP- 0 3 1	PP	105 105 2200	
				WP- 0 0 1	TL	105 105 0300	
				WP- 0 2 2	TP	105 105 1350	
				WP- 0 1 7	ZTL	105 105 0500	
				0033T	WP- 0 1 7	ZTP	105 105 0500
				0086T	WP- 5 3 4	CC	105 105 3750
				BMW 500 / E34			
520i bez ABS without ABS без ABS	ZWP-5214	06.87>08.91	0086P	WP- 0 4 5	PL	105 105 0400	
				WP- 0 4 2	PP	105 105 1700	
				WP- 0 1 7	ZTL	105 105 0500	
				WP- 0 1 7	ZTP	105 105 0500	
				0086T	WP- 0 0 4	CL	105 105 3100
				0086T	WP- 0 2 5	CP	105 105 4300
BMW 500 / E34							
520i z ABS with ABS c ABS	ZWP-5216	03.89>08.91	0086P	WP- 0 1 8	PL	105 105 0650	
				WP- 0 3 6	PP	105 105 2100	
				WP- 0 1 7	ZTL	105 105 0500	
				WP- 0 1 7	ZTP	105 105 0500	
				WP- 0 4 5	SPL	105 105 0400	
				WP- 0 4 5	SPP	105 105 0400	
				0086T	WP- 0 0 4	STL	105 105 3100
				0086T	WP- 0 2 5	STP	105 105 4300
BMW 500 / E34							
520i z ABS with ABS c ABS	ZWP-5215	09.91>09.95	0086P	WP- 0 3 3	PL	105 105 0700	
				WP- 0 3 1	PP	105 105 2200	
				WP- 0 0 1	TL	105 105 0300	
				WP- 0 2 2	TP	105 105 1350	
				WP- 0 1 7	ZTL	105 105 0500	
				WP- 0 1 7	ZTP	105 105 0500	
				0086T	WP- 5 3 4	CC	105 105 3750
				BMW 500 / E34			
524TD bez ABS without ABS без ABS	ZWP-5214	07.87>09.91	0086P	WP- 0 4 5	PL	105 105 0400	
				WP- 0 4 2	PP	105 105 1700	
				WP- 0 1 7	ZTL	105 105 0500	
				WP- 0 1 7	ZTP	105 105 0500	
				0086T	WP- 0 0 4	CL	105 105 3100
				0086T	WP- 0 2 5	CP	105 105 4300
BMW 500 / E34							
525i z ABS with ABS c ABS	ZWP-5216	02.90>09.91	0086P	WP- 0 1 8	PL	105 105 0650	
				WP- 0 3 6	PP	105 105 2100	
				WP- 0 1 7	ZTL	105 105 0500	
				WP- 0 1 7	ZTP	105 105 0500	
				WP- 0 4 5	SPL	105 105 0400	
				WP- 0 4 5	SPP	105 105 0400	
				0086T	WP- 0 0 4	STL	105 105 3100
				0086T	WP- 0 2 5	STP	105 105 4300
BMW 500 / E34							
525i z ABS, bez ASC+T with ABS, without ASC+T c ABS, без ASC+T	ZWP-5215	09.91>09.95	0086P	WP- 0 3 3	PL	105 105 0700	
				WP- 0 3 1	PP	105 105 2200	
				WP- 0 0 1	TL	105 105 0300	
				WP- 0 2 2	TP	105 105 1350	
				WP- 0 1 7	ZTL	105 105 0500	
				WP- 0 1 7	ZTP	105 105 0500	
				0086T	WP- 5 3 4	CC	105 105 3750
				BMW 500 / E34			

MARKA SAMOCHODU	NUMER ZESTAWU	ROK PRODUKCJI	ODPOWIETRNIK	KOD WP	POLOZENIE	INDEKS
CAR MODEL	NUMBER OF SET	PRODUCTION YEAR	BLEEDER SCREW	WP CODE	LOCATION	INDEX
МОДЕЛЬ АВТОМБИЯ	НОМЕР НАБОРА	ГОД ВЫПУСКА АВТОМБИЯ	ШТУЦЕР ПРОВОДНИ ТОРМОЗОВ	WP КОД	МЕСТО	ИНДЕКС
						
BMW 500 / E34						
525iX z ABS, bez ASC+T with ABS, without ASC+T c ABS, без ASC+T	ZWP-5217	05.91>09.95	0086P	WP- 0 2 4	PL	105 105 0800
				WP- 3 9 0	PP	105 105 2250
				WP- 0 0 1	TL	105 105 0300
				WP- 0 2 2	TP	105 105 1350
				WP- 0 1 7	ZTL	105 105 0500
				WP- 0 1 7	ZTP	105 105 0500
			0086T	WP- 5 3 4	CC	105 105 3750
BMW 500 / E34						
525TD, 525TDS z ABS with ABS c ABS	ZWP-5215	09.91>09.95	0086P	WP- 0 3 3	PL	105 105 0700
				WP- 0 3 1	PP	105 105 2200
				WP- 0 0 1	TL	105 105 0300
				WP- 0 2 2	TP	105 105 1350
				WP- 0 1 7	ZTL	105 105 0500
				WP- 0 1 7	ZTP	105 105 0500
			0086T	WP- 5 3 4	CC	105 105 3750
BMW 600 / E24						
628CSI, 635CSI, M635CSi bez ABS without ABS без ABS	ZWP-5218	05.82>89	0086P	WP- 0 4 5	PL	105 105 0400
				WP- 0 4 2	PP	105 105 1700
				WP- 0 1 7	ZTL	105 105 0500
				WP- 0 1 7	ZTP	105 105 0500
				WP- 0 0 4	CL	105 105 3100
				WP- 0 4 0	CP	105 105 3300
			0086T			
BMW 600 / E24						
628CSI, 635CSI, M635CSi z ABS with ABS c ABS	ZWP-5219	05.82>89	0086P	WP- 0 3 5	PL	105 105 1100
				WP- 0 4 9	PP	105 105 1900
				WP- 0 1 7	ZTL	105 105 0500
				WP- 0 1 7	ZTP	105 105 0500
				WP- 0 0 4	CL	105 105 3100
				WP- 0 4 0	CP	105 105 3300
			0086T			
BMW 600 / E24						
628CSI, 630CSI, 633CSI, 635CSI, M635CSi z ABS with ABS c ABS	ZWP-5220	>05.82	0053P	WP- 0 4 1	ZPL	105 105 0350
				WP- 0 4 5	ZPP	105 105 0400
				WP- 0 4 1	PL	105 105 0350
				WP- 0 4 5	PL+	105 105 0400
				WP- 0 3 9	PP	105 105 1550
				WP- 0 1 2	PP+	105 105 1650
				WP- 0 4 3	TL	105 105 0200
				WP- 0 4 3	TP	105 105 0200
				WP- 0 2 4	ZTL	105 105 0800
				WP- 0 2 4	ZTP	105 105 0800
				WP- 0 4 0	CC	105 105 3300
BMW 700 / E23						
728, 728i, 730, 732i, 733i, 735i bez ABS without ABS без ABS	ZWP-5221	09.81>86	0053P	WP- 0 1 7	ZPL	105 105 0500
				WP- 0 1 7	ZPP	105 105 0500
				WP- 0 0 2	ZTL	105 105 0850
				WP- 0 0 2	ZTP	105 105 0850
				WP- 0 3 2	CL	105 105 2800
				WP- 0 3 0	CP	105 105 3700
			0087T			
BMW 700 / E23						
728, 728i, 730, 732i, 733i, 735i z ABS with ABS c ABS	ZWP-5222	09.81>86	0053P	WP- 0 1 7	ZPL	105 105 0500
				WP- 0 1 7	ZPP	105 105 0500
				WP- 0 1 8	PL	105 105 0650
				WP- 0 4 9	PP	105 105 1900
				WP- 0 0 2	ZTL	105 105 0850
				WP- 0 0 2	ZTP	105 105 0850
				WP- 0 3 2	CL	105 105 2800
				WP- 0 3 0	CP	105 105 3700
			0087T			
BMW 700 / E23						
728i, 732i, 735i, 745i bez ABS without ABS без ABS	ZWP-5223	09.81>86	0053P	WP- 0 1 7	ZPL	105 105 0500
				WP- 0 1 7	ZPP	105 105 0500
				WP- 0 1 8	ZTL	105 105 0650
				WP- 0 1 8	ZTP	105 105 0650
				WP- 0 3 2	CL	105 105 2800
				WP- 0 2 1	CP	105 105 3600
			0086T			
BMW 700 / E23						
728i, 732i, 735i, 745i z ABS with ABS c ABS	ZWP-5224	09.81>86	0053P	WP- 0 1 7	ZPL	105 105 0500
				WP- 0 1 7	ZPP	105 105 0500
				WP- 0 1 8	PL	105 105 0650
				WP- 0 4 9	PP	105 105 1900
				WP- 0 1 8	ZTL	105 105 0650
				WP- 0 1 8	ZTP	105 105 0650
				WP- 0 3 2	CL	105 105 2800
				WP- 0 2 1	CP	105 105 3600
			0086T			
Citroen AX COPPER						
Wszystkie modele All models Все модели -PR3825 *72 *73	ZWP-5301	09.86>04.87	0015P	WP- 0 1 3	PL	105 105 0900
				WP- 0 2 2	PP	105 105 1350
				WP- 4 4 1	TL	104 105 0500
				WP- 4 4 1	TP	104 105 0500
				WP- 0 2 9	CL	105 105 3200
				WP- 3 5 8	CP	105 105 4000
			0053T			

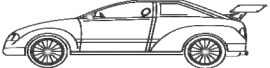





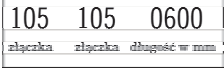
MARKA SAMOCHODU	NUMER ZESTAWU	ROK PRODUKCJI	ODPOWIETRNIK	KOD WP	POLOZENIE	INDEKS
CAR MODEL	NUMBER OF SET	PRODUCTION YEAR	BLEEDER SCREW	WP CODE	LOCATION	INDEX
МОДЕЛЬ АВТОБИЯ	НОМЕР НАБОРА	ГОД ВЫПУСКА АВТОБИЯ	ШТУЦЕР ПРОКАЧКИ ТОРМОЗОВ	WP КОД	МЕСТО	ИНДЕКС
						
Citroen AX COPPER						
Wszystkie modele All models Все модели PR3826-PR5277	ZWP-5302	05.87>04.91	0015P	WP- 0 1 3	PL	105 105 0900
*72 *74				WP- 0 2 2	PP	105 105 1350
				WP- 0 1 9	TL	105 105 1000
				WP- 0 2 8	TP	105 105 0550
				WP- 0 1 7	ZTL	105 105 0500
				WP- 0 1 7	ZTP	105 105 0500
				WP- 0 2 0	CL	105 105 3400
	0053T	WP- 0 2 0	CP	105 105 3400		
Citroen Berlingo						
Wszystkie modele bez ABS do nr.PR8609 All models without ABS, to no. PR8609 Все модели без ABS, к нет. PR8609	ZWP-5303	07.96>04.00	0100P	WP- 0 1 8	PL	105 105 0650
*72 *74				WP- 0 3 9	PP	105 105 1550
				WP- 0 2 7	TL	105 105 1250
				WP- 0 0 9	TP	105 105 0600
				WP- 0 0 5	ZTL	105 105 0450
				WP- 0 0 5	ZTP	105 105 0450
				WP- 0 0 7	CL	105 105 3900
	0069T	WP- 0 0 7	CP	105 105 3900		
Citroen Berlingo						
Wszystkie modele z ABS do nr. PR8609 All models with ABS, to no. PR8609 Все модели с ABS, к нет. PR8609	ZWP-5304	07.96>04.00	0100P	WP- 4 3 5	PL	105 105 1600
*72 *74				WP- 0 3 4	PP	105 105 1200
				WP- 0 2 7	TL	105 105 1250
				WP- 0 0 9	TP	105 105 0600
				WP- 0 0 5	ZTL	105 105 0450
				WP- 0 0 5	ZTP	105 105 0450
				WP- 0 3 4	SPL	105 105 1200
				WP- 0 2 7	SPP	105 105 1250
				WP- 0 0 7	CL	105 105 3900
					0069T	WP- 0 0 7
Citroen Berlingo						
Wszystkie modele bez ABS od nr. PR8610 All models without ABS, from no. PR8610 Все модели без ABS, от нет. PR8610	ZWP-5305	05.00>	0100P	WP- 2 5 2	PL	105 105 1050
*72 *74				WP- 0 4 2	PP	105 105 1700
				WP- 0 2 7	TL	105 105 1250
				WP- 0 0 9	TP	105 105 0600
				WP- 0 0 5	ZTL	105 105 0450
				WP- 0 0 5	ZTP	105 105 0450
				WP- 5 7 2	CL	105 106 3950
	0069T	WP- 5 7 2	CP	105 106 3950		
Citroen Berlingo						
Wszystkie modele z ABS od nr. PR8610 All models with ABS, from no. PR8610 Все модели с ABS, от нет. PR8610	ZWP-5306	05.00>	0100P	WP- 0 4 7	PL	105 105 1500
*72 *74				WP- 0 3 4	PP	105 105 1200
				WP- 0 2 7	TL	105 105 1250
				WP- 0 0 9	TP	105 105 0600
				WP- 0 0 5	ZTL	105 105 0450
				WP- 0 0 5	ZTP	105 105 0450
				WP- 0 1 9	SPL	105 105 1000
				WP- 0 1 9	SPP	105 105 1000
				WP- 5 7 2	CL	105 106 3950
					0069T	WP- 5 7 2
Citroen C3						
Wszystkie modele All models Все модели	ZWP-5307	02.02>	0086P	WP- 2 6 4	PL	104 105 0750
*72 *74				WP- 4 8 2	PP	105 105 1950
				WP- 0 2 8	TL	105 105 0550
				WP- 0 1 8	TP	105 105 0650
				WP- 0 2 0	CL	104 105 3400
	0100T	WP- 0 3 0	CP	105 105 3700		
Citroen C5						
Wszystkie modele All models Все модели	ZWP-5308	02.01>	0015P	WP- 5 4 4	PL	104 105 0950
*72 *74				WP- 3 1 5	PP	105 105 1950
				WP- 0 1 8	TL	105 105 0650
				WP- 0 1 8	TP	105 105 0650
				WP- 5 7 1	CL	104 105 3850
					0087T	WP- 0 5 0
Citroen Jumper 27-31						
bez ABS without ABS без ABS rozstaw osi 2850 mm wheel base 2850 mm колесная база 2850 мм	ZWP-5309	02.94>04.02	0015P	WP- 0 3 5	PL	105 105 1100
*72 *74				WP- 1 1 5	PL	105 105 1150
				WP- 0 1 4	PP	105 105 2400
				WP- 7 0 6	PP	105 105 2450
				WP- 4 3 5	CL	105 105 1600
				WP- 0 3 6	CP	105 105 2100
				WP- 4 5 3	ST	104 105 0250
				WP- 0 1 8	TL	105 105 0650
					0069T	WP- 0 0 3

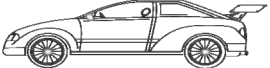






MARKA SAMOCHODU	NUMER ZESTAWU	ROK PRODUKCJI	ODPOWIETRNIK	KOD WP	POLOZENIE	INDEKS
CAR MODEL	NUMBER OF SET	PRODUCTION YEAR	BLEEDER SCREW	WP CODE	LOCATION	INDEX
МОДЕЛЬ АВТОМБИЛЯ	НОМЕР НАБОРА	ГОД ВЫПУСКА АВТОМБИЛЯ	ШТУЦЕР ПРОКАЧКИ ТОРМОЗОВ	WP КОД	МЕСТО	ИНДЕКС
						
Citroen Jumper						
bez ABS	ZWP-5310	02.94>04.02	0015P	WP- 1 1 5	PL	105 105 1150
without ABS				WP- 0 3 4	PL	105 105 1200
без ABS				WP- 0 1 4	PP	105 105 2400
rozstaw osi 3200 mm				WP- 0 1 4	PP	105 105 2400
wheel base 3200 mm				WP- 0 1 2	SP	105 106 1650
колесная база 3200 мм				WP- 4 0 4	ST	105 105 2550
				WP- 0 1 8	TL	105 105 0650
				0069T	WP- 0 0 3	TP
Citroen Jumper						
bez ABS	ZWP-5311	02.94>04.02	0015P	WP- 1 1 5	PL	105 105 1150
without ABS				WP- 0 3 4	PL	105 105 1200
без ABS				WP- 0 1 4	PP	105 105 2400
rozstaw osi 3700 mm				WP- 0 1 4	PP	105 105 2400
wheel base 3700 mm				WP- 0 1 2	SP	105 106 1650
колесная база 3700 мм				WP- 0 4 0	ST	105 105 3300
				WP- 0 1 8	TL	105 105 0650
				0069T	WP- 0 0 3	TP
Citroen Jumper						
Wszystkie modele z ABS do nr. S15445357	ZWP-5312	02.94>04.02	0015P	WP- 1 1 5	PL	105 105 1150
All models with ABS, to no. S15445357				WP- 1 6 7	PP	105 105 2600
Все модели с ABS, к нет. S15445357				WP- 1 6 6 7	SPL	104 105 2150
				WP- 1 6 8 4	SPP	105 110x 2150
				WP- 0 4 3	STL	105 105 0200
				WP- 1 6 9 6	STP	104x 105 0300
				WP- 0 1 8	TL	105 105 0650
				0069T	WP- 0 0 3	TP
Citroen Jumper 30						
z ABS, krótki rozstaw osi	ZWP-5324	04.02>	0039P	WP- 0 1 9	PL	105 105 1000
with ABS, short wheel base				WP- 7 0 6	PP	105 105 2450
с ABS, короткий колесная база				WP- 0 1 8	TL	105 105 0650
				WP- 5 2 8	TP	104x 105 1350
				WP- 4 9 1	SPL	104 105 1800
				WP- 1 8 6 6	SPP	105 110x 1850
				WP- 0 3 6	CL	105 105 2100
				0039T	WP- 1 8 6 7	CP
Citroen Jumper 33						
z ABS, krótki rozstaw osi	ZWP-5325	04.02>	0039P	WP- 0 1 9	PL	105 105 1000
with ABS, long wheel base				WP- 7 0 6	PP	105 105 2450
с ABS, средний колесная база				WP- 0 1 8	TL	105 105 0650
				WP- 5 2 8	TP	104x 105 1350
				WP- 4 9 1	SPL	104 105 1800
				WP- 1 8 6 6	SPP	105 110x 1850
				WP- 1 6 7	CL	105 105 2600
				0039T	WP- 1 8 6 9	CP
Citroen Jumper 35						
z ABS, długi rozstaw osi	ZWP-5326	04.02>	0039P	WP- 0 1 9	PL	105 105 1000
with ABS, mid wheel base				WP- 7 0 6	PP	105 105 2450
с ABS, длинная колесная база				WP- 0 1 7	TL	105 105 0500
				WP- 5 0 6	TP	104x 105 1250
				WP- 4 9 1	SPL	104 105 1800
				WP- 1 8 6 6	SPP	105 110x 1850
				WP- 0 4 0	CL	105 105 3300
				0039T	WP- 1 8 7 1	CP
Citroen Jumpy						
1.9, 2.0i 16V, 2.0 HDi	ZWP-5327	10.95>	0015P	WP- 0 0 2	PL	105 105 0850
krótki model				WP- 0 1 3	PP	105 105 0900
short model				WP- 0 2 4	TL	105 105 0800
короткая модель				WP- 0 2 4	TP	105 105 0800
				WP- 5 0 6	SPL	104x 105 1250
				WP- 0 2 7	SPP	105 105 1250
				WP- 1 7 2 8	CL	105 107 2500
				0069T	WP- 1 8 7 0	CP
Citroen Jumpy						
2.0 HdI	ZWP-5328	10.95>	0015P	WP- 0 0 2	PL	105 105 0850
długi model				WP- 0 1 3	PP	105 105 0900
long model				WP- 0 2 4	TL	105 105 0800
длинная модель				WP- 0 2 4	TP	105 105 0800
				WP- 5 0 6	SPL	104x 105 1250
				WP- 0 2 7	SPP	105 105 1250
				WP- 1 7 2 8	CL	105 107 2950
				0069T	WP- 1 8 8 1	CP

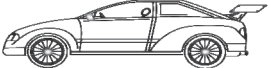





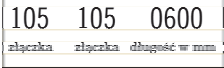
MARKA SAMOCHODU	NUMER ZESTAWU	ROK PRODUKCJI	ODPOWIETRNIK	KOD WP	POLOZENIE	INDEKS
CAR MODEL	NUMBER OF SET	PRODUCTION YEAR	BLEEDER SCREW	WP CODE	LOCATION	INDEX
МОДЕЛЬ АВТОБИЛЯ	НОМЕР НАБОРА	ГОД ВЫПУСКА АВТОБИЛЯ	ШТУЦЕР ПРОКАЧКИ ТОРМОЗОВ	WP КОД	МЕСТО	ИНДЕКС
						
Citroen Saxo						
Wszystkie modele All models Все модели	ZWP-5329	05.96>04.04	0053P	WP- 2 6 1	PL	104 105 0600
				WP- 1 9 6	PP	105 105 1300
				WP- 1 7 4 1	SPL	104x 110x 0300
				WP- 0 0 1	SPP	105 105 0300
				WP- 0 0 4	CL	105 105 3100
				WP- 1 7 4 2	CP	104x 110x 3250
				WP- 0 4 5	TL	105 105 0400
				WP- 5 3 2	TP	104x 105 1000
				WP- 0 2 8	ZTL	105 105 0550
			0053T	WP- 0 2 8	ZTP	105 105 0550
Citroen Xsara						
Wszystkie modele z ABS, do nr. OPR08209 All models with ABS, to no. OPR08209 Все модели с ABS, к нет. OPR08209	ZWP-5313	07.97>05.99		WP- 0 1 9	PL	105 105 1000
				WP- 1 1 5	PP	105 105 1150
				WP- 1 0 4	SPL	105 106 1000
				WP- 1 0 4	SPP	105 106 1000
				WP- 7 0 8	STL	105 105 2850
				WP- 1 6 6 8	STP	104 105 3400
				WP- 0 2 4	TL	105 105 0800
				WP- 0 3 3	TP	105 105 0700
*67, *74						
Citroen Xsara						
Wszystkie modele z ABS All models with ABS Все модели с ABS	ZWP-5314	07.97>11.04		WP- 0 1 9	PL	105 105 1000
				WP- 1 1 5	PP	105 105 1150
				WP- 1 0 4	SPL	105 106 1000
				WP- 1 0 4	SPP	105 106 1000
				WP- 7 0 8	STL	105 105 2850
				WP- 1 6 6 8	STP	104 105 3400
				WP- 0 1 8	TL	105 105 0650
				WP- 0 1 8	TP	105 105 0650
*66, *74						
Citroen Xsara						
Wszystkie modele z ABS All models with ABS Все модели с ABS	ZWP-5315	07.97>11.04		WP- 0 1 9	PL	105 105 1000
				WP- 1 1 5	PP	105 105 1150
				WP- 1 0 4	SPL	105 106 1000
				WP- 1 0 4	SPP	105 106 1000
				WP- 1 6 2 7	CC	105 107 1100
				WP- 0 4 0	STL	105 105 3300
				WP- 1 6 6 8	STP	104 105 3400
				WP- 0 1 8	TL	105 105 0650
				WP- 0 1 8	TP	105 105 0650
*66, *72						
Citroen Xsara						
Wszystkie modele z ABS, od nr. OPR08210 All models with ABS, from no. OPR08210 Все модели с ABS, от нет. OPR08210	ZWP-5316	06.99>11.04		WP- 0 1 9	PL	105 105 1000
				WP- 1 1 5	PP	105 105 1150
				WP- 1 0 4	SPL	105 106 1000
				WP- 1 0 4	SPP	105 106 1000
				WP- 1 6 2 7	CC	105 107 1100
				WP- 0 4 0	STL	105 105 3300
				WP- 1 6 6 8	STP	104 105 3400
				WP- 0 2 4	TL	105 105 0800
				WP- 0 3 3	TP	105 105 0700
*67, *74						
Citroen Xsara Picasso						
Wszystkie modele z ABS, do nr. DAM.10220FV All models with ABS, to no. DAM.10220FV Все модели с ABS, к нет. DAM.10220FV	ZWP-5317	12.99>11.04		WP- 0 1 7	PL	105 105 0500
				WP- 0 1 9	PP	105 105 1000
				WP- 1 9 5	SPL	105 106 0700
				WP- 1 9 5	SPP	105 106 0700
				WP- 0 0 7	STL	105 105 3900
				WP- 4 0 5	STP	104 105 4000
				WP- 4 9 5	TL	104 105 1300
				WP- 0 4 5	TP	105 105 0400
				WP- 2 5 8	ZTL	104 105 0450
				WP- 2 5 8	ZTP	104 105 0450
*66						
Citroen Visa COPPER						
Wszystkie modele bez Super All models without Super Все модели без Super	ZWP-5318	08.78>88	0039P	WP- 0 2 4	PL	105 105 0800
				WP- 2 5 2	PP	105 105 1050
				WP- 0 2 8	TL	105 105 0550
				WP- 0 2 8	TP	105 105 0550
			0053T	WP- 4 2 8	CC	105 105 2050
Citroen Visa COPPER						
Super	ZWP-5319	79>81	0039P	WP- 0 2 4	PL	105 105 0800
				WP- 1 9 6	PP	105 105 1300
				WP- 0 1 7	TL	105 105 0500
				WP- 0 1 7	TP	105 105 0500
			0053T	WP- 0 1 4	CC	105 105 2400
Citroen Visa COPPER						
Super	ZWP-5320	82>88	0039P	WP- 0 1 3	PL	105 105 0900
				WP- 0 4 2	PP	105 105 1700
				WP- 0 1 7	TL	105 105 0500
				WP- 0 1 7	TP	105 105 0500
			0053T	WP- 0 1 4	CC	105 105 2400

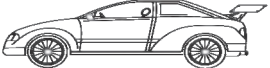





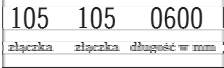
MARKA SAMOCHODU	NUMER ZESTAWU	ROK PRODUKCJI	ODPOWIETRNIK	KOD WP	POLOZENIE	INDEKS	
CAR MODEL	NUMBER OF SET	PRODUCTION YEAR	BLEEDER SCREW	WP CODE	LOCATION	INDEX	
МОДЕЛЬ АВТОБИЛЯ	НОМЕР НАБОРА	ГОД ВЫПУСКА АВТОБИЛЯ	ШТУЦЕР ПРОКАЧКИ ТОРМОЗОВ	WP КОД	МЕСТО	ИНДЕКС	
							
Citroen ZX COPPER							
Wszystkie modele bez 1905cc All models without 1905cc Все модели без 1905cc	ZWP-5321	03.91>12.97	0053P	WP- 0 1 8	PL	105 105 0650	
				WP- 0 3 9	PP	105 105 1550	
				WP- 4 4 2	TL	105 107 1000	
				WP- 4 4 3	TP	105 107 0550	
				WP- 2 6 1	ZTL	104 105 0600	
				WP- 2 6 1	ZTP	104 105 0600	
				WP- 3 1 0	CC	104 105 2800	
				WP- 5 8 7	CC+	104 105 2950	
Citroen ZX COPPER							
1905cc bez ABS 1905cc without ABS 1905cc без ABS	ZWP-5322	03.91>12.97	0053P	WP- 0 1 8	PL	105 105 0650	
				WP- 0 3 9	PP	105 105 1550	
				WP- 0 1 7	TL	105 105 0500	
				WP- 2 6 5	TP	105 105 0950	
				WP- 0 2 8	ZTL	105 105 0550	
				WP- 0 2 8	ZTP	105 105 0550	
				WP- 3 1 0	CC	104 105 2800	
				WP- 5 8 7	CC+	104 105 2950	
Citroen ZX COPPER							
1905cc z ABS 1905cc with ABS 1905cc с ABS	ZWP-5323	03.91>12.97	0053P	WP- 4 9 7	PL	104 105 1450	
				WP- 0 1 4	PP	105 105 2400	
				WP- 0 1 7	TL	105 105 0500	
				WP- 2 6 5	TP	105 105 0950	
				WP- 0 2 8	ZTL	105 105 0550	
				WP- 0 2 8	ZTP	105 105 0550	
				WP- 3 1 0	CC	104 105 2800	
				WP- 5 8 7	CC+	104 105 2950	
Citroen BX							
Patrz strona / See page / См стр - 130-132							
Citroen CX							
Patrz strona / See page / См стр - 130-132							
Citroen CX Kombi							
Patrz strona / See page / См стр - 130-132							
Citroen 2CV							
Patrz strona / See page / См стр - 130-132							
Citroen Xantia							
Patrz strona / See page / См стр - 130-132							
Daewoo Lanos							
Hatchback bez ABS without ABS без ABS	ZWP-5406	97>		WP- 2 6 5	PL	105 105 0950	
				WP- 0 1 0	PP	105 105 1850	
				WP- 3 5 5	SPL	105 116 1150	
				WP- 7 4 2	SPP	105 116 1200	
				WP- 1 7 3 6	STL	116 116 3150	
				WP- 8 2 4	STP	105 116 3350	
				WP- 3 4 6	TM	105 116 0900	
				WP- 0 1 8	ZTL	105 105 0650	
				WP- 0 0 9	ZTP	105 105 0600	
Daewoo Matiz							
	ZWP-5401		0017P	WP- 7 3 5	POM-LACZ P	105 116 0250	
				WP- 7 3 5	POM-LACZ T	105 116 0250	
				WP- 4 3 1	PL	116 116 0650	
				WP- 8 0 9	PP	116 116 1150	
				WP- 9 1 9	CL	116 116 4550	
				WP- 9 1 8	CP	116 116 3750	
				WP- 5 7 8	ZTL	105 116 0300	
				WP- 5 7 8	ZTP	105 116 0300	
Daewoo Nexia							
Wszystkie modele bez ABS All models without ABS Все модели без ABS	ZWP-5403	02.95>08.97	0100P	WP- 4 4 1	PL	104 105 0500	
				0011P	WP- 0 4 9	PP	105 105 1900
					WP- 8 4 4	CL	105 110x 3300
					WP- 8 3 0	CP	104 110x 4000
					WP- 0 1 8	TL	105 105 0650
					0011T	WP- 0 1 8	TP
Daewoo Nexia							
Wszystkie modele z ABS All models with ABS Все модели с ABS	ZWP-5404	02.95>08.97	0100P	WP- 4 9 9	PL	104 105 0650	
				0011P	WP- 0 4 9	PP	105 105 1900
					WP- 8 2 9	CL	104 110x 3550
					WP- 8 4 5	CP	105 110x 3900
					WP- 0 1 8	TL	105 105 0650
					0011T	WP- 0 1 8	TP

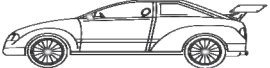






MARKA SAMOCHODU	NUMER ZESTAWU	ROK PRODUKCJI	ODPOWIETRNIK	KOD WP	POLOZENIE	INDEKS
CAR MODEL	NUMBER OF SET	PRODUCTION YEAR	BLEEDER SCREW	WP CODE	LOCATION	INDEX
МОДЕЛЬ АВТОМБИЛЯ	НОМЕР НАБОРА	ГОД ВЫПУСКА АВТОМБИЛЯ	ШТУЦЕР ПРОКАЧКИ ТОРМОЗОВ	WP КОД	МЕСТО	ИНДЕКС
						
Daewoo Nubira						
Wszystkie modele bez ABS All models without ABS Все модели без ABS	ZWP-5405	05.97>	0011T	WP- 0 2 4	PL	105 105 0800
				WP- 0 4 7	PP	105 105 1500
				WP- 0 2 3	CL	105 105 1800
				WP- 1 6 7 7	CP	105 116 2800
				WP- 0 0 6	TL	105 105 0250
				WP- 0 0 6	TP	105 105 0250
Daewoo Nubira						
Wszystkie modele z ABS All models with ABS Все модели с ABS	ZWP-5408	05.97>	0011T	WP- 2 5 2	PL	105 105 1050
				WP- 0 4 7	PP	105 105 1500
				WP- 0 2 3	CL	105 105 1800
				WP- 1 6 7 7	CP	105 116 2800
				WP- 0 0 6	TL	105 105 0250
				WP- 0 0 6	TP	105 105 0250
Daewoo Tico						
	ZWP-5407		0131T	WP- 1 3 4	PL	116 116 0500
				WP- 4 2 9	PP	116 116 1000
				WP- 1 1 8	TL	116 116 0300
				WP- 1 2 4	TP	116 116 1350
				WP- 1 4 8	SP	116 116 0800
				WP- 1 2 5	ST	116 116 0750
				WP- 1 4 7	CC	116 116 2000
Dacia D1310						
	ZWP-5501	84>92	0053P	WP- 7 3 1	PL	105 112 0700
				WP- 7 3 2	PP	105 112 1150
				WP- 7 3 0	TL	105 112 0600
				WP- 5 3 8	TP	105 112 1050
			0053T	WP- 5 3 7	CC	105 112 3800
Daihatsu Charade						
G10	ZWP-5602	>83	0017P	WP- 1 1 8	ZPL	116 116 0300
				WP- 1 1 8	ZPP	116 116 0300
				WP- 1 1 9	PL	116 116 0950
				WP- 1 2 0	PP	116 116 0550
				WP- 1 2 3	TL	116 116 0450
				WP- 1 2 4	TP	116 116 1350
				WP- 1 2 1	CC	116 116 2800
			0053T	WP- 1 2 2	CC+	116 116 3700
Daihatsu Charade						
G11, G30	ZWP-5603	83>01.87	0086P	WP- 1 2 5	PL	116 116 0750
				WP- 1 2 6	PP	116 116 0900
				WP- 1 1 8	TL	116 116 0300
				WP- 1 2 9	TP	116 116 1200
				WP- 1 2 7	CC	116 116 2600
			0087T	WP- 2 2 1	CC+	116 116 3500
Daihatsu Charade						
G100, G101 bez GTTi, bez Turbo without GTTi, without Turbo без GTTi, без Turbo	ZWP-5604	02.87>10.90	0086P	WP- 1 3 4	PL	116 116 0500
				WP- 1 2 4	PP	116 116 1350
				WP- 1 4 4	TL	116 116 0400
				WP- 1 4 4	TP	116 116 0400
				WP- 1 2 7	CL	116 116 2600
			0087T	WP- 8 2 6	CP	116 116 3950
Daihatsu Charade						
G100, GTTi, Turbo	ZWP-5605	02.87>10.90	0086P	WP- 1 3 4	PL	116 116 0500
				WP- 1 2 4	PP	116 116 1350
				WP- 1 1 8	TL	116 116 0300
				WP- 1 1 8	TP	116 116 0300
				WP- 8 1 9	CL	116 116 2700
			0087T	WP- 8 2 6	CP	116 116 3950
Daihatsu Charade						
G100, G101, G102 bez GTTi, bez Turbo without GTTi, without Turbo без GTTi, без Turbo	ZWP-5606	11.90>92	0086P	WP- 1 3 4	PL	116 116 0500
				WP- 1 2 4	PP	116 116 1350
				WP- 1 4 4	TL	116 116 0400
				WP- 1 4 4	TP	116 116 0400
				WP- 8 1 8	CL	116 116 2550
			0087T	WP- 8 2 6	CP	116 116 3950
Daihatsu Charade						
G100 GTTi, Turbo	ZWP-5607	11.90>92	0086P	WP- 1 3 4	PL	116 116 0500
				WP- 1 2 4	PP	116 116 1350
				WP- 1 1 8	TL	116 116 0300
				WP- 1 1 8	TP	116 116 0300
				WP- 1 2 7	CL	116 116 2600
			0087T	WP- 8 2 6	CP	116 116 3950
Daihatsu Charmant						
A35, A60	ZWP-5608	10.81>07.87	0017P	WP- 0 2 8	PL	105 105 0550
			0086P	WP- 0 0 5	PP	105 105 0450
				WP- 0 3 5	TL	105 105 1100
				WP- 1 1 7	TP	105 105 0750
			0086T	WP- 0 4 8	CC	105 105 2500

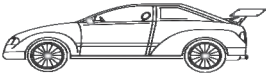






MARKA SAMOCHODU	NUMER ZESTAWU	ROK PRODUKCJI	ODPOWIETRNIK	KOD WP	POLOZENIE	INDEKS
CAR MODEL	NUMBER OF SET	PRODUCTION YEAR	BLEEDER SCREW	WP CODE	LOCATION	INDEX
МОДЕЛЬ АВТОМБИЯ	НОМЕР НАБОРА	ГОД ВЫПУСКА АВТОМБИЯ	ШТУЦЕР ПРОВОДАНИИ ТОРМОЗОВ	WP КОД	МЕСТО	ИНДЕКС
						
Fiat 125						
Wszystkie modele All models Все модели	ZWP-5701	69>75	0100P	WP- 4 1 0	PL	112 112 1000
				WP- 4 0 9	PP	112 112 1750
				WP- 4 1 2	TL	112 112 0600
				WP- 0 5 2	TP	112 112 1050
*02				WP- 4 1 3	CC	112 112 3600
*74				WP- 4 1 1	KOR-TRÓJ	112 112 0800
Fiat 126						
Wszystkie modele All models Все модели	ZWP-5702	72>86	0100P	WP- 1 5 3	PL	112 112 0650
				WP- 0 5 4	PP	112 112 0900
				WP- 0 5 4	TL	112 112 0900
				WP- 2 2 9	TP	112 112 0250
				WP- 1 5 1	ZTL	112 112 0350
				WP- 1 5 1	ZTP	112 112 0350
				WP- 0 5 5	CC	112 112 2100
Fiat 127						
Wszystkie modele bez Sport All models without Sport Все модели без Sport	ZWP-5703	78>82	0100P	WP- 1 5 3	PL	112 112 0650
				WP- 1 6 0	PP	112 112 1150
				WP- 1 6 2	TL	112 112 0450
				WP- 0 5 2	TP	112 112 1050
				WP- 4 7 0	SP	112 112 2850
				WP- 0 5 6	ST	112 112 0300
Fiat 127						
Sport	ZWP-5704	78>82	0100P	WP- 0 5 3	PL	112 112 0500
				WP- 1 6 8	PP	112 112 1600
				WP- 1 6 2	TL	112 112 0450
				WP- 0 5 2	TP	112 112 1050
				WP- 4 7 0	SP	112 112 2850
				WP- 0 5 6	ST	112 112 0300
Fiat 127						
Sedan (Brazylia)	ZWP-5705	83>85	0100P	WP- 1 5 0	PL	112 112 0400
				WP- 1 5 2	PP	112 112 1250
				WP- 0 5 6	TL	112 112 0300
				WP- 0 5 4	TP	112 112 0900
				WP- 1 5 7	SP	112 112 3000
				WP- 0 5 6	ST	112 112 0300
Fiat 127						
Panorama (Brazylia)	ZWP-5706	83>86	0100P	WP- 0 5 3	PL	112 112 0500
				WP- 1 6 3	PP	112 112 1450
				WP- 0 5 6	TL	112 112 0300
				WP- 0 5 4	TP	112 112 0900
				WP- 1 5 5	SP	112 112 3500
				WP- 0 5 6	ST	112 112 0300
Fiat 128						
C, CL nr.1966677 -	ZWP-5707	08.77>84	0100P	WP- 1 5 3	PL	112 112 0650
				WP- 1 6 3	PP	112 112 1450
				WP- 1 6 2	TL	112 112 0450
				WP- 1 5 2	TP	112 112 1250
				WP- 1 6 1	SP	112 112 2400
				WP- 0 5 2	ST	112 112 1050
Fiat 131						
Wszystkie modele All models Все модели	ZWP-5708	74>83	0100P	WP- 1 5 1	PL	112 112 0350
				WP- 1 5 2	PP	112 112 1250
				WP- 1 5 3	TL	112 112 0650
				WP- 0 5 2	TP	112 112 1050
				WP- 1 5 7	SP	112 112 3000
				WP- 0 5 6	ST	112 112 0300
Fiat 132						
Wszystkie modele All models Все модели	ZWP-5709	72>81	0100P	WP- 1 5 4	PL	112 112 0950
				WP- 1 6 8	PP	112 112 1600
				WP- 0 5 3	TL	112 112 0500
				WP- 1 4 9	TP	112 112 1100
				WP- 1 5 5	SP	112 112 3500
				WP- 1 5 3	ST	112 112 0650
Fiat 133						
Seat (900 LS)	ZWP-5710	75>80	0100P	WP- 1 5 3	PL	112 112 0650
				WP- 1 6 0	PP	112 112 1150
				WP- 1 5 0	TL	112 112 0400
				WP- 1 5 0	TP	112 112 0400
				WP- 1 5 1	ZTL	112 112 0350
				WP- 1 5 1	ZTP	112 112 0350
				WP- 0 5 5	CC	112 112 2100
Fiat Argenta						
2.0	ZWP-5711	82>86	0015P	WP- 0 1 3	PL	105 105 0900
				WP- 0 1 0	PP	105 105 1850
				WP- 0 2 8	TL	105 105 0550
				WP- 0 3 5	TP	105 105 1100
				WP- 1 6 7	SP	105 105 2600
				WP- 0 1 8	ST	105 105 0650
						0108T

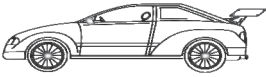




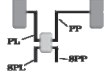

MARKA SAMOCHODU	NUMER ZESTAWU	ROK PRODUKCJI	ODPOWIETRNIK	KOD WP	POLOZENIE	INDEKS
CAR MODEL	NUMBER OF SET	PRODUCTION YEAR	BLEEDER SCREW	WP CODE	LOCATION	INDEX
МОДЕЛЬ АВТОМБИЛЯ	НОМЕР НАБОРА	ГОД ВЫПУСКА АВТОМБИЛЯ	ШТУЦЕР ПРОВОДА ТОРМОЗОВ	WP КОД	МЕСТО	ИНДЕКС
						
Fiat Bravo						
1.4, 1.6	ZWP-5712	09.95>10.01	0100P	WP- 5 2 8	PL	104x 105 1350
				WP- 1 9 6	PP	105 105 1300
				WP- 0 1 8	TL	105 105 0650
				WP- 5 2 3	TP	104x 105 1000
				WP- 0 1 7	ZTL	105 105 0500
				WP- 0 1 7	ZTP	105 105 0500
				WP- 5 0 6	SPL	104x 105 1250
				WP- 0 4 9	SPP	105 105 1900
			0100T	WP- 5 0 8	STL	110x 110x 2100
			0053T	WP- 0 3 6	STP	105 105 2100
Fiat Bravo						
1.4, 1.6 bez ABS	ZWP-5713	09.95>10.01	0100P	WP- 0 1 3	PL	105 105 0900
1.4, 1.6 without ABS				WP- 0 1 2	PP	105 105 1650
1.4, 1.6 без ABS				WP- 0 1 7	TL	105 105 0500
				WP- 0 1 7	TP	105 105 0500
				WP- 5 0 8	SPL	110x 110x 2100
				WP- 0 3 6	SPP	105 105 2100
			0100T	WP- 0 0 9	STL	105 105 0600
			0053T	WP- 5 1 1	STP	104x 110x 0600
Fiat Bravo						
1.4, 1.6 z ABS	ZWP-5712	09.95>10.01	0100P	WP- 5 2 8	PL	104x 105 1350
1.4, 1.6 with ABS				WP- 1 9 6	PP	105 105 1300
1.4, 1.6 c ABS				WP- 0 1 8	TL	105 105 0650
				WP- 5 2 3	TP	104x 105 1000
				WP- 0 1 7	ZTL	105 105 0500
				WP- 0 1 7	ZTP	105 105 0500
				WP- 5 0 6	SPL	104x 105 1250
				WP- 0 4 9	SPP	105 105 1900
			0100T	WP- 5 0 8	STL	110x 110x 2100
			0053T	WP- 0 3 6	STP	105 105 2100
Fiat Cinquecento						
	ZWP-5714	84>94	0100P	WP- 0 0 6	PRL	105 105 0250
				WP- 0 2 4	PRP	105 105 0800
				WP- 0 1 7	ZTL	105 105 0500
				WP- 0 1 7	ZTP	105 105 0500
				WP- 8 3 3	SPP	104x 105 0950
				WP- 0 3 5	SPL	105 105 1100
				WP- 0 4 2	PP	105 105 1700
				WP- 0 1 4	CL	105 105 2400
				WP- 8 3 4	CP	104x 105 2500
			0100T	WP- 0 2 4	PL	105 105 0800
Fiat Cinquecento						
	ZWP-5715	94>	0100P	WP- 0 0 6	PRL	105 105 0250
				WP- 0 1 7	PRP	105 105 0500
				WP- 0 1 7	ZTL	105 105 0500
				WP- 0 1 7	ZTP	105 105 0500
				WP- 1 1 5	SPP	105 105 1150
				WP- 8 4 2	SPL	105 110x 1400
				WP- 0 4 2	PP	105 105 1700
				WP- 0 3 6	CL	105 105 2100
				WP- 8 4 3	CP	105 110x 2250
			0100T	WP- 0 2 4	PL	105 105 0800
Fiat Ducato						
bez Maxi, rozstaw osi 2920 mm	ZWP-5716	10.81>93	0100P	WP- 0 2 4	PL	105 105 0800
without Maxi, wheel base 2920 mm				WP- 0 0 3	PL+	105 105 1400
без Maxi, колесная база 2920 мм				WP- 0 2 3	PP	105 105 1800
				WP- 0 1 1	PP+	105 105 2300
				WP- 0 2 4	TL	105 105 0800
				WP- 0 2 7	TP	105 105 1250
				WP- 3 5 6	SP	105 105 1450
			0100T	WP- 5 3 3	ST	105 105 2750
Fiat Ducato						
Maxi, rozstaw osi 3620 mm	ZWP-5717	10.81>93	0100P	WP- 0 2 4	PL	105 105 0800
Maxi, wheel base 3620 mm				WP- 0 0 3	PL+	105 105 1400
Maxi, колесная база 3620 мм				WP- 0 2 3	PP	105 105 1800
				WP- 0 1 1	PP+	105 105 2300
				WP- 0 2 4	TL	105 105 0800
				WP- 0 2 7	TP	105 105 1250
				WP- 3 5 6	SP	105 105 1450
			0100T	WP- 7 1 0	ST	105 105 3450
Fiat Ducato						
1000, 1400, 1800	ZWP-5718	03.94>03.02	0100P	WP- 1 1 5	PL	105 105 1150
bez ABS, rozstaw osi 2850 mm				WP- 0 2 7	PL+	105 105 1250
without ABS, wheel base 2850 mm				WP- 0 1 4	PP	105 105 2400
без ABS, колесная база 2850 мм				WP- 7 0 6	PP+	105 105 2450
				WP- 1 1 7	TL	105 105 0750
				WP- 3 5 6	TP	105 105 1450
				WP- 0 1 2	SP	105 105 1650
			0100T	WP- 4 4 0	ST	105 105 2150

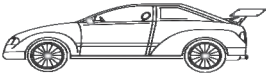






MARKA SAMOCHODU	NUMER ZESTAWU	ROK PRODUKCJI	ODPOWIETRNIK	KOD WP	POLOZENIE	INDEKS
CAR MODEL	NUMBER OF SET	PRODUCTION YEAR	BLEEDER SCREW	WP CODE	LOCATION	INDEX
МОДЕЛЬ АВТОМБИЛЯ	НОМЕР НАБОРА	ГОД ВЫПУСКА АВТОМБИЛЯ	ШТУЦЕР ПРОКАЧКИ ТОРМОЗОВ	WP КОД	МЕСТО	ИНДЕКС
						
Fiat Ducato						
1400, 1800 bez ABS, rozstaw osi 3200 mm without ABS, wheel base 3200 mm без ABS, колесная база 3200 мм	ZWP-5719	03.94>03.02	0100P	WP- 1 1 5	PL	105 105 1150
				WP- 0 2 7	PL+	105 105 1250
				WP- 0 1 4	PP	105 105 2400
				WP- 7 0 6	PP+	105 105 2450
				WP- 1 1 7	TL	105 105 0750
				WP- 3 5 6	TP	105 105 1450
				WP- 0 1 2	SP	105 105 1650
				0100T	WP- 4 0 4	ST
Fiat Ducato						
1400, 1800 bez ABS, rozstaw osi 3700 mm without ABS, wheel base 3700 mm без ABS, колесная база 3700 мм	ZWP-5720	03.94>03.02	0100P	WP- 1 1 5	PL	105 105 1150
				WP- 0 2 7	PL+	105 105 1250
				WP- 0 1 4	PP	105 105 2400
				WP- 7 0 6	PP+	105 105 2450
				WP- 1 1 7	TL	105 105 0750
				WP- 3 5 6	TP	105 105 1450
				WP- 0 1 2	SP	105 105 1650
				0100T	WP- 0 4 0	ST
Fiat Ducato 30						
z ABS, krótki rozstaw osi with ABS, short wheel base с ABS, короткий колесная база	ZWP-5753	04.02>	0039P	WP- 0 1 9	PL	105 105 1000
				WP- 7 0 6	PP	105 105 2450
				WP- 4 9 1	SPL	104 105 1800
				WP- 1 8 6 6	SPP	105 110x 1850
				WP- 0 3 6	STL	105 105 2100
				WP- 1 8 6 7	STP	105 110x 2200
				WP- 0 1 8	TL	105 105 0650
				0039T	WP- 5 2 8	TP
Fiat Ducata 33						
z ABS, średni rozstaw osi with ABS, mid wheel base с ABS, длинная колесная база	ZWP-5754	04.02>	0039P	WP- 0 1 9	PL	105 105 1000
				WP- 7 0 6	PP	105 105 2450
				WP- 4 9 1	SPL	104 105 1800
				WP- 1 8 6 6	SPP	105 110x 1850
				WP- 1 6 7	STL	105 105 2600
				WP- 1 8 6 9	STP	105 110x 2650
				WP- 0 1 8	TL	105 105 0650
				0039T	WP- 5 2 8	TP
Fiat Ducata 35						
z ABS, długi rozstaw osi with ABS, long wheel base с ABS, средний колесная база	ZWP-5755	04.02>	0039P	WP- 0 1 9	PL	105 105 1000
				WP- 7 0 6	PP	105 105 2450
				WP- 4 9 1	SPL	104 105 1800
				WP- 1 8 6 6	SPP	105 110x 1850
				WP- 0 4 0	STL	105 105 3300
				WP- 1 8 7 1	STP	105 110x 3350
				WP- 0 1 7	TL	105 105 0500
				0039T	WP- 5 0 6	TP
Fiat Marea						
Wszystkie modele z ABS BOSCH All models with ABS BOSCH Все модели с ABS BOSCH	ZWP-5721	10.98>08.02	0100P	WP- 1 6 9 7	PL	104x 105 1050
				WP- 0 2 3	PP	105 105 1800
				WP- 1 6 7 8	TL	105 110x 0850
				WP- 1 9 6	TP	105 105 1300
				WP- 1 1 5	SPL	105 105 1150
				WP- 1 7 0 0	SPP	104x 110x 1150
				WP- 4 4 0	STL	105 105 2150
				0100T	WP- 1 7 0 2	STP
Fiat Marea						
Wszystkie modele z ABS LUCAS All models with ABS LUCAS Все модели с ABS LUCAS	ZWP-5722	10.98>08.02	0100P	WP- 0 4 2	PL	105 105 1700
				WP- 1 6 9 7	PP	104x 105 1050
				WP- 0 1 7	TL	105 105 0500
				WP- 0 1 7	TP	105 105 0500
				WP- 1 6 8 7	SPL	105 110x 3250
				WP- 1 6 9 9	SPP	104x 105 3400
				WP- 0 0 9	STL	105 105 0600
				0100T	WP- 5 1 1	STP
Fiat Multipla						
Wszystkie modele z ABS All models with ABS Все модели с ABS	ZWP-5723	02.99>08.04	0100P	WP- 0 0 9	PL	105 105 0600
				WP- 0 4 7	PP	105 105 1500
				WP- 0 0 9	TL	105 105 0600
				WP- 0 3 5	TP	105 105 1100
				WP- 0 1 7	ZTL	105 105 0500
				WP- 0 1 7	ZTP	105 105 0500
				WP- 1 6 8 3	CL	105 110x 1750
				0100T	WP- 0 2 3	CP
Fiat Duna						
Berlina Weekend VET.3113869-	ZWP-5724	87>91	0086P	WP- 0 0 9	PL	105 105 0600
				WP- 4 3 5	PP	105 105 1600
				WP- 0 2 8	TL	105 105 0550
				WP- 0 2 7	TP	105 105 1250
				WP- 0 0 6	ZTL	105 105 0250
				WP- 0 0 6	ZTP	105 105 0250
				WP- 1 6 7	SP	105 105 2600
				0100T	WP- 4 8 2	ST

MARKA SAMOCHODU	NUMER ZESTAWU	ROK PRODUKCJI	ODPOWIETRNIK	KOD WP	POLOZENIE	INDEKS
CAR MODEL	NUMBER OF SET	PRODUCTION YEAR	BLEEDER SCREW	WP CODE	LOCATION	INDEX
МОДЕЛЬ АВТОМБИЯ	НОМЕР НАБОРА	ГОД ВЫПУСКА АВТОМБИЯ	ШТУЦЕР ПРКАЧНИ ТОРМОЗОВ	WP КОД	МЕСТО	ИНДЕКС
						
Fiat Palió Weekend						
1.6 16V z ABS with ABS c ABS	ZWP-5725	04.96>	0086P	WP- 5 0 5	TL	105 104x 0600
				WP- 5 0 5	TP	105 104x 0600
				WP- 0 1 7	ZTL	105 105 0500
				WP- 0 1 7	ZTP	105 105 0500
				WP- 5 9 4	CL	104 105 4450
				WP- 0 4 4	CP	105 105 4800
				WP- 0 0 9	PL	105 105 0600
				WP- 3 5 6	PP	105 105 1450
				WP- 4 9 9	POM-ABS	104 105 0650
				WP- 3 0 9	POM-ABS	104 105 0700
Fiat Panda						
45 (10 x 1,25)	ZWP-5726	80>86	0100P	WP- 1 5 0	PL	112 112 0400
				WP- 1 5 2	PP	112 112 1250
				WP- 1 5 3	TL	112 112 0650
				WP- 1 5 3	TP	112 112 0650
				WP- 7 9 0	SP	112 112 3200
			0100T	WP- 0 5 6	ST	112 112 0300
Fiat Panda						
Super (10 x 1)	ZWP-5727	80>86	0100P	WP- 0 1 9	PL	105 105 1000
				WP- 0 1 2	PP	105 105 1650
				WP- 0 1 8	TL	105 105 0650
				WP- 0 1 8	TP	105 105 0650
				WP- 0 1 5	SP	105 105 2700
			0100T	WP- 0 0 1	ST	105 105 0300
Fiat Panda						
Wszystkie modele All models Все модели	ZWP-5756	09.03>		WP- 0 1 8	PL	105 105 0650
				WP- 4 7 9	PP	104 105 1200
				WP- 2 6 4	SPL	104 105 0750
				WP- 1 8 6 2	SPP	105 110x 0800
				WP- 0 3 9	CL	105 105 1550
				WP- 1 8 6 8	CP	105 110x 2350
				WP- 0 2 8	TL	105 105 0550
				WP- 0 2 8	TP	105 105 0550
Fiat Punto						
55, 60, 75, 90 bez ABS without ABS без ABS	ZWP-5728	93>08.99		WP- 4 3 5	PL	105 105 1600
				WP- 0 2 8	PP	105 105 0550
				WP- 0 2 8	TL	105 105 0550
				WP- 0 2 8	TP	105 105 0550
				WP- 0 4 0	CL	105 105 3300
				WP- 0 2 1	CP	105 105 3600
Fiat Punto						
55, 60, 75, 90 z ABS with ABS c ABS	ZWP-5729	93>08.99		WP- 0 1 9	PL	105 105 1000
				WP- 0 4 9	PP	105 105 1900
				WP- 0 2 8	TL	105 105 0550
				WP- 0 2 8	TP	105 105 0550
				WP- 1 6 7	CL	105 105 2600
				WP- 1 6 8 6	CP	105 110x 2800
Fiat Punto						
Wszystkie modele z ABS All models with ABS Все модели с ABS	ZWP-5757	09.99>05.03		WP- 0 2 7	PL	105 105 1250
				WP- 0 4 9	PP	105 105 1900
				WP- 1 6 8 1	SPL	105 110x 1150
				WP- 1 7 3 9	SPP	104x 105 1200
				WP- 4 8 2	STL	105 105 1950
				WP- 1 6 8 6	STP	105 110x 2800
				WP- 0 0 5	TL	105 105 0450
				WP- 0 0 9	TP	105 105 0600
Fiat Regata						
Sedan, Weeken 1300, 1500, 1600, Diesel	ZWP-5730	86>91	0100P	WP- 0 3 3	PL	105 105 0700
				WP- 3 5 6	PP	105 105 1450
				WP- 0 1 7	TL	105 105 0500
				WP- 1 1 5	TP	105 105 1150
				WP- 7 1 0	SP	105 105 3450
			0100T	WP- 0 0 6	ST	105 105 0250
Fiat Ritmo						
60L , 60CL , 65L Nr.2229823	ZWP-5731	78>83	0100P	WP- 0 5 3	PL	112 112 0500
				WP- 1 6 5	PP	112 112 1400
				WP- 0 5 3	TL	112 112 0500
				WP- 1 5 2	TP	112 112 1250
				WP- 1 6 6	SP	112 112 3300
			0100T	WP- 0 5 6	ST	112 112 0300
Fiat Ritmo						
60L, 60CL, 65CL, 70CL, 75L, 75CL Nr.2229824-	ZWP-5732	78>83	0100P	WP- 1 6 2	PL	112 112 0450
				WP- 1 6 3	PP	112 112 1450
				WP- 0 5 3	TL	112 112 0500
				WP- 1 5 2	TP	112 112 1250
				WP- 1 5 5	SP	112 112 3500
			0100T	WP- 0 5 6	ST	112 112 0300

MARKA SAMOCHODU	NUMER ZESTAWU	ROK PRODUKCJI	ODPOWIETRNIK	KOD WP	POLOZENIE	INDEKS
CAR MODEL	NUMBER OF SET	PRODUCTION YEAR	BLEEDER SCREW	WP CODE	LOCATION	INDEX
МОДЕЛЬ АВТОМБИЛЯ	НОМЕР НАБОРА	ГОД ВЫПУСКА АВТОМБИЛЯ	ШТУЦЕР ПРКАЧНИ ТОРМОЗОВ	WP КОД	МЕСТО	ИНДЕКС
						
Fiat Seicento						
	ZWP-5747	94>		WP- 7 2 4	PRL	105 105 0260
				WP- 0 0 1	PRP	105 105 0300
				WP- 9 4 3	ZTL	105 105 0490
				WP- 9 4 3	ZTP	105 105 0490
				WP- 1 7 0 4	SPL	105 110x 1350
				WP- 0 3 5	SPP	105 105 1100
				WP- 9 3 2	PL	105 105 0720
				WP- 0 4 9	PP	105 105 1900
				WP- 0 2 0	CL	105 105 3400
				WP- 8 9 0	CP	105 105 3350
Fiat Stilo						
Wszystkie modele z ABS, do Nr. VET.367396 All models with ABS, to no. VET.367396 Все модели с ABS, к нет. VET.367396	ZWP-5733	10.01>	0015P	WP- 1 1 5	PL	105 105 1150
				WP- 0 1 0	PP	105 105 1850
				WP- 0 1 7	TL	105 105 0500
				WP- 0 1 7	TP	105 105 0500
				WP- 1 6 8 2	CL	105 110x 1650
				WP- 0 1 5	CP	105 105 2700
Fiat Stilo						
Wszystkie modele z ABS, od nr.VET.367397 All models with ABS, from no.VET.367397 Все модели с ABS, от нет. VET.367397	ZWP-5734	10.01>	0015P	WP- 0 2 4	PL	105 105 0800
				WP- 1 6 9 8	PP	104x 105 1750
				WP- 0 1 7	TL	105 105 0500
				WP- 0 1 7	TP	105 105 0500
				WP- 1 6 8 2	CL	105 110x 1650
				WP- 0 1 5	CP	105 105 2700
Fiat Tempra						
1370cc , 1580cc Berlina , Kombi Nr.7122816	ZWP-5735	11.89>92	0100P	WP- 0 2 4	PL	105 105 0800
				WP- 4 3 5	PP	105 105 1600
				WP- 0 0 9	TL	105 105 0600
				WP- 0 1 9	TP	105 105 1000
				WP- 0 2 8	ZTL	105 105 0550
				WP- 0 2 8	ZTP	105 105 0550
				WP- 5 3 1	SPL	104x 105 3000
				WP- 0 0 8	SPP	105 105 3000
				WP- 8 3 1	STL	104x 104x 0550
			0100T	WP- 5 0 7	STP	104x 104x 0600
Fiat Tempra						
1370cc , 1580cc Berlina , Kombi Nr.7122817-	ZWP-5736	11.89>92	0100P	WP- 0 2 4	PL	105 105 0800
				WP- 4 3 5	PP	105 105 1600
				WP- 0 1 8	TL	105 105 0650
				WP- 5 2 3	TP	104x 105 1000
				WP- 0 1 7	ZTL	105 105 0500
				WP- 0 1 7	ZTP	105 105 0500
				WP- 5 3 1	SPL	104x 105 3000
				WP- 0 0 8	SPP	105 105 3000
				WP- 5 0 7	STL	104x 104x 0600
			0100T	WP- 0 1 8	STP	105 105 0650
Fiat Tempra						
1370cc, 1580cc bez ABS without ABS без ABS	ZWP-5737	93>09.96	0100P	WP- 0 1 3	PL	105 105 0900
				WP- 0 4 2	PP	105 105 1700
				WP- 0 1 8	TL	105 105 0650
				WP- 5 2 3	TP	104x 105 1000
				WP- 0 1 7	ZTL	105 105 0500
				WP- 0 1 7	ZTP	105 105 0500
				WP- 4 3 3	SPL	105 105 2950
				WP- 5 1 9	SPP	105 110x 2900
				WP- 5 1 1	STL	104x 110x 0600
			0100T	WP- 0 1 8	STP	105 105 0650
Fiat Tempra						
1370cc, 1580cc z ABS with ABS с ABS	ZWP-5738	93>09.96	0100P	WP- 0 3 4	PL	105 105 1200
				WP- 0 4 9	PP	105 105 1900
				WP- 0 1 8	TL	105 105 0650
				WP- 5 2 3	TP	104x 105 1000
				WP- 0 0 5	ZTL	105 105 0450
				WP- 0 0 5	ZTP	105 105 0450
				WP- 0 0 8	SPL	105 105 3000
				WP- 5 2 5	SPP	105 110x 3000
				WP- 0 1 8	STL	105 105 0650
			0100T	WP- 5 1 1	STP	104x 110x 0600
Fiat Tempra						
2,0iE	ZWP-5739	90>09.96	0100P	WP- 1 9 6	PL	105 105 1300
				WP- 0 4 2	PP	105 105 1700
				WP- 0 0 9	TL	105 105 0600
				WP- 3 1 4	TP	104 105 1000
				WP- 0 4 5	ZTL	105 105 0400
				WP- 0 4 5	ZTP	105 105 0400
				WP- 0 4 5	SPL	105 105 0400
				WP- 4 5 7	SPP	104 105 0400
				WP- 0 0 8	STL	105 105 3000
*67			0100T	WP- 5 3 2	STP	104 104 3000

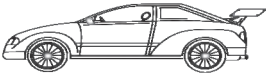




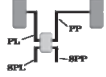

MARKA SAMOCHODU	NUMER ZESTAWU	ROK PRODUKCJI	ODPOWIETRNIK	KOD WP	POLOZENIE	INDEKS
CAR MODEL	NUMBER OF SET	PRODUCTION YEAR	BLEEDER SCREW	WP CODE	LOCATION	INDEX
МОДЕЛЬ АВТОМБИЯ	НОМЕР НАБОРА	ГОД ВЫПУСКА АВТОМБИЯ	ШТУЦЕР ПРОВОКАНИ ТОРМОЗОВ	WP КОД	МЕСТО	ИНДЕКС
						
Fiat Tipo						
1100cc, 1400cc, 1600 bez ABS without ABS без ABS	ZWP-5741	88>92	0100P	WP- 0 2 4	PL	105 105 0800
				WP- 4 3 5	PP	105 105 1600
				WP- 5 0 1	TL	104 105 0900
				WP- 0 2 2	TP	105 105 1350
				WP- 0 1 7	ZTL	105 105 0500
				WP- 0 1 7	ZTP	105 105 0500
				WP- 0 0 8	CL	105 105 3000
*73			0100T	WP- 2 0 9	CP	104 105 3000
Fiat Tipo						
1370cc, 1580cc, Diesel, T-Diesel VET.0043969, 2173985 VET.2282628, 4091170 bez ABS without ABS без ABS	ZWP-5742	88>92	0100P	WP- 0 2 4	PL	105 105 0800
				WP- 4 3 5	PP	105 105 1600
				WP- 0 0 9	TL	105 105 0600
				WP- 3 1 4	TP	104 105 1000
				WP- 0 1 7	ZTL	105 105 0500
				WP- 0 1 7	ZTP	105 105 0500
				WP- 0 0 8	SPL	105 105 3000
				WP- 2 0 9	SPP	104 105 3000
				WP- 5 0 2	STL	104 104 0600
				*66 *74		
Fiat Tipo						
1370cc, 1580cc VET.0043970, 2173986, VET.2282629, 4091171 VET.2515394, 2608282, VET.4276939 bez ABS without ABS без ABS	ZWP-5743	88>92	0100P	WP- 0 2 4	PL	105 105 0800
				WP- 4 3 5	PP	105 105 1600
				WP- 0 1 7	TL	105 105 0500
				WP- 0 1 7	TP	105 105 0500
				WP- 5 1 4	SPL	104x 105 2950
				WP- 0 0 8	SPP	105 105 3000
				WP- 8 3 2	STL	104x 105 0850
				*66		
Fiat Tipo						
1370cc, 1580cc VET.2515395, 4208283 VET.4226940 bez ABS without ABS без ABS	ZWP-5744	88>92	0100P	WP- 0 2 4	PL	105 105 0800
				WP- 4 3 5	PP	105 105 1600
				WP- 0 1 8	TL	105 105 0650
				WP- 5 2 3	TP	104x 105 1000
				WP- 0 1 7	ZTL	105 105 0500
				WP- 0 1 7	ZTP	105 105 0500
				WP- 5 1 4	SPL	104x 105 2950
				WP- 0 0 8	SPP	105 105 3000
				WP- 5 0 5	STL	104x 105 0600
				*66		
Fiat Tipo						
1108cc, 1370cc, 1580cc bez ABS, bez turbo diesel without ABS, without turbo diesel без ABS, без turbo diesel	ZWP-5745	93>09.95	0100P	WP- 0 1 3	PL	105 105 0900
				WP- 0 1 2	PP	105 105 1650
				WP- 0 1 8	TL	105 105 0650
				WP- 5 2 3	TP	104x 105 1000
				WP- 0 1 7	ZTL	105 105 0500
				WP- 0 1 7	ZTP	105 105 0500
				WP- 4 3 3	SPL	105 105 2950
				WP- 5 1 9	SPP	105 110x 2900
				WP- 0 1 8	STL	105 105 0650
				*66		
Fiat Tipo						
1108cc, 1370cc, 1580cc z ABS, bez turbo diesel with ABS, without turbo diesel c ABS, без turbo diesel	ZWP-5738	93>09.95	0100P	WP- 0 3 4	PL	105 105 1200
				WP- 0 4 9	PP	105 105 1900
				WP- 0 1 8	TL	105 105 0650
				WP- 5 2 3	TP	104x 105 1000
				WP- 0 0 5	ZTL	105 105 0450
				WP- 0 0 5	ZTP	105 105 0450
				WP- 0 0 8	SPL	105 105 3000
				WP- 5 2 5	SPP	105 110x 3000
				WP- 0 1 8	STL	105 105 0650
				*66		
Fiat Tipo						
1750cc, 2000cc VET.2515394, 2608282 bez ABS without ABS без ABS	ZWP-5746	88>08.91	0100P	WP- 0 2 4	PL	105 105 0800
				WP- 4 3 5	PP	105 105 1600
				WP- 0 0 9	TL	105 105 0600
				WP- 3 1 4	TP	104 105 1000
				WP- 0 1 7	ZTL	105 105 0500
				WP- 0 1 7	ZTP	105 105 0500
				WP- 2 0 9	SPL	104 105 3000
				WP- 7 0 9	SPP	105 105 3150
				WP- 5 8 2	STL	104 104 0550
				*66		

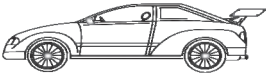






MARKA SAMOCHODU	NUMER ZESTAWU	ROK PRODUKCJI	ODPOWIETRNIK	KOD WP	POLOZENIE	INDEKS
CAR MODEL	NUMBER OF SET	PRODUCTION YEAR	BLEEDER SCREW	WP CODE	LOCATION	INDEX
МОДЕЛЬ АВТОМБИЯ	НОМЕР НАБОРА	ГОД ВЫПУСКА АВТОМБИЯ	ШТУЦЕР ПРОВОДАЧИ ТОРМОЗОВ	WP КОД	МЕСТО	ИНДЕКС
						
Fiat Tipo						
1750cc, 2000cc VET.2515395, 2608283 bez ABS without ABS без ABS	ZWP-5742	09.91>92	0100P	WP- 0 2 4	PL	105 105 0800
				WP- 4 3 5	PP	105 105 1600
				WP- 0 0 9	TL	105 105 0600
				WP- 3 1 4	TP	104 105 1000
				WP- 0 1 7	ZTL	105 105 0500
				WP- 0 1 7	ZTP	105 105 0500
				WP- 0 0 8	SPL	105 105 3000
				WP- 2 0 9	SPP	104 105 3000
				WP- 5 0 2	STL	104 104 0600
*66			0100T	WP- 0 1 8	STP	105 105 0650
Fiat Tipo						
1750cc, 2000cc bez ABS without ABS без ABS	ZWP-5748	88>	0100P	WP- 0 2 4	PL	105 105 0800
				WP- 4 3 5	PP	105 105 1600
				WP- 0 0 9	TL	105 105 0600
				WP- 3 1 4	TP	104 105 1000
				WP- 0 0 5	ZTL	105 105 0450
				WP- 0 0 5	ZTP	105 105 0450
				WP- 2 0 9	SPL	104 105 3000
				WP- 7 0 9	SPP	105 105 3150
				WP- 5 8 2	STL	104 104 0550
*67			0100T	WP- 0 0 9	STP	105 105 0600
Fiat Uno						
45	ZWP-5749	83>88	0100P	WP- 0 0 9	PL	105 105 0600
				WP- 2 5 2	PP	105 105 1050
				WP- 0 2 2	TL	105 105 1350
				WP- 0 0 5	TP	105 105 0450
				WP- 0 1 5	SP	105 105 2700
			0100T	WP- 0 2 2	ST	105 105 1350
Fiat Uno						
55	ZWP-5750	83>88	0100P	WP- 0 2 8	PL	105 105 0550
				WP- 0 3 4	PP	105 105 1200
				WP- 0 2 2	TL	105 105 1350
				WP- 0 0 5	TP	105 105 0450
				WP- 0 3 2	SP	105 105 2800
			0100T	WP- 0 0 3	ST	105 105 1400
Fiat Uno						
60S	ZWP-5750	83>88	0100P	WP- 0 2 8	PL	105 105 0550
				WP- 0 3 4	PP	105 105 1200
				WP- 0 2 2	TL	105 105 1350
				WP- 0 0 5	TP	105 105 0450
				WP- 0 3 2	SP	105 105 2800
			0100T	WP- 0 0 3	ST	105 105 1400
Fiat Uno						
70	ZWP-5752	83>88	0100P	WP- 0 4 5	PL	105 105 0400
				WP- 0 3 5	PP	105 105 1100
				WP- 0 2 2	TL	105 105 1350
				WP- 0 4 5	TP	105 105 0400
				WP- 0 3 2	SP	105 105 2800
			0100T	WP- 0 2 2	ST	105 105 1350
Fiat Uno						
Wszystkie modele, bez turbo All models, without turbo Все модели, без turbo	ZWP-5753	89>95	0100P	WP- 0 1 7	PL	105 105 0500
				WP- 0 3 4	PP	105 105 1200
				WP- 1 9 6	TL	105 105 1300
				WP- 0 0 5	TP	105 105 0450
			0100T	WP- 5 3 3	CC	105 105 2750
Ford Capri II						
Wszystkie modele All models Все модели	ZWP-5801	75>84	0039P	WP- 0 9 1	ZPL	105 106 0250
				WP- 0 9 1	ZPP	105 106 0250
				WP- 1 7 4	PL	105 106 0750
				WP- 5 6 0	PP	105 106 2050
				WP- 1 1 4	TL	105 106 0350
				WP- 0 4 7	TP	105 105 1500
*73			0039T	WP- 1 7 6	CC	105 106 3700
Ford Consul						
Wszystkie modele All models Все модели	ZWP-5802	72>09.77	0085P	WP- 0 9 1	ZPL	105 106 0250
				WP- 0 9 1	ZPP	105 106 0250
				WP- 1 0 1	PL	105 106 0200
				WP- 1 8 8	PP	105 106 1250
				WP- 1 7 4	TL	105 106 0750
				WP- 1 7 4	TP	105 106 0750
				WP- 1 1 5	SP	105 105 1150
*73			0039T	WP- 0 4 8	ST	105 105 2500

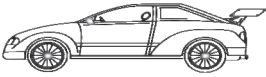




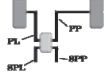

MARKA SAMOCHODU	NUMER ZESTAWU	ROK PRODUKCJI	ODPOWIETRNIK	KOD WP	POLOZENIE	INDEKS
CAR MODEL	NUMBER OF SET	PRODUCTION YEAR	BLEEDER SCREW	WP CODE	LOCATION	INDEX
МОДЕЛЬ АВТОМОБИЛЯ	НОМЕР НАБОРА	ГОД ВЫПУСКА АВТОМОБИЛЯ	ШТУЦЕР ПРОВОДНИК ТОРМОЗОВ	WP КОД	МЕСТО	ИНДЕКС
						
Ford Consul						
Wszystkie modele All models Все модели	ZWP-5802	72>09.77	0085P	WP- 09 1	ZPL	105 106 0250
				WP- 09 1	ZPP	105 106 0250
				WP- 10 1	PL	105 106 0200
				WP- 18 8	PP	105 106 1250
				WP- 17 4	TL	105 106 0750
				WP- 17 4	TP	105 106 0750
				WP- 11 5	SP	105 105 1150
*74			0039T	WP- 04 8	ST	105 105 2500
Ford Cortina						
1.3, 1.6, 2.0, 2.3	ZWP-5804	08.76>07.79	0039P	WP- 09 1	ZPL	105 106 0250
				WP- 09 1	ZPP	105 106 0250
				WP- 10 2	PL	105 106 0800
				WP- 19 4	PP	105 106 1400
				WP- 09 0	TL	105 106 0650
				WP- 04 7	TP	105 105 1500
				WP- 19 6	SP	105 105 1300
				WP- 5 6 0	ST	105 106 2050
Ford Cortina						
1.3, 1.6, 2.0, 2.3	ZWP-5805	08.79>82	0039P	WP- 09 1	ZPL	105 106 0250
				WP- 09 1	ZPP	105 106 0250
				WP- 4 4 8	PL	105 106 0850
				WP- 19 0	PP	105 106 1700
				WP- 09 0	TL	105 106 0650
				WP- 04 7	TP	105 105 1500
				WP- 02 7	SP	105 105 1250
				WP- 5 6 0	ST	105 106 2050
Ford Escort						
Wszystkie modele All models Все модели	ZWP-5806	75>08.80	0049P 0039P	WP- 09 1	ZPL	105 106 0250
				WP- 09 1	ZPP	105 106 0250
				WP- 17 4	PL	105 106 0750
				WP- 19 0	PP	105 106 1700
				WP- 02 2	TL	105 105 1350
*69				WP- 11 0	TP	105 106 0550
*72				WP- 18 7	CC	105 106 2200
*74			0039T			
Ford Escort						
Wszystkie modele All models Все модели	ZWP-5807	08.80>03.81	0019P 0039T	WP- 4 4 8	PL	105 106 0850
				WP- 11 3	PP	105 106 1850
				WP- 09 1	TL	105 106 0250
				WP- 09 1	TP	105 106 0250
				WP- 05 0	CL	105 105 4100
				WP- 04 6	CP	105 105 3500
Ford Escort						
Wszystkie modele All models Все модели	ZWP-5808	03.81>10.83	0019P 0039T	WP- 4 4 8	PL	105 106 0850
				WP- 11 3	PP	105 106 1850
				WP- 09 1	TL	105 106 0250
				WP- 09 1	TP	105 106 0250
				WP- 7 0 2	CL	104 106 3950
				WP- 2 0 2	CP	104 106 3500
Ford Escort III						
Wszystkie modele, bez 1.3LX, 1.6LX (Brazylia) All models, without 1.3LX, 1.6LX (Brazylia) Все модели, без 1.3LX, 1.6LX (Brazylia)	ZWP-5809	10.83>85	0019P 0039T	WP- 4 4 8	PL	105 106 0850
				WP- 5 9 8	PP	104 106 1550
				WP- 09 1	TL	105 106 0250
				WP- 09 1	TP	105 106 0250
				WP- 17 6	CL	105 106 3700
				WP- 09 3	CP	105 106 3000
Ford Escort III						
1.3LX, 1.6LX (Brazylia)	ZWP-5810	12.83>85	0019P 0039T	WP- 4 4 8	PL	105 106 0850
				WP- 11 3	PP	105 106 1850
				WP- 09 1	TL	105 106 0250
				WP- 09 1	TP	105 106 0250
				WP- 2 0 2	CL	104 106 3500
				WP- 2 0 2	CP	104 106 3500
Ford Escort IV						
Wszystkie modele, bez ALB All models, without ALB Все модели, без ALB	ZWP-5811	01.86>07.90	0019P 0039T	WP- 10 4	PL	105 106 1000
				WP- 19 8	PP	105 106 1350
				WP- 11 1	ZTL	105 106 0300
				WP- 11 1	ZTP	105 106 0300
				WP- 19 2	CL	105 106 3400
				WP- 4 3 2	CP	105 105 3250
Ford Escort IV						
Wszystkie modele, z ALB All models, with ALB Все модели, с ALB	ZWP-5812	01.86>07.90	0019P 0039T	WP- 4 4 8	PL	105 106 0850
				WP- 09 0	PP	105 106 0650
				WP- 10 7	TL	105 106 1300
				WP- 10 7	TP	105 106 1300
				WP- 09 1	ZTL	105 106 0250
				WP- 09 1	ZTP	105 106 0250
				WP- 5 6 0	SPL	105 106 2050
				WP- 16 7	SPP	105 105 2600
				WP- 16 7	STL	105 105 2600
				WP- 4 4 5	STP	105 106 2300

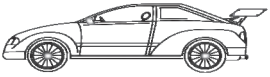






MARKA SAMOCHODU	NUMER ZESTAWU	ROK PRODUKCJI	ODPOWIETRNIK	KOD WP	POLOZENIE	INDEKS
CAR MODEL	NUMBER OF SET	PRODUCTION YEAR	BLEEDER SCREW	WP CODE	LOCATION	INDEX
МОДЕЛЬ АВТОМБИЯ	НОМЕР НАБОРА	ГОД ВЫПУСКА АВТОМБИЯ	ШТУЦЕР ПРОВОДНИК ТОРМОЗОВ	WP КОД	МЕСТО	ИНДЕКС
						
Ford Eskort V						
Wszystkie modele z ABS model III, bez kombi All models, with ABS model III, without combi Все модели, с ABS модел III, без combi	ZWP-5858	08.90>01.95		WP- 4 9 5	PL	104 105 1300
				WP- 4 8 2	PP	105 105 1950
				WP- 4 9 9	SPL	104 105 0650
				WP- 4 9 9	SPP	105 106 0650
				WP- 4 5 9	STL	105 106 1500
				WP- 1 9 4	STP	105 106 1400
				WP- 5 1 2	TL	104 106 0900
				WP- 1 8 8	TP	105 106 1250
Ford Escort V						
Wszystkie modele, z ABS model IV, bez kombi All models, with ABS model IV, without combi Все модели, с ABS модел IV, без combi	ZWP-5813	08.90>01.95	0039P	WP- 1 0 3	PL	104 106 1400
				WP- 5 6 0	PP	105 106 2050
				WP- 5 6 1	TL	104 106 1000
				WP- 5 6 1	TP	104 106 1000
				WP- 4 3 5	SPL	105 105 1600
				WP- 1 9 8	SPP	105 106 1350
				WP- 3 5 6	STL	105 105 1450
			0039T	WP- 2 0 0	STP	105 106 1900
Ford Escort V						
Wszystkie modele, bez ABS, bez kombi All models, without ABS, without combi Все модели, без ABS, без combi	ZWP-5859	08.90>01.95		WP- 4 9 5	PL	104 105 1300
				WP- 1 9 7	PP	105 106 1750
				WP- 4 4 4	SPL	105 106 0950
				WP- 0 1 9	SPP	105 105 1000
				WP- 1 9 4	STL	105 106 1400
				WP- 1 1 2	STP	105 106 1550
				WP- 1 8 8	TL	105 106 1250
				WP- 7 6 1	TP	106 106 1800
Ford Escort V						
Kombi, bez ABS Combi, without ABS Combi, без ABS	ZWP-5814	08.90>12.94	0039P	WP- 5 1 2	PL	104 106 0900
				WP- 1 1 3	PP	105 106 1850
				WP- 1 9 2	CL	105 106 3400
			0039T	WP- 5 7 2	CP	105 106 3950
Ford Escort V						
Kombi, z ABS Combi, with ABS Combi, с ABS	ZWP-5815	08.90>12.94	0039P	WP- 1 8 9 8	PL	104 108s 0800
				WP- 1 8 9 9	PP	105 108s 1200
				WP- 5 6 2	SPL	104 106 1600
				WP- 4 3 5	SPP	105 105 1600
				WP- 5 6 3	STL	105 106 2500
			0039T	WP- 5 6 4	STP	106 106 3100
Ford Escort V						
Wszystkie modele z ABS, bez kombi All models, with ABS, without combi Все модели, с ABS, без combi	ZWP-5816	01.95>06.98	0039P	WP- 4 9 5	PL	104 105 1300
				WP- 0 4 9	PP	105 105 1900
				WP- 1 0 3	TL	105 106 1400
				WP- 1 7 3 4	TP	106 106 1900
				WP- 1 1 2	CL	105 106 1550
			0039T	WP- 1 9 4	CP	105 106 1400
Ford Escort V						
Wszystkie modele, z ABS, bez kombi All models, with ABS, without combi Все модели, с ABS, без combi	ZWP-5860	07.98>02.99		WP- 1 7 4	PL	105 106 0750
				WP- 0 4 9	PP	105 105 1900
				WP- 1 1 2	CL	105 106 1550
				WP- 1 9 4	CP	105 106 1400
				WP- 1 9 4	TL	105 106 1400
				WP- 1 7 3 4	TP	106 106 1900
Ford Escort V						
Wszystkie modele, z ALB, bez kombi All models, with ALB, without combi Все модели, с ALB, без combi	ZWP-5861	01.95>02.99		WP- 4 9 5	PL	104 105 1300
				WP- 0 4 9	PP	105 105 1900
				WP- 1 1 2	SPL	105 106 1550
				WP- 1 9 4	SPP	105 106 1400
				WP- 4 9 5	STL	104 105 1300
				WP- 5 6 0	STP	105 106 2050
				WP- 1 7 2 7	TL	104 106 0650
				WP- 4 4 8	TP	105 106 0850
Ford Escort						
Kombi Combi	ZWP-5817	01.95>02.99	0039P	WP- 5 2 4	PL	104 106 1300
				WP- 5 2 0	PP	105 106 1950
				WP- 1 1 2	SPL	105 106 1550
				WP- 1 9 4	SPP	105 106 1400
				WP- 0 4 7	STL	105 105 1500
				WP- 5 6 0	STP	105 106 2050
				WP- 4 9 6	TL	104 105 1050
			0039T	WP- 4 9 6	TP	104 105 1050
Ford Fiesta						
Wszystkie modele, bez Szwecji All models, without Sweden Все модели, без Швецию	ZWP-5818	76>09.83	0039P	WP- 1 0 2	PL	105 106 0800
				WP- 1 1 2	PP	105 106 1550
				WP- 2 1 0	TL	104 105 1550
				WP- 0 2 8	TP	105 105 0550
				WP- 0 2 8	ZTL	105 105 0550
				WP- 0 2 8	ZTP	105 105 0550
				WP- 2 0 9	CL	104 105 3000
			0018T	WP- 4 3 9	CP	104 105 2900

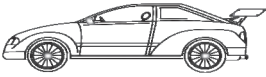






MARKA SAMOCHODU	NUMER ZESTAWU	ROK PRODUKCJI	ODPOWIETRNIK	KOD WP	POLOZENIE	INDEKS			
CAR MODEL	NUMBER OF SET	PRODUCTION YEAR	BLEEDER SCREW	WP CODE	LOCATION	INDEX			
МОДЕЛЬ АВТОМБИЯ	НОМЕР НАБОРА	ГОД ВЫПУСКА АВТОМБИЯ	ШТУЦЕР ПРОВОДАЧИ ТОРМОЗОВ	WP КОД	МЕСТО	ИНДЕКС			
									
Ford Fiesta									
Szwecja	ZWP-5819	76>09.83	0039P	WP- 1 0 2	PL	105 106 0800			
Sweden				WP- 1 1 2	PP	105 106 1550			
Швеция				WP- 2 1 0	TL	104 105 1550			
				WP- 0 2 8	TP	105 105 0550			
				WP- 0 2 8	ZTL	105 105 0550			
				WP- 0 2 8	ZTP	105 105 0550			
*72				WP- 0 0 4	CL	105 105 3100			
*74				WP- 5 9 0	CP	104 105 3300			
Ford Fiesta									
Wszystkie modele	ZWP-5820	10.83>12.88	0019P	WP- 1 0 2	PL	105 106 0800			
All models				WP- 1 1 2	PP	105 106 1550			
Все модели				WP- 0 3 9	TL	105 105 1550			
				WP- 0 2 8	TP	105 105 0550			
				WP- 0 2 8	ZTL	105 105 0550			
				WP- 0 2 8	ZTP	105 105 0550			
*72				WP- 0 0 8	CL	105 105 3000			
*74				WP- 4 3 9	CP	104 105 2900			
Ford Fiesta									
Wszystkie modele z ABS	ZWP-5821	01.89>07.95	0019P	WP- 5 6 1	PL	104 106 1000			
				WP- 4 2 8	PP	105 105 2050			
				WP- 1 0 2	TL	105 106 0800			
				WP- 1 0 2	TP	105 106 0800			
				WP- 1 0 8	ZTL	105 106 0400			
				WP- 1 0 8	ZTP	105 106 0400			
				WP- 2 8 3	SPL	104 105 0550			
				WP- 0 0 5	SPP	105 105 0450			
				WP- 4 4 6	STL	105 106 3300			
				WP- 7 1 8	STP	105 106 3550			
Ford Fiesta									
Wszystkie modele	ZWP-5822	08.95>03.02	0019P	WP- 7 6 0	PL	106 106 0750			
All models				WP- 2 0 7	PP	105 106 1600			
Все модели				WP- 1 9 0 0	TP	106 106 1250			
				WP- 1 8 8	TL	105 106 1250			
				WP- 4 9 0	SPL	104 105 0350			
				WP- 1 1 4	SPP	105 106 0350			
				WP- 7 6 2	STL	106 106 2100			
				WP- 1 9 2	STP	105 106 3400			
						0039T			
Ford Focus									
Wszystkie modele, z ABS	ZWP-5823	01.98>10.04	0011P	WP- 0 0 5	PL	105 105 0450			
All models, with ABS				WP- 3 8 5	PP	105 106 0450			
Все модели, с ABS				WP- 0 3 5	PP+	105 105 1100			
				WP- 0 3 5	TL	105 106 1100			
				WP- 1 0 4	TP	105 106 1000			
				WP- 0 0 6	ZTL	105 105 0250			
				WP- 0 0 6	ZTP	105 105 0250			
				WP- 1 9 9	SPL	105 106 0900			
				WP- 4 4 4	SPP	105 106 0950			
				WP- 0 4 2	STL	105 105 1700			
				WP- 0 4 2	STP	105 105 1700			
						0039T			
Ford Focus									
	ZWP-5824	01.98>10.04	0011P	WP- 0 4 5	PL	105 105 0400			
				WP- 3 8 5	PP	105 106 0450			
				WP- 2 5 2	PP+	105 105 1050			
				WP- 1 0 9	TL	105 106 1100			
				WP- 1 0 4	TP	105 106 1000			
				WP- 0 4 1	ZTL	105 105 0350			
				WP- 0 4 1	ZTP	105 105 0350			
				WP- 1 9 9	SPL	105 106 0900			
				WP- 1 9 9	SPP	105 106 0900			
				WP- 0 4 2	STL	105 105 1700			
				WP- 0 4 2	STP	105 105 1700			
						0039T			
Ford Galaxy									
bez ABS	ZWP-5825	11.94>	0086P	WP- 0 2 4	PL	105 105 0800			
without ABS				WP- 0 1 2	PP	105 105 1650			
без ABS				WP- 0 2 4	TL	105 105 0800			
				WP- 0 2 4	TP	105 105 0800			
				WP- 0 4 2	SPL	105 105 1700			
				WP- 1 9 7	SPP	105 106 1750			
				WP- 0 2 3	STL	105 105 1800			
				WP- 0 2 3	STP	105 105 1800			
						0087T			

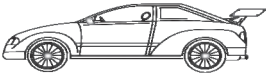




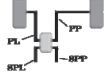

MARKA SAMOCHODU	NUMER ZESTAWU	ROK PRODUKCJI	ODPOWIETRNIK	KOD WP	POLOZENIE	INDEKS				
CAR MODEL	NUMBER OF SET	PRODUCTION YEAR	BLEEDER SCREW	WP CODE	LOCATION	INDEX				
МОДЕЛЬ АВТОМБИЯ	НОМЕР НАБОРА	ГОД ВЫПУСКА АВТОМБИЯ	ШТУЦЕР ПРОКАЧКИ ТОРМОЗОВ	WP КОД	МЕСТО	ИНДЕКС				
										
Ford Galaxy										
z ABS with ABS c ABS	ZWP-5826	09.95>08.97	0086P	WP- 0 3 7	PL	105 107 0800				
				WP- 4 2 8	PP	105 105 2050				
				WP- 0 2 4	TL	105 105 0800				
				WP- 0 2 4	TP	105 105 0800				
				WP- 8 8 0	KOR	104 106 0550				
				WP- 0 9 0	KOR	105 106 0650				
				WP- 4 5 7	POM-ABS	104 105 0400				
				WP- 4 4 1	POM-ABS	104 105 0500				
				WP- 0 4 2	SPL	105 105 1700				
				WP- 1 9 7	SPP	105 106 1750				
				WP- 0 2 3	STL	105 105 1800				
							0087T	WP- 0 2 3	STP	105 105 1800
Ford Galaxy										
Wszystkie modele, z ABS All models, with ABS Все модели, с ABS	ZWP-5827	09.97>	0086P	WP- 3 0 9	PL	104 105 0700				
				WP- 4 2 8	PP	105 105 2050				
				WP- 0 2 4	TL	105 105 0800				
				WP- 0 2 4	TP	105 105 0800				
				WP- 0 4 2	SPL	105 105 1700				
				WP- 2 5 6	SPP	105 106 1750				
				WP- 0 2 3	STL	105 105 1800				
							0087T	WP- 0 2 3	STP	105 105 1800
Ford Granada										
Wszystkie modele All models Все модели	ZWP-5828	09.77>11.80	0039P	WP- 0 9 1	ZPL	105 106 0250				
				WP- 0 9 1	ZPP	105 106 0250				
				WP- 0 9 0	PL	105 106 0650				
				WP- 1 1 2	PP	105 106 1550				
				WP- 1 0 4	TL	105 106 1000				
				WP- 1 0 4	TP	105 106 1000				
				WP- 1 9 6	SP	105 105 1300				
							0039T	WP- 0 1 4	ST	105 105 2400
Ford Granada										
Wszystkie modele All models Все модели	ZWP-5829	12.80>85	0039P	WP- 0 9 1	ZPL	105 106 0250				
				WP- 0 9 1	ZPP	105 106 0250				
				WP- 1 9 5	PL	105 106 0700				
				WP- 1 1 2	PP	105 106 1550				
				WP- 1 0 4	TL	105 106 1000				
				WP- 1 0 4	TP	105 106 1000				
				WP- 0 2 7	SP	105 105 1250				
							0039T	WP- 0 1 4	ST	105 105 2400
Ford Ka										
Wszystkie modele, z ABS All models, with ABS Все модели, с ABS	ZWP-5830	11.96-04	0019P	WP- 1 1 0	PL	105 106 0550				
				WP- 0 4 9	PL+	105 105 1900				
				WP- 1 9 0	PP	105 106 1700				
				WP- 1 9 0	PP+	105 105 1900				
				WP- 1 1 0	TL	105 106 0550				
				WP- 0 4 7	TL+	105 105 1500				
				WP- 2 5 2	TP	105 105 1050				
				WP- 7 1 5	SP	105 106 1800				
							0039T	WP- 0 1 3	ST	105 105 0900
				*74						
Ford Ka										
Wszystkie modele, z ABS All models, with ABS Все модели, с ABS	ZWP-5831	11.96>04	0019P	WP- 4 4 8	PL	105 106 0850				
				WP- 1 9 7	PP	105 106 1750				
				WP- 1 1 2	TL	105 106 1550				
				WP- 1 6 9 0	TP	106 106 0700				
				WP- 0 2 3	SPL	105 105 1800				
				WP- 7 6 1	SPP	106 106 1800				
				WP- 5 2 0	STL	105 106 1950				
							0039T	WP- 0 3 6	STP	105 105 2100
*91										
Ford Mondeo										
Sedan z ABS with ABS c ABS	ZWP-5832	01.93>08.96	0019P	WP- 4 8 9	PL	104 105 1100				
				WP- 0 3 5	PP	105 105 1100				
				WP- 4 9 4	TL	104 105 1600				
				WP- 5 1 2	TP	104 106 0900				
				WP- 0 4 1	ZTL	105 105 0350				
				WP- 0 4 1	ZTP	105 105 0350				
				WP- 0 4 5	SPL	105 105 0400				
				WP- 0 9 1	SPP	105 106 0250				
				WP- 5 1 6	STL	106 106 3000				
							0039T	WP- 5 2 9	STP	105 106 2800
				Ford Mondeo						
				Kombi z ABS with ABS c ABS	ZWP-5833	01.93>08.96	0019P	WP- 4 8 9	PL	104 105 1100
WP- 0 3 5	PP	105 105 1100								
WP- 0 8 8	ZTL	105 106 0150								
WP- 0 8 8	ZTP	105 106 0150								
WP- 0 4 5	SPL	105 105 0400								
WP- 0 9 1	SPP	105 106 0250								
WP- 5 7 2	STL	105 106 3950								
			0039T					WP- 5 3 4	STP	105 105 3750

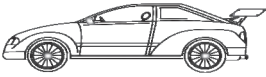






MARKA SAMOCHODU	NUMER ZESTAWU	ROK PRODUKCJI	ODPOWIETRNIK	KOD WP	POLOZENIE	INDEKS				
CAR MODEL	NUMBER OF SET	PRODUCTION YEAR	BLEEDER SCREW	WP CODE	LOCATION	INDEX				
МОДЕЛЬ АВТОМБИЯ	НОМЕР НАБОРА	ГОД ВЫПУСКА АВТОМБИЯ	ШТУЦЕР ПРОКАЧКИ ТОРМОЗОВ	WP КОД	МЕСТО	ИНДЕКС				
										
Ford Mondeo										
Sedan z ABS with ABS c ABS	ZWP-5834	09.96>09.00	0019P	WP- 0 0 5	PL	105 105 0450				
				WP- 0 4 3	PP	105 105 0200				
				WP- 1 0 4	PP+	105 106 1000				
				WP- 0 4 7	TL	105 105 1500				
				WP- 1 0 4	TP	105 106 1000				
				WP- 2 0 5	SPL	105 105 0150				
				WP- 2 0 5	SPP	105 105 0150				
				WP- 1 6 7 4	STL	105 106 2950				
				WP- 1 6 7 4	STP	105 106 2950				
Ford Mondeo										
Kombi z ABS with ABS c ABS	ZWP-5835	09.96>09.00	0019P	WP- 0 0 5	PL	105 105 0450				
				WP- 0 4 3	PP	105 105 0200				
				WP- 1 0 4	PP+	105 106 1000				
				WP- 1 9 8	TL	105 106 1350				
				WP- 1 0 7	TP	105 106 1300				
				WP- 0 4 3	ZTL	105 105 0200				
				WP- 0 4 3	ZTP	105 105 0200				
				WP- 2 0 5	SPL	105 105 0150				
				WP- 2 0 5	SPP	105 105 0150				
				WP- 1 6 7 4	STL	105 106 2950				
				WP- 1 6 7 4	STP	105 106 2950				
				Ford Mondeo						
				Sedan z ABS with ABS c ABS	ZWP-5836	10.00>08.04	0019P	WP- 0 3 3	PL	105 105 0700
WP- 1 0 9	PP	105 106 1100								
WP- 0 4 2	TL	105 105 1700								
WP- 1 8 8	TP	105 106 1250								
WP- 1 7 0 9	CL	106 106 2950								
WP- 4 3 3	CP	105 105 2950								
Ford Mondeo										
Kombi z ABS with ABS c ABS	ZWP-5837	10.00>08.04	0019P	WP- 0 3 3	PL	105 105 0700				
				WP- 1 0 9	PP	105 106 1100				
				WP- 4 5 9	TL	105 106 1500				
				WP- 1 0 4	TP	106 106 1000				
				WP- 0 0 6	ZTL	105 105 0250				
				WP- 0 0 6	ZTP	105 105 0250				
				WP- 1 7 0 9	CL	106 106 2950				
Ford Orion										
Wszystkie modele All models Все модели	ZWP-5809	05.83>85	0019P	WP- 4 4 8	PL	105 106 0850				
				WP- 5 9 8	PP	104 106 1550				
				WP- 0 9 1	TL	105 106 0250				
				WP- 0 9 1	TP	105 106 0250				
				WP- 1 7 6	CL	105 106 3700				
				WP- 0 9 3	CP	105 106 3000				
Ford Orion										
Wszystkie modele All models Все модели	ZWP-5812	01.86>07.90	0019P	WP- 4 4 8	PL	105 106 0850				
				WP- 0 9 0	PP	105 106 0650				
				WP- 1 0 7	TL	105 106 1300				
				WP- 1 0 7	TP	105 106 1300				
				WP- 0 9 1	ZTL	105 106 0250				
				WP- 0 9 1	ZTP	105 106 0250				
				WP- 5 6 0	SPL	105 106 2050				
				WP- 1 6 7	SPP	105 105 2600				
				WP- 1 6 7	STL	105 105 2600				
				WP- 4 4 5	STP	105 106 2300				
Ford P - 100										
Wszystkie modele All models Все модели	ZWP-5841	10.87>93	0019P	WP- 1 1 0	PL	105 106 0550				
				WP- 0 8 8	PP	105 106 0150				
				WP- 1 9 7	PP+	105 106 1750				
				WP- 2 5 2	TL	105 105 1050				
				WP- 0 0 9	TP	105 105 0600				
				WP- 1 9 0	SP	105 106 1700				
				WP- 4 4 4	ST	105 106 0950				
Ford Scorpio										
Wszystkie modele All models Все модели	ZWP-5842	02.85>91	0019P	WP- 7 5 8	PL	106 106 0400				
				WP- 0 8 8	PP	105 106 0150				
				WP- 7 6 1	PP+	106 106 1800				
				WP- 0 9 1	TL	105 106 0250				
				WP- 1 9 5	TP	105 106 0700				
				WP- 7 5 9	ZTL	106 106 0550				
				WP- 7 5 9	ZTP	106 106 0550				
				WP- 7 2 2	CC	105 107 3200				
				Ford Sierra						
Sedan 1.6, 1.8, 2.0, 2.3	ZWP-5843	08.82>92	0019P	WP- 1 1 4	PL	105 106 0350				
				WP- 1 9 0	PP	105 106 1700				
				WP- 1 0 1	TL	105 106 0200				
				WP- 0 9 0	TP	105 106 0650				
				WP- 1 1 0	ZTL	105 106 0550				
				WP- 1 1 0	ZTP	105 106 0550				
				WP- 5 8 9	CC	104 105 3150				

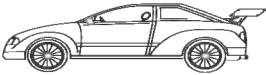




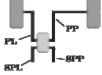

MARKA SAMOCHODU	NUMER ZESTAWU	ROK PRODUKCJI	ODPOWIETRNIK	KOD WP	POLOZENIE	INDEKS
CAR MODEL	NUMBER OF SET	PRODUCTION YEAR	BLEEDER SCREW	WP CODE	LOCATION	INDEX
МОДЕЛЬ АВТОМБИЯ	НОМЕР НАБОРА	ГОД ВЫПУСКА АВТОМБИЯ	ШТУЦЕР ПРОВОДАЧИ ТОРМОЗОВ	WP КОД	МЕСТО	ИНДЕКС
						
Ford Sierra						
Kombi 1.6, 1.8, 2.0, 2.3	ZWP-5844	09.82>92	0019P	WP- 1 1 4	PL	105 106 0350
				WP- 1 9 7	PP	105 106 1750
				WP- 1 0 1	TL	105 106 0200
				WP- 1 9 5	TP	105 106 0700
				WP- 0 9 0	ZTL	105 106 0650
				WP- 0 9 0	ZTP	105 106 0650
			0039T	WP- 7 0 1	CC	104 106 3150
Ford Taunus						
1.3, 1.6, 2.0, 2.3	ZWP-5804	12.75>07.79	0039P	WP- 0 9 1	ZPL	105 106 0250
				WP- 0 9 1	ZPP	105 106 0250
				WP- 1 0 2	PL	105 106 0800
				WP- 1 9 4	PP	105 106 1400
				WP- 0 9 0	TL	105 106 0650
				WP- 0 4 7	TP	105 105 1500
				WP- 1 9 6	SP	105 105 1300
			0039T	WP- 5 6 0	ST	105 106 2050
Ford Taunus						
1.3, 1.6, 2.0, 2.3	ZWP-5805	08.79>82	0039P	WP- 0 9 1	ZPL	105 106 0250
				WP- 0 9 1	ZPP	105 106 0250
				WP- 4 4 8	PL	105 106 0850
				WP- 1 9 0	PP	105 106 1700
				WP- 0 9 0	TL	105 106 0650
				WP- 0 4 7	TP	105 105 1500
				WP- 0 2 7	SP	105 105 1250
			0039T	WP- 5 6 0	ST	105 106 2050
Ford Transit						
60, 100, 115, 125	ZWP-5847	11.73>05.76	0039P	WP- 0 0 5	ZPL	105 105 0450
			0018P	WP- 0 0 5	ZPP	105 105 0450
				WP- 0 2 4	PL	105 105 0800
				WP- 0 3 9	PP	105 105 1550
				WP- 0 2 4	TL	105 105 0800
				WP- 0 3 5	TP	105 105 1100
				WP- 0 4 9	SP	105 105 1900
*69				WP- 0 2 7	ST	105 105 1250
*74						
Ford Transit						
60, 100, 115, 125	ZWP-5848	06.76>78	0039P	WP- 0 1 3	PL	105 105 0900
			0018P	WP- 0 0 3	PP	105 105 1400
				WP- 1 1 7	TL	105 105 0750
				WP- 1 9 6	TP	105 105 1300
				WP- 0 3 5	SP	105 105 1100
*69				WP- 0 1 1	ST	105 105 2300
*74						
Ford Transit						
60, 100, 115, 125	ZWP-5849	01.78>85	0039P	WP- 0 1 3	PL	105 105 0900
			0018P	WP- 0 0 3	PP	105 105 1400
				WP- 1 1 7	TL	105 105 0750
				WP- 0 2 7	TP	105 105 1250
zacisk hamulca z dwoma tloczkami two-piston brake caliper двухпоршневая скоба тормоза			0094T	WP- 0 1 9	SP	105 105 1000
			0069T	WP- 0 1 1	ST	105 105 2300
Ford Transit						
60, 100, 115, 125	ZWP-5850	>03.80	0039P	WP- 0 4 1	ZPL	105 105 0350
			0018P	WP- 0 4 1	ZPP	105 105 0350
				WP- 0 2 4	PL	105 105 0800
				WP- 0 1 3	PL+	105 105 0900
				WP- 0 4 7	PP	105 105 1500
				WP- 0 3 9	PP+	105 105 1550
				WP- 0 2 7	TL	105 105 1250
				WP- 0 2 4	TP	105 105 0800
zacisk hamulca z czteroma tloczkami four-piston brake caliper четырёхпоршневая скоба тормоза				WP- 0 2 0	CC	105 105 3400
Ford Transit						
60, 100, 115, 125	ZWP-5851	04.80>85	0039P	WP- 0 4 1	ZPL	105 105 0350
			0018P	WP- 0 4 1	ZPP	105 105 0350
				WP- 0 1 3	PL	105 105 0900
				WP- 0 1 3	PL+	105 105 0900
				WP- 0 4 7	PP	105 105 1500
				WP- 0 4 7	PP+	105 105 1500
				WP- 0 2 7	TL	105 105 1250
				WP- 0 2 4	TP	105 105 0800
zacisk hamulca z czteroma tloczkami four-piston brake caliper четырёхпоршневая скоба тормоза			0094T	WP- 0 2 0	CC	105 105 3400
			0069T			
Ford Transit						
100	ZWP-5852	86>91	0039P	WP- 0 2 4	PL	105 105 0800
				WP- 0 1 0	PP	105 105 1850
				WP- 0 2 4	TL	105 105 0800
				WP- 0 4 7	TL	105 105 1500
z naprzemianleglym systemem hamulcowym with diagonal brake system с перекрёстной тормозной системой				WP- 4 2 8	SP	105 105 2050
			0069T	WP- 2 1 0	ST	104 105 1550

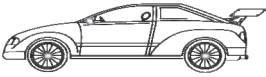




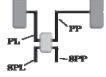

MARKA SAMOCHODU	NUMER ZESTAWU	ROK PRODUKCJI	ODPOWIETRNIK	KOD WP	POLOZENIE	INDEKS
CAR MODEL	NUMBER OF SET	PRODUCTION YEAR	BLEEDER SCREW	WP CODE	LOCATION	INDEX
МОДЕЛЬ АВТОМБИЯ	НОМЕР НАБОРА	ГОД ВЫПУСКА АВТОМБИЯ	ШТУЦЕР ПРОВОДАЧИ ТОРМОЗОВ	WP КОД	МЕСТО	ИНДЕКС
						
Ford Transit						
190	ZWP-5853	73>85	0018P	WP- 0 1 3	PL	105 105 0900
				WP- 0 0 3	PP	105 105 1400
				WP- 0 0 9	TL	105 105 0600
				WP- 1 1 5	TP	105 105 1150
				WP- 0 1 9	SP	105 105 1000
*74			0094T	WP- 1 6 7	ST	105 105 2600
Ford Transit						
100	ZWP-5854	92>12.99	0039P	WP- 0 2 4	PL	105 105 0800
krótki model, bez ABS				WP- 0 2 3	PP	105 105 1800
short model, without ABS				WP- 0 0 2	TL	105 105 0850
короткая модель, без ABS				WP- 0 3 4	TP	105 105 1200
				WP- 5 2 0	SP	105 106 1950
				WP- 4 3 5	CC	105 105 1600
			0053T	WP- 1 9 7	ST	105 106 1750
Ford Transit						
100	ZWP-5855	92>12.99	0039P	WP- 1 1 7	PL	105 105 0750
długi model, bez ABS				WP- 4 2 8	PP	105 105 2050
long model, without ABS				WP- 0 2 4	TL	105 105 0800
длинная модель, без ABS				WP- 0 2 7	TP	105 105 1250
				WP- 5 2 9	SP	105 106 2800
				WP- 0 3 4	CC	105 105 1200
			0053T	WP- 1 6 7 3	ST	105 106 2700
Ford Transit						
100	ZWP-5856	92>12.99	0039P	WP- 0 2 3	PI	105 105 1800
długi model, z ABS				WP- 0 0 6	PP	105 105 0250
long model, with ABS				WP- 1 1 7	TL	105 105 0750
длинная модель, с ABS				WP- 0 3 4	TP	105 105 1200
				WP- 0 0 2	SPL	105 105 0850
				WP- 0 3 3	SPP	105 105 0700
				WP- 1 1 2	CL	105 106 1550
				WP- 1 9 4	CP	105 106 1400
				WP- 4 5 6	STL	105 106 2600
			0053T	WP- 4 5 6	STP	105 106 2600
Ford Transit						
Średni model z ABS	ZWP-5857	01.00>		WP- 1 0 8	PL	105 106 0400
Mid model with ABS				WP- 4 4 0	PP	105 105 2150
средний модели с ABS				WP- 0 3 3	TL	105 105 0700
				WP- 0 4 7	TP	105 105 1500
				WP- 4 4 8	SPL	105 106 0850
				WP- 0 1 9	SPP	105 105 1000
				WP- 7 1 5	CL	105 106 1800
				WP- 1 9 7	CP	105 106 1750
				WP- 0 2 3	STL	105 105 1800
				WP- 0 2 3	STP	104 105 1800
Honda Accord						
Wszystkie modele	ZWP-5901	77>79	0017P	WP- 2 1 8	PL	116 116 1800
All models				WP- 1 3 1	PP	116 116 0700
Все модели				WP- 1 1 8	TL	116 116 0300
				WP- 1 1 8	TP	116 116 0300
				WP- 8 2 2	CC	116 116 3050
			0015T	WP- 5 6 9	CC+	116 116 4050
Honda Accord						
Wszystkie modele	ZWP-5902	80>81	0017P	WP- 2 2 2	PL	116 116 1650
All models				WP- 1 2 0	PP	116 116 0550
Все модели				WP- 1 2 6	TL	116 116 0900
				WP- 4 2 9	TL+	116 116 1000
				WP- 2 5 1	TP	116 116 1600
				WP- 2 1 8	TP+	116 116 1800
				WP- 1 1 8	ZTL	116 116 0300
				WP- 1 1 8	ZTP	116 116 0300
				WP- 8 2 5	CC	116 116 3450
			0015T	WP- 1 2 2	CC+	116 116 3700
Honda Accord						
SY 3-drzwi , 4-drzwi	ZWP-5903	82>83	0017P	WP- 2 1 8	PL	116 116 1800
SY 3-door, 4-door				WP- 1 2 0	PP	116 116 0550
SY 3-двери, 4-двери				WP- 1 1 8	ZTL	116 116 0300
				WP- 1 1 8	ZTP	116 116 0300
				WP- 5 6 9	CL	116 116 4050
			0015T	WP- 8 2 0	CP	116 116 2950
Honda Accord						
AC, AD 2-drzwi, 4-drzwi	ZWP-5904	84>85	0017P	WP- 2 2 0	PL	116 116 1700
AC, AD 2-door, 4-door				WP- 1 2 0	PP	116 116 0550
AC, AD 2-двери, 4-двери				WP- 1 3 3	TL	116 116 1100
				WP- 1 3 3	TL+	116 116 1100
				WP- 2 2 3	TP	116 116 1550
				WP- 2 1 8	TP+	116 116 1800
				WP- 1 1 8	ZTL	116 116 0300
				WP- 1 1 8	ZTP	116 116 0300
				WP- 5 6 9	CL	116 116 4050
			0015T	WP- 8 2 0	CP	116 116 2950

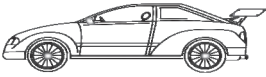


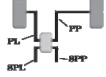

MARKA SAMOCHODU	NUMER ZESTAWU	ROK PRODUKCJI	ODPOWIETRZNIK	KOD WP	POLOZENIE	INDEKS	
CAR MODEL	NUMBER OF SET	PRODUCTION YEAR	BLEEDER SCREW	WP CODE	LOCATION	INDEX	
МОДЕЛЬ АВТОМБИЯ	НОМЕР НАБОРА	ГОД ВЫПУСКА АВТОМБИЯ	ШТУЦЕР ПРОВОКНИИ ТОРМОЗОВ	WP КОД	МЕСТО	ИНДЕКС	
							
Honda Accord							
CA4, CA5 bez ABS	ZWP-5905	86>89	0017P	WP- 2 2 2	PL	116 116 1650	
CA4, CA5 without ABS				WP- 1 3 4	PP	116 116 0500	
CA4, CA5 без ABS				WP- 1 1 8	ZTL	116 116 0300	
				WP- 1 1 8	ZTP	116 116 0300	
				0101T	WP- 2 1 9	CL	116 116 4100
*66				0015T	WP- 8 2 0	CP	116 116 2950
Honda Accord							
CA4, CA5 bez ABS	ZWP-5906	86>89	0017P	WP- 2 2 2	PL	116 116 1650	
CA4, CA5 without ABS				WP- 1 3 4	PP	116 116 0500	
CA4, CA5 без ABS				WP- 1 4 4	TL	116 116 0400	
				WP- 1 4 4	TP	116 116 0400	
				WP- 1 1 8	ZTL	116 116 0300	
				0101T	WP- 1 1 8	ZTP	116 116 0300
				0101T	WP- 2 1 9	CL	116 116 4100
*67				0015T	WP- 8 2 0	CP	116 116 2950
Honda Accord							
1800 (CB1)	ZWP-5907	90>91	0017P	WP- 1 1 8	PL	116 116 0300	
bez ABS				WP- 2 2 2	PP	116 116 1650	
without ABS				WP- 1 3 0	TL	116 116 0250	
без ABS				WP- 1 3 0	TP	116 116 0250	
				0015T	WP- 5 0 9	CL	116 116 2850
				0015T	WP- 4 4 9	CP	116 116 3800
Honda Accord							
2000 (CB3)	ZWP-5907	90>91	0017P	WP- 1 1 8	PL	116 116 0300	
bez ABS				WP- 2 2 2	PP	116 116 1650	
without ABS				WP- 1 3 0	TL	116 116 0250	
без ABS				WP- 1 3 0	TP	116 116 0250	
				0011T	WP- 5 0 9	CL	116 116 2850
				0101T	WP- 4 4 9	CP	116 116 3800
Honda Accord							
2000 (CB3)	ZWP-5907	92>93	0017P	WP- 1 1 8	PL	116 116 0300	
bez ABS				WP- 2 2 2	PP	116 116 1650	
without ABS				WP- 1 3 0	TL	116 116 0250	
без ABS				WP- 1 3 0	TP	116 116 0250	
				0011T	WP- 5 0 9	CL	116 116 2850
*66				0101T	WP- 4 4 9	CP	116 116 3800
Honda Accord							
2000 (CB3) , 2200 (CB7)	ZWP-5907	92>93	0017P	WP- 1 1 8	PL	116 116 0300	
bez ABS				WP- 2 2 2	PP	116 116 1650	
without ABS				WP- 1 3 0	TL	116 116 0250	
без ABS				WP- 1 3 0	TP	116 116 0250	
				0011T	WP- 5 0 9	CL	116 116 2850
*67				0101T	WP- 4 4 9	CP	116 116 3800
Honda Accord							
1.8 (CE7)	ZWP-5911	96>	0101P	WP- 5 1 8	PL	104 116 1800	
z ABS				WP- 5 0 4	PP	104 116 0700	
with ABS				WP- 1 4 4	TL	116 116 0400	
c ABS				WP- 1 4 4	TP	116 116 0400	
				0101T	WP- 1 2 1	CL	116 116 2800
				0101T	WP- 1 2 2	CP	116 116 3700
Honda Accord							
2.0 (CC7)	ZWP-5912	93>96	0101P	WP- 1 1 8	PL	116 116 0300	
bez ABS				WP- 1 1 8	PP	116 116 0300	
without ABS				WP- 1 4 4	TL	116 116 0400	
без ABS				WP- 1 4 4	TP	116 116 0400	
				0101T	WP- 1 2 1	CL	116 116 2800
				0101T	WP- 1 2 2	CP	116 116 3700
Honda Accord							
2.0 (CC7)	ZWP-5911	96>	0101P	WP- 5 1 8	PL	104 116 1800	
z ABS				WP- 5 0 4	PP	104 116 0700	
with ABS				WP- 1 4 4	TL	116 116 0400	
c ABS				WP- 1 4 4	TP	116 116 0400	
				0101T	WP- 1 2 1	CL	116 116 2800
				0101T	WP- 1 2 2	CP	116 116 3700
Honda Accord							
2.0 (CE8)	ZWP-5912	93>96	0101P	WP- 1 1 8	PL	116 116 0300	
bez ABS				WP- 1 1 8	PP	116 116 0300	
without ABS				WP- 1 4 4	TL	116 116 0400	
без ABS				WP- 1 4 4	TP	116 116 0400	
				0101T	WP- 1 2 1	CL	116 116 2800
				0101T	WP- 1 2 2	CP	116 116 3700
Honda Accord							
2.0 (CE8)	ZWP-5911	96>	0101P	WP- 5 1 8	PL	104 116 1800	
z ABS				WP- 5 0 4	PP	104 116 0700	
with ABS				WP- 1 4 4	TL	116 116 0400	
c ABS				WP- 1 4 4	TP	116 116 0400	
				0101T	WP- 1 2 1	CL	116 116 2800
				0101T	WP- 1 2 2	CP	116 116 3700

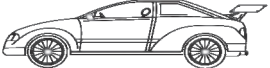





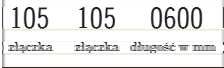
MARKA SAMOCHODU	NUMER ZESTAWU	ROK PRODUKCJI	ODPOWIETRNIK	KOD WP	POLOZENIE	INDEKS
CAR MODEL	NUMBER OF SET	PRODUCTION YEAR	BLEEDER SCREW	WP CODE	LOCATION	INDEX
МОДЕЛЬ АВТОМБИЯ	НОМЕР НАБОРА	ГОД ВЫПУСКА АВТОМБИЯ	ШТУЦЕР ПРОВОКНИИ ТОРМОЗОВ	WP КОД	МЕСТО	ИНДЕКС
						
Honda Accord						
2.0 (CE9) z ABS z ABS with ABS c ABS	ZWP-5911	96>	0101P	WP- 5 1 8	PL	104 116 1800
				WP- 5 0 4	PP	104 116 0700
				WP- 1 4 4	TL	116 116 0400
			0101T	WP- 1 4 4	TP	116 116 0400
				WP- 1 2 1	CL	116 116 2800
				WP- 1 2 2	CP	116 116 3700
Honda Civic						
Wszystkie modele All models Все модели Nr.5045688	ZWP-5917	73>77	0017P	WP- 1 3 0	ZPL	116 116 0250
				WP- 1 3 0	ZPP	116 116 0250
				WP- 1 2 0	PL	116 116 0550
				WP- 1 3 1	PP	116 116 0700
			0015T	WP- 1 3 5	TL	116 116 0150
				WP- 1 3 5	TP	116 116 0150
				WP- 1 4 3	CL	116 116 3300
				WP- 1 2 7	CP	116 116 2600
Honda Civic						
Wszystkie modele All models Все модели Nr.5045689	ZWP-5918	77>78	0017P	WP- 1 3 0	ZPL	116 116 0250
				WP- 1 3 0	ZPP	116 116 0250
				WP- 2 2 4	PL	116 116 1450
				WP- 1 3 8	PP	116 116 0350
			0015T	WP- 1 3 5	TL	116 116 0150
				WP- 1 3 5	TP	116 116 0150
				WP- 1 2 7	CL	116 116 2600
				WP- 1 2 7	CP	116 116 2600
Honda Civic						
Wszystkie modele All models Все модели	ZWP-5919	79>	0017P	WP- 1 3 0	ZPL	116 116 0250
				WP- 1 3 0	ZPP	116 116 0250
				WP- 2 2 4	PL	116 116 1450
				WP- 1 3 8	PP	116 116 0350
			0100T	WP- 1 3 5	TL	116 116 0150
				WP- 1 3 5	TP	116 116 0150
				WP- 1 2 7	CL	116 116 2600
				WP- 2 2 1	CP	116 116 3500
Honda Civic						
Wszystkie modele All models Все модели	ZWP-5920	80>83	0017P	WP- 1 4 0	PL	116 116 1500
				WP- 1 3 8	PP	116 116 0350
				WP- 1 1 8	ZTL	116 116 0300
			0100T	WP- 1 1 8	ZTP	116 116 0300
				WP- 5 0 9	CL	116 116 2850
				WP- 2 2 5	CP	116 116 3900
Honda Civic						
1.3, 1.5 2-drzwi 2-doors 2-двери	ZWP-5921	84>87	0017P	WP- 1 4 0	PL	116 116 1500
				WP- 1 3 8	PP	116 116 0350
				WP- 1 1 8	ZTL	116 116 0300
			0100T	WP- 1 1 8	ZTP	116 116 0300
				WP- 1 2 7	CL	116 116 2600
				WP- 4 4 9	CP	116 116 3800
Honda Civic						
1200 (EC7)	ZWP-5922	88>91	0017P	WP- 1 4 4	PL	116 116 0400
				WP- 2 5 1	PP	116 116 1600
				WP- 1 1 8	TL	116 116 0300
			0100T	WP- 1 1 8	TP	116 116 0300
				WP- 4 4 9	CL	116 116 3800
				WP- 8 2 0	CP	116 116 2950
Honda Civic						
1300 (EC8)	ZWP-5922	88>91	0017P	WP- 1 4 4	PL	116 116 0400
				WP- 2 5 1	PP	116 116 1600
				WP- 1 1 8	TL	116 116 0300
			0100T	WP- 1 1 8	TP	116 116 0300
				WP- 4 4 9	CL	116 116 3800
				WP- 8 2 0	CP	116 116 2950
Honda Civic						
1400 (EC9)	ZWP-5922	88>91	0017P	WP- 1 4 4	PL	116 116 0400
				WP- 2 5 1	PP	116 116 1600
				WP- 1 1 8	TL	116 116 0300
			0100T	WP- 1 1 8	TP	116 116 0300
				WP- 4 4 9	CL	116 116 3800
				WP- 8 2 0	CP	116 116 2950
Honda Civic						
1500 (ED6)	ZWP-5922	88>91	0017P	WP- 1 1 4	PL	116 116 0400
				WP- 2 5 1	PP	116 116 1600
				WP- 1 1 8	TL	116 116 0300
			0101T	WP- 1 1 8	TP	116 116 0300
				WP- 4 4 9	CL	116 116 3800
				WP- 8 2 0	CP	116 116 2950

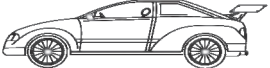





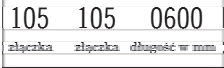
MARKA SAMOCHODU	NUMER ZESTAWU	ROK PRODUKCJI	ODPOWIETRNIK	KOD WP	POLOZENIE	INDEKS
CAR MODEL	NUMBER OF SET	PRODUCTION YEAR	BLEEDER SCREW	WP CODE	LOCATION	INDEX
МОДЕЛЬ АВТОМБИЯ	НОМЕР НАБОРА	ГОД ВЫПУСКА АВТОМБИЯ	ШТУЦЕР ПРОВОДАЧИ ТОРМОЗОВ	WP КОД	МЕСТО	ИНДЕКС
						
Honda Civic						
1600 (ED7, EE9)	ZWP-5922	88>91	0017P	WP- 1 1 4	PL	116 116 0400
				WP- 2 5 1	PP	116 116 1600
				WP- 1 1 8	TL	116 116 0300
				WP- 1 1 8	TP	116 116 0300
				WP- 4 4 9	CL	116 116 3800
			0101T	WP- 8 2 0	CP	116 116 2950
Honda Civic						
1300 (EG3) bez ABS without ABS без ABS	ZWP-5927	92>93	0017P	WP- 4 2 9	PL	116 116 1000
				WP- 1 3 6	PP	116 116 0850
				WP- 1 1 8	TL	116 116 0300
				WP- 1 1 8	TP	116 116 0300
				WP- 1 2 2	CL	116 116 3700
			0100T	WP- 1 4 3	CP	116 116 3300
Honda Civic						
1300 (EG3) bez ABS without ABS без ABS	ZWP-5928	94>95	0017P	WP- 4 2 9	PL	116 116 1000
				WP- 1 3 6	PP	116 116 0850
				WP- 1 1 8	TL	116 116 0300
				WP- 1 1 8	TP	116 116 0300
				WP- 1 2 2	CL	116 116 3700
			0100T	WP- 8 2 3	CP	116 116 3250
Honda Civic						
1500 (EG4) bez ABS without ABS без ABS	ZWP-5927	92>93	0017P	WP- 4 2 9	PL	116 116 1000
				WP- 1 3 6	PP	116 116 0850
				WP- 1 1 8	TL	116 116 0300
				WP- 1 1 8	TP	116 116 0300
				WP- 1 2 2	CL	116 116 3700
			0100T	WP- 1 4 3	CP	116 116 3300
Honda Civic						
1500 (EG4) bez ABS without ABS без ABS	ZWP-5928	94>95	0017P	WP- 4 2 9	PL	116 116 1000
				WP- 1 3 6	PP	116 116 0850
				WP- 1 1 8	TL	116 116 0300
				WP- 1 1 8	TP	116 116 0300
				WP- 1 2 2	CL	116 116 3700
			0100T	WP- 8 2 3	CP	116 116 3250
Honda Civic						
1500 (EG4)	ZWP-5931	92>93	0017P	WP- 1 3 6	PL	116 116 0850
				WP- 4 2 9	PP	116 116 1000
				WP- 1 1 8	TL	116 116 0300
				WP- 1 1 8	TP	116 116 0300
				WP- 1 4 3	CL	116 116 3300
			0100T	WP- 1 4 3	CP	116 116 3300
Honda Civic						
1600 (EG5, EG6) bez ABS without ABS без ABS	ZWP-5927	92>93	0017P	WP- 4 2 9	PL	116 116 1000
				WP- 1 3 6	PP	116 116 0850
				WP- 1 1 8	TL	116 116 0300
				WP- 1 1 8	TP	116 116 0300
				WP- 1 2 2	CL	116 116 3700
			0100T	WP- 1 4 3	CP	116 116 3300
Honda Civic						
1600 (EG9, EH1, EH9)	ZWP-5931	92>93	0017P	WP- 1 3 6	PL	116 116 0850
				WP- 4 2 9	PP	116 116 1000
				WP- 1 1 8	TL	116 116 0300
				WP- 1 1 8	TP	116 116 0300
				WP- 1 4 3	CL	116 116 3300
			0100T	WP- 1 4 3	CP	116 116 3300
Honda Civic						
1600 (EG5) bez ABS without ABS без ABS	ZWP-5928	94>95	0017P	WP- 4 2 9	PL	116 116 1000
				WP- 1 3 6	PP	116 116 0850
				WP- 1 1 8	TL	116 116 0300
				WP- 1 1 8	TP	116 116 0300
				WP- 1 2 2	CL	116 116 3700
			0100T	WP- 8 2 3	CP	116 116 3250
Honda Civic						
1.4i (MA8) bez ABS without ABS без ABS	ZWP-5935	95>	0017P	WP- 1 3 6	PL	116 116 0850
				WP- 1 3 6	PP	116 116 0850
				WP- 1 3 8	TL	116 116 0350
				WP- 1 3 8	TP	116 116 0350
				WP- 8 2 1	CL	116 116 3000
			0100T	WP- 5 6 7	CP	116 116 3550
Honda Civic						
1.4i (MA8) z ABS with ABS с ABS	ZWP-5936	95>	0017P	WP- 8 0 9	PL	116 116 1150
				WP- 1 2 0	PP	116 116 0550
				WP- 8 2 1	CL	116 116 3000
			0100T	WP- 2 2 1	CP	116 116 3500

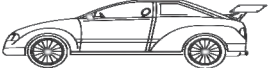






MARKA SAMOCHODU	NUMER ZESTAWU	ROK PRODUKCJI	ODPOWIETRNIK	KOD WP	POLOZENIE	INDEKS
CAR MODEL	NUMBER OF SET	PRODUCTION YEAR	BLEEDER SCREW	WP CODE	LOCATION	INDEX
МОДЕЛЬ АВТОМБИЯ	НОМЕР НАБОРА	ГОД ВЫПУСКА АВТОМБИЯ	ШТУЦЕР ПРОВОКНИИ ТОРМОЗОВ	WP КОД	МЕСТО	ИНДЕКС
						
Honda Civic						
1.5i (MA9) bez ABS without ABS без ABS	ZWP-5935	95>	0017P	WP- 13 6	PL	116 116 0850
				WP- 13 6	PP	116 116 0850
				WP- 13 8	TL	116 116 0350
				WP- 13 8	TP	116 116 0350
				WP- 8 2 1	CL	116 116 3000
				0100T	WP- 5 6 7	CP
Honda Civic						
1.4i (MB2) bez ABS without ABS без ABS	ZWP-5935	95>	0017P	WP- 13 6	PL	116 116 0850
				WP- 13 6	PP	116 116 0850
				WP- 13 8	TL	116 116 0350
				WP- 13 8	TP	116 116 0350
				WP- 8 2 1	CL	116 116 3000
				0100T	WP- 5 6 7	CP
Honda Civic						
1.5i (MB3) bez ABS without ABS без ABS	ZWP-5935	95>	0017P	WP- 13 6	PL	116 116 0850
				WP- 13 6	PP	116 116 0850
				WP- 13 8	TL	116 116 0350
				WP- 13 8	TP	116 116 0350
				WP- 8 2 1	CL	116 116 3000
				0100T	WP- 5 6 7	CP
Honda Civic						
1.5i (MA9) z ABS with ABS с ABS	ZWP-5936	95>	0017P	WP- 8 0 9	PL	116 116 1150
				WP- 1 2 0	PP	116 116 0550
				WP- 8 2 1	CL	116 116 3000
				0100T	WP- 2 2 1	CP
Honda Civic						
1.6iLS , 1.6iSR , 1.6iES (MB1) z ABS with ABS с ABS	ZWP-5936	95>	0017P	WP- 8 0 9	PL	116 116 1150
				WP- 1 2 0	PP	116 116 0550
				WP- 8 2 1	CL	116 116 3000
				0100T	WP- 2 2 1	CP
Honda Civic						
1.4iS (EJ9) bez ABS without ABS без ABS	ZWP-5942	96>97	0017P	WP- 1 2 6	PL	116 116 0900
				WP- 1 3 3	PP	116 116 1100
				WP- 1 1 8	TL	116 116 0300
				WP- 1 1 8	TP	116 116 0300
				WP- 8 2 3	CL	116 116 3250
				0100T	WP- 1 2 2	CP
Honda Civic						
1.4iS (EJ9) z ABS with ABS с ABS	ZWP-5943	96>97	0017P	WP- 1 2 4	PL	116 116 1350
				WP- 1 4 4	PP	116 116 0400
				WP- 1 1 8	TL	116 116 0300
				WP- 1 1 8	TP	116 116 0300
				WP- 8 2 3	CL	116 116 3250
				0100T	WP- 1 2 2	CP
Honda Civic						
1.4i (MA8) bez ABS without ABS без ABS	ZWP-5944	96>97	0017P	WP- 1 3 6	PL	116 116 0850
				WP- 1 2 6	PP	116 116 0900
				WP- 3 5 4	TL	105 116 0350
				WP- 3 5 4	TP	105 116 0350
				WP- 8 2 1	CL	116 116 3000
				0100T	WP- 5 6 7	CP
Honda Civic						
1.4i (MA8) z ABS with ABS с ABS	ZWP-5945	96>	0017P	WP- 7 0 4	PL	104 116 1500
				WP- 7 0 3	PP	104 116 0450
				WP- 8 2 1	CL	116 116 3000
				0100T	WP- 5 6 7	CP
Honda Civic						
1.4i (MA8) z ABS with ABS с ABS	ZWP-5946	97>	0017P	WP- 7 4 3	PL	105 116 1250
				WP- 7 3 6	PP	105 116 0500
				WP- 8 2 1	CL	116 116 3000
				0100T	WP- 5 6 7	CP
Honda Civic						
1.4i (MB2) bez ABS without ABS без ABS	ZWP-5944	96>97	0017P	WP- 1 3 6	PL	116 116 0850
				WP- 1 2 6	PP	116 116 0900
				WP- 3 5 4	TL	105 116 0350
				WP- 3 5 4	TP	105 116 0350
				WP- 8 2 1	CL	116 116 3000
				0100T	WP- 5 6 7	CP
Honda Civic						
1.5i (MA9) bez ABS without ABS без ABS	ZWP-5944	96>97	0017P	WP- 1 3 6	PL	116 116 0850
				WP- 1 2 6	PP	116 116 0900
				WP- 3 5 4	TL	105 116 0350
				WP- 3 5 4	TP	105 116 0350
				WP- 8 2 1	CL	116 116 3000
				0100T	WP- 5 6 7	CP

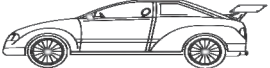





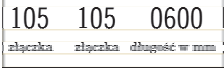
MARKA SAMOCHODU	NUMER ZESTAWU	ROK PRODUKCJI	ODPOWIETRNIK	KOD WP	POLOZENIE	INDEKS
CAR MODEL	NUMBER OF SET	PRODUCTION YEAR	BLEEDER SCREW	WP CODE	LOCATION	INDEX
МОДЕЛЬ АВТОМБИЯ	НОМЕР НАБОРА	ГОД ВЫПУСКА АВТОМБИЯ	ШТУЦЕР ПРОВОДАЧИ ТОРМОЗОВ	WP КОД	МЕСТО	ИНДЕКС
						
Honda Civic						
1.5i (MB3) bez ABS without ABS без ABS	ZWP-5944	96>97	0017P	WP- 1 3 6	PL	116 116 0850
				WP- 1 2 6	PP	116 116 0900
				WP- 3 5 4	TL	105 116 0350
				WP- 3 5 4	TP	105 116 0350
				WP- 8 2 1	CL	116 116 3000
			0100T	WP- 5 6 7	CP	116 116 3550
Honda Civic						
1.5iLS (EK3) z ABS with ABS c ABS	ZWP-5943	96>97	0017P	WP- 1 2 4	PL	116 116 1350
				WP- 1 4 4	PP	116 116 0400
				WP- 1 1 8	TL	116 116 0300
				WP- 1 1 8	TP	116 116 0300
				WP- 8 2 3	CL	116 116 3250
			0100T	WP- 1 2 2	CP	116 116 3700
Honda Civic						
1.5iLS (EK3) bez ABS without ABS без ABS	ZWP-5942	96>97	0017P	WP- 1 2 6	PL	116 116 0900
				WP- 1 3 3	PP	116 116 1100
				WP- 1 1 8	TL	116 116 0300
				WP- 1 1 8	TP	116 116 0300
				WP- 8 2 3	CL	116 116 3250
			0100T	WP- 1 2 2	CP	116 116 3700
Honda Civic						
1.5i (MA9) z ABS with ABS c ABS	ZWP-5945	96>	0017P	WP- 7 0 4	PL	104 116 1500
				WP- 7 0 3	PP	104 116 0450
				WP- 8 2 1	CL	116 116 3000
				WP- 5 6 7	CP	116 116 3550
			0100T			
Honda Civic						
1.5i (MA9) z ABS with ABS c ABS	ZWP-5946	97>	0017P	WP- 7 4 3	PL	105 116 1250
				WP- 7 3 6	PP	105 116 0500
				WP- 8 2 1	CL	116 116 3000
				WP- 5 6 7	CP	116 116 3550
			0100T			
Honda Civic						
1.6VTi (EK1) z ABS with ABS c ABS	ZWP-5943	96>97	0017P	WP- 1 2 4	PL	116 116 1350
				WP- 1 4 4	PP	116 116 0400
				WP- 1 1 8	TL	116 116 0300
				WP- 1 1 8	TP	116 116 0300
				WP- 8 2 3	CL	116 116 3250
			0100T	WP- 1 2 2	CP	116 116 3700
Honda Civic						
1.6iLS , 1.6iSR (MB1) z ABS with ABS c ABS	ZWP-5945	96>	0017P	WP- 7 0 4	PL	104 116 1500
				WP- 7 0 3	PP	104 116 0450
				WP- 8 2 1	CL	116 116 3000
				WP- 5 6 7	CP	116 116 3550
			0100T			
Honda Civic						
1.6iLS , 1.6iSR (MB1) z ABS with ABS c ABS	ZWP-5946	97>	0017P	WP- 7 4 3	PL	105 116 1250
				WP- 7 3 6	PP	105 116 0500
				WP- 8 2 1	CL	116 116 3000
				WP- 5 6 7	CP	116 116 3550
			0100T			
Honda Civic						
1.8VTi (MB6) z ABS with ABS c ABS	ZWP-5946	97>	0017P	WP- 7 4 3	PL	105 116 1250
				WP- 7 3 6	PP	105 116 0500
				WP- 8 2 1	CL	116 116 3000
				WP- 5 6 7	CP	116 116 3550
			0100T			
CR-V II						
2.0 + ABS	ZWP-5958	07.02>		WP- 1 8 6 1	PL	105 105x 2700
				WP- 5 5 6	PP	105 105x 0700
				WP- 0 0 4	CL	105 105 3100
				WP- 0 3 0	CP	105 105 3700
CR-V II						
2.2 i-CTDi + ABS	ZWP-5959	02.05>		WP- 1 6 7	PL	105 105 2600
				WP- 0 2 4	PP	105 105 0800
				WP- 0 0 4	CL	105 105 3100
				WP- 0 3 0	CP	105 105 3700
Hyundai Accent						
Wszystkie modele, bez ABS All models, without ABS Все модели, без ABS	ZWP-6001	07.94>12.99	0017P	WP- 1 4 1	PL	116 116 0600
				WP- 5 8 1	PP	116 116 1400
				WP- 1 3 5	TL	116 116 0150
				WP- 1 3 5	TP	116 116 0150
				WP- 3 5 5	SPL	105 116 1150
				WP- 3 5 1	SPP	105 116 1450
				WP- 5 3 0	STL	105 116 3250
				WP- 5 2 7	STP	105 116 2150
			0107T			
Hyundai Accent						
Wszystkie modele, z ABS All models, with ABS Все модели, c ABS	ZWP-6002	07.94>02.99	0017P	WP- 8 1 7	PL	116 116 2350
				WP- 1 3 6	PP	116 116 0850
				WP- 1 3 5	TL	116 116 0150
				WP- 1 3 5	TP	116 116 0150
				WP- 3 4 6	SPL	105 116 0900
				WP- 5 1 5	SPP	105 116 0750
				WP- 5 3 0	STL	105 116 3250
				WP- 5 2 7	STP	105 116 2150
			0107T			

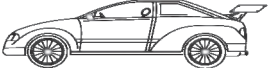





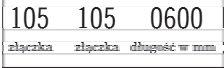
MARKA SAMOCHODU	NUMER ZESTAWU	ROK PRODUKCJI	ODPOWIETRNIK	KOD WP	POLOZENIE	INDEKS
CAR MODEL	NUMBER OF SET	PRODUCTION YEAR	BLEEDER SCREW	WP CODE	LOCATION	INDEX
МОДЕЛЬ АВТОМБИЯ	НОМЕР НАБОРА	ГОД ВЫПУСКА АВТОМБИЯ	ШТУЦЕР ПРОВОКНИИ ТОРМОЗОВ	WP КОД	МЕСТО	ИНДЕКС
						
Hyundai Accent						
Wszystkie modele, z ABS All models, with ABS Все модели, с ABS	ZWP-6003	01.00>		WP- 0 1 8 WP- 0 4 7 WP- 0 4 3 WP- 0 4 3 WP- 4 3 3 WP- 0 3 1	PL PP TL TP CL CP	105 105 0650 105 105 1500 105 105 0200 105 105 0200 105 105 2950 105 105 2200
Hyundai Elentra						
Wszystkie modele All models Все модели *67	ZWP-6011	11.95>09.00	0039T	WP- 1 7 3 2 WP- 7 3 8 WP- 1 2 2 WP- 8 2 0	PL PP CL CP	105 116 2500 105 116 0700 116 116 3700 116 116 2950
Hyundai Excel						
Wszystkie modele All models Все модели	ZWP-6001	07.94>12.99	0017P	WP- 1 4 1 WP- 5 8 1 WP- 1 3 5 WP- 1 3 5 WP- 3 5 5 WP- 3 5 1 WP- 5 3 0 WP- 5 2 7	PL PP TL TP SPL SPP STL STP	116 116 0600 116 116 1400 116 116 0150 116 116 0150 105 116 1150 105 116 1450 105 116 3250 105 116 2150
Hyundai Excel						
Wszystkie modele, z ABS All models, with ABS Все модели, с ABS	ZWP-6002	07.94>12.99	0017P 0107T	WP- 8 1 7 WP- 1 3 6 WP- 1 3 5 WP- 1 3 5 WP- 3 4 6 WP- 5 1 5 WP- 5 3 0 WP- 5 2 7	PL PP TL TP SPL SPP STL STP	116 116 2350 116 116 0850 116 116 0150 116 116 0150 105 116 0900 105 116 0750 105 116 3250 105 116 2150
Hyundai Excel						
Wszystkie modele, z ABS All models, with ABS Все модели, с ABS	ZWP-6003	01.00>	0017P 0107T	WP- 0 1 8 WP- 0 4 7 WP- 0 4 3 WP- 0 4 3 WP- 4 3 3 WP- 0 3 1	PL PP TL TP CL CP	105 105 0650 105 105 1500 105 105 0200 105 105 0200 105 105 2950 105 105 2200
Hyundai Getz						
Wszystkie modele, z ABS All models, with ABS Все модели, с ABS	ZWP-6012	09.02>		WP- 0 0 1 WP- 0 3 5 WP- 0 1 7 WP- 0 1 7 WP- 5 5 9 WP- 5 3 3 WP- 0 2 8 WP- 2 5 2	PL PP SPL SPP CL CP TL TP	105 105 0300 105 105 1100 105 105 0500 105 105 0500 105 105 2350 105 105 2750 105 105 0550 105 105 1050
Hyundai H-1						
Wszystkie modele, z ABS All models, with ABS Все модели, с ABS	ZWP-6013	02.02>		WP- 0 3 2 WP- 0 1 1 WP- 0 2 7 WP- 0 3 4 WP- 0 4 0 WP- 0 4 6 WP- 0 2 4 WP- 0 2 8 WP- 1 7 4 3 WP- 1 7 4 4	PL PP SPL SPP CL CP SPL SPP TL TP	105 105 2800 105 105 2300 105 105 1250 105 105 1200 105 105 3300 105 105 3500 105 105 0800 105 105 0550 105 105s 0650 105 105s 1300
Hyundai Lantra II						
Wszystkie modele All models Все модели *67	ZWP-6011	11.95>09.00		WP- 1 7 3 2 WP- 7 3 8 WP- 1 2 2 WP- 8 2 0	PL PP CL CP	105 116 2500 105 116 0700 116 116 3700 116 116 2950
Hyundai Matrix						
Wszystkie modele All models Все модели	ZWP-6015	06.01>		WP- 0 2 4 WP- 4 3 5 WP- 0 1 8 WP- 0 1 8 WP- 7 0 6 WP- 0 0 8 WP- 0 4 3 WP- 0 4 3	PL PP SPL SPP CL CP TL TP	105 105 0800 105 105 1600 105 105 0650 105 105 0650 105 105 2450 105 105 3000 105 105 0200 105 105 0200
Hyundai Pony						
Wszystkie modele, bez ABS All models, without ABS Все модели, без ABS	ZWP-6001	07.94>12.99	0017P 0107T	WP- 1 4 1 WP- 5 8 1 WP- 1 3 5 WP- 1 3 5 WP- 3 5 5 WP- 3 5 1 WP- 5 3 0 WP- 5 2 7	PL PP TL TP SPL SPP STL STP	116 116 0600 116 116 1400 116 116 0150 116 116 0150 105 116 1150 105 116 1450 105 116 3250 105 116 2150

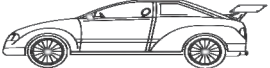






MARKA SAMOCHODU	NUMER ZESTAWU	ROK PRODUKCJI	ODPOWIETRNIK	KOD WP	POLOZENIE	INDEKS
CAR MODEL	NUMBER OF SET	PRODUCTION YEAR	BLEEDER SCREW	WP CODE	LOCATION	INDEX
МОДЕЛЬ АВТОМБИЯ	НОМЕР НАБОРА	ГОД ВЫПУСКА АВТОМБИЯ	ШТУЦЕР ПРОВОДАЧИ ТОРМОЗОВ	WP КОД	МЕСТО	ИНДЕКС
						
Hyundai Pony						
Wszystkie modele, z ABS All models, with ABS Все модели, с ABS	ZWP-6002	07.94>02.97	0017P	WP- 8 1 7	PL	116 116 2350
				WP- 1 3 6	PP	116 116 0850
				WP- 1 3 5	TL	116 116 0150
				WP- 1 3 5	TP	116 116 0150
				WP- 3 4 6	SPL	105 116 0900
				WP- 5 1 5	SPP	105 116 0750
				WP- 5 3 0	STL	105 116 3250
			0107T	WP- 5 2 7	STP	105 116 2150
Hyundai Pony						
Wszystkie modele, z ABS All models, with ABS Все модели, с ABS	ZWP-6003	01.00>	0017P	WP- 0 1 8	PL	105 105 0650
				WP- 0 4 7	PP	105 105 1500
				WP- 4 3 3	CL	105 105 2950
				WP- 0 3 1	CP	105 105 2200
				WP- 0 4 3	TL	105 105 0200
				WP- 0 4 3	TP	105 105 0200
			0107T			
Hyundai Santa Fe						
Wszystkie modele, z ABS All models, with ABS Все модели, с ABS	ZWP-6010	02.01>	0017P	WP- 0 0 2	PL	105 105 0850
				WP- 0 1 3	PP	105 105 0900
				WP- 0 3 5	SPL	105 105 1100
				WP- 2 5 2	SPP	105 105 1050
				WP- 3 9 0	CL	105 105 2250
				WP- 0 2 9	CP	105 105 3200
			0107T			
Isuzu Campo (TFR)						
Wszystkie modele All models Все модели	ZWP-6101	88>09.92		WP- 1 2 6	PL	116 116 0900
				WP- 1 2 0	PP	116 116 0550
				WP- 1 3 2	TL	116 116 1050
				WP- 1 2 0	TP	116 116 0550
				WP- 8 2 4	CC	116 116 3350
Isuzu Campo (TFR)						
2.2, 2.3, 2.5, 3.1	ZWP-6101	10.92>06.94		WP- 1 2 6	PL	116 116 0900
				WP- 1 2 0	PP	116 116 0550
				WP- 1 3 2	TL	116 116 1050
				WP- 1 2 0	TP	116 116 0550
				WP- 8 2 4	CC	116 116 3350
Isuzu Campo (TFR)						
2.3, 2.5	ZWP-6101	07.94>		WP- 1 2 6	PL	116 116 0900
				WP- 1 2 0	PP	116 116 0550
				WP- 1 3 2	TL	116 116 1050
				WP- 1 2 0	TP	116 116 0550
				WP- 8 2 4	CC	116 116 3350
Isuzu Campo (TFR)						
3.1	ZWP-6101	07.94>		WP- 1 2 6	PL	116 116 0900
				WP- 1 2 0	PP	116 116 0500
				WP- 1 3 2	TL	116 116 1050
				WP- 1 2 0	TP	116 116 0550
				WP- 8 2 4	CC	116 116 3350
KIA Carnival II						
	ZWP-6203	10.01>		WP- 1 7 4 5	PL	105 105x 0550
				WP- 0 2 3	PP	105 105 1800
				WP- 2 5 3	CL	105 105 4200
				WP- 0 5 0	CP	105 105 4100
				WP- 1 8 7 6	TL	105x 116 1200
				WP- 1 8 7 7	TP	105x 116 1250
KIA Picanto						
Wszystkie modele, z ABS All models, with ABS Все модели, с ABS	ZWP-6204	04.04>		WP- 0 2 7	PL	105 105 1250
				WP- 1 9 6	PP	105 105 1300
				WP- 0 3 6	CL	105 105 2100
				WP- 0 2 9	CP	105 105 3200
KIA Sorento						
Wszystkie modele, z ABS All models, with ABS Все модели, с ABS	ZWP-6205	08.02>		WP- 0 4 9	PL	105 105 1900
				WP- 0 4 2	PP	105 105 1700
				WP- 0 2 4	SPL	105 105 0800
				WP- 0 3 3	SPP	105 105 0700
				WP- 0 2 9	CL	105 105 3200
				WP- 0 0 8	CP	105 105 3000
				WP- 0 1 3	TL	105 105 0900
				WP- 0 1 8	TP	105 105 0650
Kia Sephia/Shuma						
	ZWP-6202	10.97>	0100P	WP- 0 2 5	CL	105 105 4300
				WP- 0 4 0	CP	105 105 3300
				WP- 7 0 3	POM-ABS	104 116 0450
				WP- 1 0 8 2	POM-ABS	104 116 0410
				WP- 1 0 8 2	PL	104 116 0410
				WP- 7 3 8	PP	105 116 0700
				WP- 7 3 9	ABS	105 116 0850
				WP- 5 0 4	TL	104 116 0700
				WP- 9 0 6	TP	105 116 0600

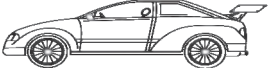





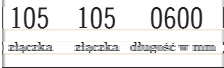
MARKA SAMOCHODU	NUMER ZESTAWU	ROK PRODUKCJI	ODPOWIETRNIK	KOD WP	POLOZENIE	INDEKS
CAR MODEL	NUMBER OF SET	PRODUCTION YEAR	BLEEDER SCREW	WP CODE	LOCATION	INDEX
МОДЕЛЬ АВТОМБИЯ	НОМЕР НАБОРА	ГОД ВЫПУСКА АВТОМБИЯ	ШТУЦЕР ПРОВОДАНИИ ТОРМОЗОВ	WP КОД	МЕСТО	ИНДЕКС
						
LANCIA A112						
Wszystkie modele All models Все модели	ZWP-6301	80>06.86	0100P	WP- 0 5 3	PL	112 112 0500
				WP- 0 5 2	PP	112 112 1050
				WP- 2 2 8	TL	112 112 0750
				WP- 1 6 0	TP	112 112 1150
				WP- 0 5 5	SP	112 112 2100
				WP- 2 2 9	ST	112 112 0250
LUBLIN						
	ZWP-6402			WP- 3 5 6	POM-ŁĄCZ P	105 105 1450
				WP- 3 5 6	POM-ŁĄCZ T	105 105 1450
				WP- 7 3 4	KOST-TRÓJ	105 112 2250
				WP- 2 6 5	KOST-RED	105 105 0950
				WP- 0 2 2	PL	105 105 1350
				WP- 0 2 2	PP	105 105 1350
				WP- 0 0 9	TL	105 105 0600
				WP- 0 2 7	TP	105 105 1250
				WP- 4 6 5	KOR	105 112 0150
ŁADA 1200						
Wszystkie modele All models Все модели	ZWP-8801	72>89	0100P	WP- 0 5 6	ZPL	112 112 0300
				WP- 0 5 6	ZPP	112 112 0300
				WP- 0 5 3	PL	112 112 0500
				WP- 1 6 5	PP	112 112 1400
				WP- 0 5 1	TL	112 112 0550
				WP- 1 5 4	TP	112 112 0950
				WP- 4 2 1	KOR-TRÓJ	112 112 1200
				WP- 1 5 5	CC	112 112 3500
ŁADA 1300						
Wszystkie modele All models Все модели	ZWP-8801	74>77	0100P	WP- 0 5 6	ZPL	112 112 0300
				WP- 0 5 6	ZPP	112 112 0300
				WP- 0 5 3	PL	112 112 0500
				WP- 1 6 5	PP	112 112 1400
				WP- 0 5 1	TL	112 112 0550
				WP- 1 5 4	TP	112 112 0950
				WP- 4 2 1	KOR-TRÓJ	112 112 1200
				WP- 1 5 5	CC	112 112 3500
ŁADA 1300						
Wszystkie modele All models Все модели	ZWP-8802	78>83	0100P	WP- 0 5 6	ZPL	112 112 0300
				WP- 0 5 6	ZPP	112 112 0300
				WP- 0 5 1	PL	112 112 0550
				WP- 1 6 5	PP	112 112 1400
				WP- 0 5 1	TL	112 112 0550
				WP- 1 5 4	TP	112 112 0950
				WP- 4 2 1	KOR-TRÓJ	112 112 1200
				WP- 1 5 5	CC	112 112 3500
ŁADA 1500						
Wszystkie modele All models Все модели	ZWP-8802	75>87	0100P	WP- 0 5 6	ZPL	112 112 0300
				WP- 0 5 6	ZPP	112 112 0300
				WP- 0 5 1	PL	112 112 0550
				WP- 1 6 5	PP	112 112 1400
				WP- 0 5 1	TL	112 112 0550
				WP- 1 5 4	TP	112 112 0950
				WP- 4 2 1	KOR-TRÓJ	112 112 1200
				WP- 1 5 5	CC	112 112 3500
ŁADA 1600						
Wszystkie modele All models Все модели	ZWP-8802	75>87	0100P	WP- 0 5 6	ZPL	112 112 0300
				WP- 0 5 6	ZPP	112 112 0300
				WP- 0 5 1	PL	112 112 0550
				WP- 1 6 5	PP	112 112 1400
				WP- 0 5 1	TL	112 112 0550
				WP- 1 5 4	TP	112 112 0950
				WP- 4 2 1	KOR-TRÓJ	112 112 1200
				WP- 1 5 5	CC	112 112 3500
ŁADA NIVA						
	ZWP-8803	79>		WP- 0 5 1	PL	112 112 0550
				WP- 0 5 4	PP	112 112 0900
				WP- 1 5 4	TL	112 112 0950
				WP- 1 5 4	TP	112 112 0950
				WP- 1 5 7	SP	112 112 3000
				WP- 1 5 2	ST	112 112 1250
ŁADA SAMARA						
Wszystkie modele All models Все модели	ZWP-8804	03.85>	0100P	WP- 0 5 1	PL	112 112 0550
				WP- 1 6 8	PP	112 112 1600
				WP- 0 5 6	TL	112 112 0300
				WP- 2 2 7	TP	112 112 1850
				WP- 4 1 1	ZTL	112 112 0800
				WP- 4 1 1	ZTP	112 112 0800
				WP- 1 6 6	CL	112 112 3300
				WP- 2 2 6	CP	112 112 3100

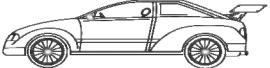





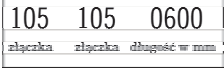
MARKA SAMOCHODU	NUMER ZESTAWU	ROK PRODUKCJI	ODPOWIETRNIK	KOD WP	POLOZENIE	INDEKS
CAR MODEL	NUMBER OF SET	PRODUCTION YEAR	BLEEDER SCREW	WP CODE	LOCATION	INDEX
МОДЕЛЬ АВТОМБИЯ	НОМЕР НАБОРА	ГОД ВЫПУСКА АВТОМБИЯ	ШТУЦЕР ПРКАЧНИ ТОРМОЗОВ	WP КОД	МЕСТО	ИНДЕКС
						
Mazda 121						
DB	ZWP-6501	11.90>01.96	0090P	WP- 1 3 6	PL	116 116 0850
				WP- 1 3 6	PP	116 116 0850
				WP- 4 3 1	TL	116 116 0650
				WP- 1 2 0	TP	116 116 0550
				WP- 8 2 3	CL	116 116 3250
				WP- 8 1 7	SPP	116 116 2350
				WP- 2 2 4	STP	116 116 1450
Mazda 6						
Wszystkie modele, benzyna, bez DSC All models, petrol, without DSC Все модели, бензин, без DSC	ZWP-6545	08.02>		WP- 1 4 1	PL	116 116 0600
				WP- 2 2 0	PP	116 116 1700
				WP- 1 4 3	CL	116 116 3300
				WP- 8 2 7	CP	116 116 4300
Mazda 6						
Wszystkie modele, benzyna, z DSC All models, petrol, with DSC Все модели, бензин, с DSC	ZWP-6546	08.02>		WP- 1 3 1	PL	116 116 0700
				WP- 2 1 8	PP	116 116 1800
				WP- 8 2 3	CL	116 116 3250
				WP- 1 7 3 7	CP	116 116 4350
Mazda 6						
Wszystkie modele, diesel, bez DSC All models, diesel, without DSC Все модели, diesel, без DSC	ZWP-6546	08.02>		WP- 1 4 1	PL	116 116 0600
				WP- 2 2 3	PP	116 116 1550
				WP- 1 4 3	CL	116 116 3300
				WP- 8 2 7	CP	116 116 4300
Mazda 6						
Wszystkie modele, diesel, z DSC All models, diesel, with DSC Все модели, diesel, с DSC	ZWP-6547	08.02>		WP- 1 3 1	PL	116 116 0700
				WP- 2 2 2	PP	116 116 1650
				WP- 8 2 3	CL	116 116 3250
				WP- 1 7 3 7	CP	116 116 4350
Mazda 323						
BD napęd przedni front-wheel drive передний привод	ZWP-6502	11.80>04.85	0090P	WP- 1 2 6	PL	116 116 0900
				WP- 1 2 4	PP	116 116 1350
				WP- 1 4 4	TL	116 116 0400
				WP- 1 3 1	TP	116 116 0700
				WP- 1 3 0	ZTL	116 116 0250
				WP- 1 3 0	ZTP	116 116 0250
				WP- 1 2 2	CL	116 116 3700
				WP- 1 2 2	CP	116 116 3700
				0089T		
Mazda 323						
BF Hetchback , Sedan	ZWP-6503	05.85>03.87	0090P	WP- 1 2 9	PL	116 116 1200
				WP- 1 2 6	PP	116 116 0900
				WP- 1 2 5	TL	116 116 0750
				WP- 1 4 4	TP	116 116 0400
				WP- 1 3 0	ZTL	116 116 0250
				WP- 1 3 0	ZTP	116 116 0250
				WP- 5 6 7	CL	116 116 3550
				WP- 5 6 7	CP	116 116 3550
				0069T		
Mazda 323						
BF Hetchback , Sedan	ZWP-6504	04.87>05.89	0090P	WP- 1 2 9	PL	116 116 1200
				WP- 1 2 6	PP	116 116 0900
				WP- 1 2 5	TL	116 116 0750
				WP- 1 4 4	TP	116 116 0400
				WP- 0 7 0	ZTL	116 116 0200
				WP- 0 7 0	ZTP	116 116 0200
				WP- 1 2 2	CL	116 116 3700
				WP- 1 2 2	CP	116 116 3700
				0069T		
Mazda 323						
BG 2WD	ZWP-6505	03.91>05.94	0090P	WP- 1 3 3	PL	116 116 1100
				WP- 1 3 2	PP	116 116 1050
				WP- 1 3 6	TL	116 116 0850
				WP- 1 2 0	TP	116 116 0550
				WP- 1 1 8	ZTL	116 116 0300
				WP- 1 1 8	ZTP	116 116 0300
				WP- 1 2 2	CL	116 116 3700
				WP- 4 4 9	CP	116 116 3800
				0089T		
				*66		
Mazda 323						
BG 2WD	ZWP-6506	03.91>05.94	0090P	WP- 1 3 6	PL	116 116 0850
				WP- 2 2 2	PP	116 116 1650
				WP- 1 3 6	TL	116 116 0850
				WP- 1 2 0	TP	116 116 0550
				WP- 1 3 1	CL	116 116 3700
				WP- 4 4 9	CP	116 116 3800
				0089T		
*67						
Mazda 323						
BW Wagon	ZWP-6507	01.86>06.95	0090P	WP- 1 2 9	PL	116 116 1200
				WP- 1 2 6	PP	116 116 0900
				WP- 1 4 4	TL	116 116 0400
				WP- 1 4 1	TP	116 116 0600
				WP- 0 7 0	ZTL	116 116 0200
				WP- 0 7 0	ZTP	116 116 0200
				WP- 4 4 9	CL	116 116 3800
				WP- 4 4 9	CP	116 116 3800
				0089T		
				*66		

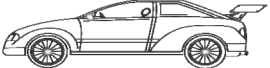






MARKA SAMOCHODU	NUMER ZESTAWU	ROK PRODUKCJI	ODPOWIETRNIK	KOD WP	POLOZENIE	INDEKS
CAR MODEL	NUMBER OF SET	PRODUCTION YEAR	BLEEDER SCREW	WP CODE	LOCATION	INDEX
МОДЕЛЬ АВТОМБИЯ	НОМЕР НАБОРА	ГОД ВЫПУСКА АВТОМБИЯ	ШТУЦЕР ПРОКАЧКИ ТОРМОЗОВ	WP КОД	МЕСТО	ИНДЕКС
						
Mazda 323						
FA Sedan	ZWP-6508	77>11.80	0086P	WP- 2 3 0	PL	113 113 0700
				WP- 2 1 3	PP	113 113 1100
				WP- 2 3 3	TL	113 113 0850
				WP- 2 3 4	TP	113 113 0550
			0090T	WP- 2 3 2	CC	113 113 3000
Mazda 323						
FA Wagon	ZWP-6509	10.81>12.85	0086P	WP- 2 3 0	PL	113 113 0700
				WP- 7 9 6	PP	113 113 1150
				WP- 7 9 4	TL	113 113 0500
				WP- 7 9 8	TP	113 113 1500
			0090T	WP- 8 0 1	CC	113 113 4200
Mazda 323						
GB Hatchback , Sedan	ZWP-6510	06.89>02.91	0090P	WP- 1 3 3	PL	116 116 1100
				WP- 1 3 2	PP	116 116 1050
				WP- 1 3 6	TL	116 116 0850
				WP- 1 4 1	TP	116 116 0600
				WP- 1 1 8	ZTL	116 116 0300
				WP- 1 1 8	ZTP	116 116 0300
				WP- 4 4 9	CL	116 116 3800
			0089T	WP- 4 4 9	CP	116 116 3800
Mazda 323						
BA bez ABS without ABS без ABS	ZWP-6511	06.94>04.98	0090P	WP- 1 3 3	PL	116 116 1100
				WP- 4 2 9	PP	116 116 1000
				WP- 1 3 3	TL	116 116 1100
				WP- 1 3 5	ZTL	116 116 0150
				WP- 1 3 5	ZTP	116 116 0150
				WP- 8 2 1	CL	116 116 3000
			0089T	WP- 8 2 1	CP	116 116 3000
Mazda 323						
BA Diesel bez F bez ABS BA Diesel without F, without ABS BA Diesel без F, без ABS	ZWP-6512	10.96>04.98	0090P	WP- 5 8 1	PL	116 116 1400
				WP- 4 2 9	PP	116 116 1000
				WP- 1 3 3	TL	116 116 1100
				WP- 1 3 5	ZTL	116 116 0150
				WP- 1 3 5	ZTP	116 116 0150
				WP- 8 2 1	CL	116 116 3000
			0089T	WP- 8 2 1	CP	116 116 3000
Mazda 323						
BA, F 1500 z ABS with ABS c ABS	ZWP-6513	05.94>07.95	0090P	WP- 1 3 1	PL	116 116 0700
				WP- 1 3 6	PP	116 116 0850
				WP- 1 3 3	TL	116 116 1100
				WP- 1 3 4	ZTL	116 116 0500
				WP- 1 3 4	ZTP	116 116 0500
				WP- 8 2 1	CL	116 116 3000
			0089T	WP- 8 2 1	CP	116 116 3000
Mazda 323						
BA, F 1500, 1800 z ABS with ABS c ABS	ZWP-6514	08.95>04.98	0090P	WP- 1 3 1	PL	116 116 0700
				WP- 1 3 6	PP	116 116 0850
				WP- 1 3 3	TL	116 116 1100
				WP- 1 3 5	ZTL	116 116 0150
				WP- 1 3 5	ZTP	116 116 0150
				WP- 8 2 1	CL	116 116 3000
			0089T	WP- 8 2 1	CP	116 116 3000
Mazda 323						
BA, F, 2000 bez ABS without ABS без ABS	ZWP-6515	05.94>04.98	0090P	WP- 5 8 1	PL	116 116 1400
				WP- 4 2 9	PP	116 116 1000
				WP- 1 3 3	TL	116 116 1100
				WP- 8 2 1	CL	116 116 3000
			0089T	WP- 8 2 1	CP	116 116 3000
Mazda 323						
BA, 2000 z ABS with ABS c ABS	ZWP-6516	05.94>	0090P	WP- 1 3 1	PL	116 116 0700
				WP- 8 1 2	PP	116 116 1750
				WP- 1 3 3	TL	116 116 1100
				WP- 8 2 1	CL	116 116 3000
			0089T	WP- 8 2 1	CP	116 116 3000
Mazda 323						
BJ z ABS with ABS c ABS	ZWP-6517	05.98>10.03		WP- 1 3 6	PL	116 116 0850
				WP- 1 4 6	PP	116 116 2100
				WP- 8 2 3	CL	116 116 3250
				WP- 8 2 8	CP	116 116 4400
Mazda 616						
Wszystkie modele All models Все модели *69 *72	ZWP-6518	70>78	0086P	WP- 2 4 2	PL	113 113 1050
				WP- 2 3 4	PP	113 113 0550
				WP- 2 4 3	TL	113 113 0450
				WP- 2 4 4	TP	113 113 1000
			0089T	WP- 2 3 2	CC	113 113 3000
Mazda 626						
CB	ZWP-6519	02.79>08.80	0090P	WP- 2 3 8	PL	113 113 0350
				WP- 2 4 7	PP	113 113 1950
				WP- 2 3 4	TL	113 113 0550
				WP- 2 4 8	TP	113 113 1600
			0089T	WP- 8 0 0	CC	113 113 2800

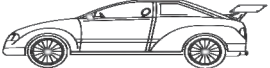





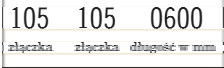
MARKA SAMOCHODU	NUMER ZESTAWU	ROK PRODUKCJI	ODPOWIETRNIK	KOD WP	POLOZENIE	INDEKS
CAR MODEL	NUMBER OF SET	PRODUCTION YEAR	BLEEDER SCREW	WP CODE	LOCATION	INDEX
МОДЕЛЬ АВТОМБИЯ	НОМЕР НАБОРА	ГОД ВЫПУСКА АВТОМБИЯ	ШТУЦЕР ПРОКАЧКИ ТОРМОЗОВ	WP КОД	МЕСТО	ИНДЕКС
						
Mazda 626						
BG	ZWP-6520	09.80>10.82	0090P	WP- 1 3 4	PL	116 116 0500
				WP- 8 1 5	PP	116 116 2150
				WP- 1 4 1	TL	116 116 0600
				WP- 2 5 1	TP	116 116 1600
			0089T	WP- 1 2 1	CC	116 116 2800
Mazda 626						
GC	ZWP-6521	11.82>06.85	0086P	WP- 1 3 1	PL	116 116 0700
				WP- 1 3 2	PP	116 116 1050
				WP- 1 1 8	TL	116 116 0300
				WP- 1 2 5	TP	116 116 0750
				WP- 1 1 8	ZTL	116 116 0300
				WP- 1 1 8	ZTP	116 116 0300
			0089T	WP- 2 3 6	CL	116 116 3200
			0086T	WP- 1 4 3	CP	116 116 3300
Mazda 626						
GC	ZWP-6522	07.85>05.87	0086P	WP- 1 2 5	PL	116 116 0750
				WP- 1 3 2	PP	116 116 1050
				WP- 1 4 8	TL	116 116 0800
				WP- 1 1 8	ZTL	116 116 0300
				WP- 1 1 8	ZTP	116 116 0300
			0089T	WP- 2 3 6	CL	116 116 3200
			0086T	WP- 8 2 4	CP	116 116 3350
Mazda 626						
GD 2WS	ZWP-6523	06.87>08.91	0088P	WP- 1 2 5	PL	116 116 0750
				WP- 4 2 9	PP	116 116 1000
				WP- 1 3 1	TL	116 116 0700
				WP- 1 1 8	ZTL	116 116 0300
				WP- 1 1 8	ZTP	116 116 0300
				WP- 8 2 3	CL	116 116 3250
*66			0086T	WP- 8 2 5	CP	116 116 3450
Mazda 626						
GD 2WS	ZWP-6524	06.87>08.91	0088P	WP- 1 2 5	PL	116 116 0750
				WP- 4 2 9	PP	116 116 1000
				WP- 1 3 1	TL	116 116 0700
				WP- 8 2 3	CL	116 116 3250
*67			0086T	WP- 8 2 5	CP	116 116 3450
Mazda 323						
GE 4-drzwi, 5-drzwi 2WD bez ABS GE 4-doors, 5-doors 2WD without ABS GE 4-двери, 5-дверил 2WD без ABS	ZWP-6525	08.91>08.97	0086P	WP- 1 3 1	PL	116 116 0700
				WP- 1 4 5	PP	116 116 1850
				WP- 8 2 8	CL	116 116 4400
			0086T	WP- 8 2 3	CP	116 116 3250
Mazda 626						
GE 4-drzwi, 5-drzwi 2WD z ABS GE 4-doors, 5-doors 2WD with ABS, without diesel GE 4-двери, 5-дверил 2WD с ABS, без diesel	ZWP-6526	08.91>08.97	0086P	WP- 1 4 4	PL	116 116 0400
				WP- 2 2 2	PP	116 116 1650
				WP- 8 2 3	CL	116 116 3250
			0086T	WP- 8 2 8	CP	116 116 4400
Mazda 626						
GV Kombi 2WD bez ABS, bez diesel without ABS, without diesel без ABS, без diesel	ZWP-6524	10.89>02.92	0086P	WP- 1 2 5	PL	116 116 0750
				WP- 4 2 9	PP	116 116 1000
				WP- 1 3 1	TL	116 116 0700
				WP- 8 2 3	CL	116 116 3250
			0086T	WP- 8 2 5	CP	116 116 3450
Mazda 626						
GV Kombi 2WD z ABS, bez diesel with ABS, without diesel с ABS, без diesel	ZWP-6524	10.89>02.92	0086P	WP- 1 2 5	PL	116 116 0750
				WP- 4 2 9	PP	116 116 1000
				WP- 1 3 1	TL	116 116 0700
				WP- 8 2 3	CL	116 116 3250
			0086T	WP- 8 2 5	CP	116 116 3450
Mazda 626						
GV Kombi 2WD bez ABS, bez diesel without ABS, without diesel без ABS, без diesel	ZWP-6529	03.92>97	0086P	WP- 1 2 5	PL	116 116 0750
				WP- 4 2 9	PP	116 116 1000
				WP- 1 3 1	TL	116 116 0700
				WP- 8 2 3	CL	116 116 3250
			0086T	WP- 1 4 3	CP	116 116 3300
Mazda 626						
GV Kombi 2WD z ABS z ABS, bez diesel with ABS, without diesel с ABS, без diesel	ZWP-6530	03.92>97	0086P	WP- 1 3 4	PL	116 116 0500
				WP- 5 8 1	PP	116 116 1400
				WP- 1 3 1	TL	116 116 0700
				WP- 8 2 3	CL	116 116 3250
			0086T	WP- 8 2 5	CP	116 116 3450
Mazda 626						
GF z ABS with ABS с ABS	ZWP-6531	02.98>10.02	0088P	WP- 1 2 3	PL	116 116 0450
				WP- 8 1 2	PP	116 116 1750
				WP- 1 4 4	TL	116 116 0400
				WP- 1 4 4	TP	116 116 0400
				WP- 1 4 3	CL	116 116 3300
*66			0086T	WP- 8 2 8	CP	116 116 4400

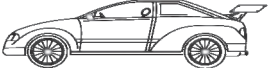





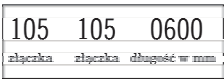
MARKA SAMOCHODU	NUMER ZESTAWU	ROK PRODUKCJI	ODPOWIETRNIK	KOD WP	POLOZENIE	INDEKS	
CAR MODEL	NUMBER OF SET	PRODUCTION YEAR	BLEEDER SCREW	WP CODE	LOCATION	INDEX	
МОДЕЛЬ АВТОБИЛЯ	НОМЕР НАБОРА	ГОД ВЫПУСКА АВТОБИЛЯ	ШТУЦЕР ПРΟΚΑΚΗΝΙ ΤΟΡΜΟΖΩΝ	WP ΚΟΔ	ΜΕΣΤΟ	ΙΝΔΕΚΣ	
							
Mazda 626							
GW	ZWP-6532	02.98>10.02	0088P	WP- 1 2 3	PL	116 116 0450	
z ABS				WP- 8 1 2	PP	116 116 1750	
with ABS				WP- 1 4 3	CL	116 116 3300	
c ABS				WP- 8 2 8	CP	116 116 4400	
Mazda 818							
Wszystkie modele	ZWP-6533	73>78	0091P	WP- 2 3 0	PL	113 113 0700	
All models				WP- 2 3 9	PP	113 113 1200	
Все модели				WP- 2 3 8	TL	113 113 0350	
				WP- 2 4 2	TP	113 113 1050	
				0089T	WP- 2 4 5	CC	113 113 2600
Mazda 626							
Wszystkie modele	ZWP-6534	73>80	0086P	WP- 2 4 6	PL	113 113 0200	
All models				WP- 2 4 7	PP	113 113 1950	
Все модели				WP- 2 3 4	TL	113 113 0550	
				WP- 2 4 8	TP	113 113 1600	
				0089T	WP- 2 4 9	CC	113 113 2900
Mazda 1300							
Sedan	ZWP-6535	01.71>76	0091P	WP- 2 3 7	ZPL	113 113 0300	
				WP- 2 3 7	ZPP	113 113 0300	
				WP- 2 3 7	PL	113 113 0300	
				WP- 2 3 3	PP	113 113 0850	
*02				WP- 2 3 1	TL	113 113 1100	
*69				WP- 7 9 3	TP	113 113 0400	
*73				0090T	WP- 2 4 9	CC	113 113 2900
Mazda 1300							
Sedan	ZWP-6536	01.71<07.75	0091P	WP- 2 3 7	ZPL	113 113 0300	
				WP- 2 3 7	ZPP	113 113 0300	
				WP- 2 3 7	PL	113 113 0300	
				WP- 2 3 3	PP	113 113 0850	
*02				WP- 2 3 3	TL	113 113 0850	
*69				WP- 2 3 4	TP	113 113 0550	
*74				0090T	WP- 2 3 2	CC	113 113 3000
Mazda 1300							
Kombi	ZWP-6537	01.71>76	0091P	WP- 2 3 7	ZPL	113 113 0300	
				WP- 2 3 7	ZPP	113 113 0300	
				WP- 2 4 6	PL	113 113 0200	
				WP- 7 9 7	PP	113 113 1400	
				WP- 2 4 2	TL	113 113 1050	
*02				WP- 7 9 3	TP	113 113 0400	
*69				WP- 7 9 5	SP	113 113 0900	
*73				0090T	WP- 2 4 6	ST	113 113 2600
Mazda 1300							
Kombi	ZWP-6538	01.71>76	0091P	WP- 2 3 7	ZPL	113 113 0300	
				WP- 2 3 7	ZPP	113 113 0300	
				WP- 2 3 8	PL	113 113 0350	
				WP- 2 3 9	PP	113 113 1200	
				WP- 2 3 3	TL	113 113 0850	
				WP- 2 3 4	TP	113 113 0550	
				WP- 7 9 9	CL	113 113 2350	
*02				WP- 2 4 0	SPP	113 113 0650	
*69				0090T	WP- 2 3 7	STP	113 113 0300
*74							
Mazda B							
2000, 2200, 2600	ZWP-6539	11.89>96	0086P	WP- 1 3 4	PL	116 116 0500	
				WP- 8 1 3	PP	116 116 1950	
				WP- 2 2 3	TL	116 116 1550	
kabina				WP- 1 2 0	TP	116 116 0550	
cockpit				WP- 4 4 9	SP	116 116 3800	
кабина				WP- 8 1 0	ST	116 116 1250	
Mazda B							
2000, 2200, 2600	ZWP-6540	11.89>96	0086P	WP- 1 3 4	PL	116 116 0500	
				WP- 8 1 3	PP	116 116 1950	
				WP- 2 2 3	TL	116 116 1550	
podwójna kabina				WP- 1 2 0	TP	116 116 0550	
dual cockpit				WP- 8 2 3	SP	116 116 3250	
двойная кабина				WP- 1 2 6	ST	116 116 0900	
Mazda E							
2000, 2200 Van, Kombi	ZWP-6541	01.84>11.87	0090P	WP- 2 2 3	PL	116 116 1550	
				WP- 2 2 3	PP	116 116 1550	
				WP- 4 2 9	TL	116 116 1000	
koła pojedyncze				WP- 2 5 1	TP	116 116 1600	
single wheels				WP- 4 2 0	SP	116 116 4200	
одинарные колеса				0089T	WP- 1 1 8	ST	116 116 0300
Mazda E							
2000, 2200 Pick-up	ZWP-6542	12.87>	0090P	WP- 1 2 4	PL	116 116 1350	
				WP- 2 3 5	PP	116 116 2200	
				WP- 1 3 3	TL	116 116 1100	
koła pojedyncze				WP- 2 2 2	TP	116 116 1650	
single wheels				WP- 4 4 9	SP	116 116 3800	
одинарные колеса				0089T	WP- 5 8 1	ST	116 116 1400

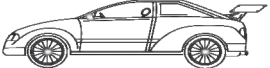






MARKA SAMOCHODU	NUMER ZESTAWU	ROK PRODUKCJI	ODPOWIETRNIK	KOD WP	POLOZENIE	INDEKS				
CAR MODEL	NUMBER OF SET	PRODUCTION YEAR	BLEEDER SCREW	WP CODE	LOCATION	INDEX				
МОДЕЛЬ АВТОМБИЛЯ	НОМЕР НАБОРА	ГОД ВЫПУСКА АВТОМБИЛЯ	ШТУЦЕР ПРОКАЧКИ ТОРМОЗОВ	WP КОД	МЕСТО	ИНДЕКС				
										
Mazda E										
2000, 2200 Pick-up	ZWP-6543	12.87>	0090P	WP- 8 1 0	PL	116 116 1250				
koła podwójne twin wheels двойные колеса				WP- 8 1 0	PP	116 116 1250				
				WP- 1 3 6	TL	116 116 0850				
				WP- 1 2 4	TP	116 116 1350				
				WP- 4 4 9	CC	116 116 3800				
Mazda E										
2000, 2200 Van, Kombi	ZWP-6544	12.87>	0090P	WP- 2 2 3	PL	116 116 1550				
				WP- 2 2 3	PP	116 116 1550				
				WP- 4 2 9	TL	116 116 1000				
				WP- 2 5 1	TP	116 116 1600				
				WP- 8 2 6	SP	116 116 3950				
				WP- 1 4 4	ST	116 116 0400				
Mercedes A (W168)										
Wszystkie modele All models Все модели	ZWP-6651	07.97>08.04		WP- 0 2 8	PL	105 105 0550				
*66				WP- 4 3 5	PP	105 105 1600				
				WP- 0 4 8	CL	105 105 2500				
				WP- 0 3 0	CP	105 105 3700				
				WP- 0 3 3	TL	105 105 0700				
Mercedes A (W168)										
Wszystkie modele All models Все модели	ZWP-6652	07.97>08.04		WP- 0 2 8	PL	105 105 0550				
*67				WP- 4 3 5	PP	105 105 1600				
				WP- 0 4 8	CL	105 105 2500				
				WP- 0 3 0	CP	105 105 3700				
				WP- 0 1 8	TL	105 105 0650				
				WP- 0 1 8	TP	105 105 0650				
Mercedes A (W169)										
Wszystkie modele All models Все модели	ZWP-6653	09.04>		WP- 0 2 8	PL	105 105 0550				
*66				WP- 4 3 5	PP	105 105 1600				
				WP- 0 2 0	CL	105 105 3400				
				WP- 0 2 5	CP	105 105 4300				
				WP- 0 3 3	TL	105 105 0700				
				WP- 0 3 3	TP	105 105 0700				
Mercedes A (W169)										
Wszystkie modele All models Все модели	ZWP-6654	09.04>		WP- 0 2 8	PL	105 105 0550				
*67				WP- 4 3 5	PP	105 105 1600				
				WP- 0 2 0	CL	105 105 3400				
				WP- 0 2 5	CP	105 105 4300				
				WP- 0 1 8	TL	105 105 0650				
				WP- 0 1 8	TP	105 105 0650				
Mercedes-Benz W114										
	ZWP-6601	68>70	0010P	WP- 0 0 1	PL	105 105 0300				
				0011P	WP- 0 3 4	PP	105 105 1200			
				0088T	WP- 0 4 1	TL	105 105 0350			
					WP- 0 3 5	TP	105 105 1100			
					WP- 1 6 7	CC	105 105 2600			
				0011T						
Mercedes-Benz W114										
Diesel	ZWP-6602	68>70	0010P	WP- 0 0 1	PL	105 105 0300				
				0011P	WP- 0 3 4	PP	105 105 1200			
				0088T	WP- 0 2 4	TL	105 105 0800			
					WP- 0 2 4	TP	105 105 0800			
					WP- 1 6 7	CC	105 105 2600			
				0011T						
Mercedes-Benz W114										
	ZWP-6603	71>76	0085P	WP- 0 4 3	ZPL	105 105 0200				
				0011P	WP- 0 4 3	ZPP	105 105 0200			
				0088T	WP- 0 0 1	PL	105 105 0300			
					WP- 1 9 6	PP	105 105 1300			
				0011T	WP- 0 0 1	TL	105 105 0300			
					WP- 0 1 3	TP	105 105 0900			
					WP- 0 4 3	ZTL	105 105 0200			
				0088T	WP- 0 4 3	ZTP	105 105 0200			
					WP- 0 3 0	CC	105 105 3700			
				0011T						
				Mercedes-Benz W123						
				Wszystkie modele All models Все модели	ZWP-6604	01.76>83	0085P	WP- 0 4 5	PL	105 105 0400
				0011P	WP- 0 4 7	PP	105 105 1500			
				0088T	WP- 0 0 5	TL	105 105 0450			
					WP- 0 1 3	TP	105 105 0900			
					WP- 0 4 0	CC	105 105 3300			
				0011T						
Mercedes-Benz W124										
Wszystkie modele bez ABS, do nr.A060861 All models without ABS, to no.A060861 Все модели без ABS, к нет.A060861	ZWP-6605	01.85>08.89	0085P	WP- 0 1 7	PL	105 105 0500				
				0011P	WP- 0 4 7	PP	105 105 1500			
				0088T	WP- 0 1 7	TL	105 105 0500			
					WP- 0 1 3	TP	105 105 0900			
					WP- 3 5 8	CC	105 105 4000			
				0011T						
Mercedes-Benz W124										
Wszystkie modele bez ABS, od nr.A060862 All models without ABS, from no.A060862 Все модели без ABS, от нет.A060862	ZWP-6606	01.85>08.89	0085P	WP- 0 0 9	PL	105 105 0600				
				0011P	WP- 0 4 2	PP	105 105 1700			
				0088T	WP- 0 1 7	TL	105 105 0500			
					WP- 0 1 3	TP	105 105 0900			
					WP- 3 5 8	CC	105 105 4000			
				0011T						

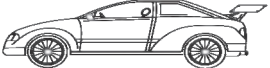





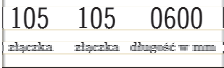
MARKA SAMOCHODU	NUMER ZESTAWU	ROK PRODUKCJI	ODPOWIETRNIK	KOD WP	POLOZENIE	INDEKS
CAR MODEL	NUMBER OF SET	PRODUCTION YEAR	BLEEDER SCREW	WP CODE	LOCATION	INDEX
МОДЕЛЬ АВТОМОБИЛЯ	НОМЕР НАБОРА	ГОД ВЫПУСКА АВТОМОБИЛЯ	ШТУЦЕР ПРОКАЧКИ ТОРМОЗОВ	WP КОД	МЕСТО	ИНДЕКС
						
Mercedes-Benz W124						
Wszystkie modele bez 4x4, z ABS, nr.A0608, nr.A060082 All models without 4x4, with ABS, no.A0608, no.A060082 Все модели без 4x4, с ABS, нет.A0608, nr.A060082	ZWP-6607	01.85>08.89	0085P 0011P 0088T 0011T	WP- 2 5 2	PL	105 105 1050
				WP- 4 2 8	PP	105 105 2050
				WP- 0 1 7	TL	105 105 0500
				WP- 0 1 3	TP	105 105 0900
				WP- 0 4 2	SP	105 105 1700
				WP- 4 3 3	ST	105 105 2950
Mercedes-Benz W124						
Wszystkie modele bez 4x4, z ABS, nr.A060862 - A476019 All models without 4x4, with ABS, no.A060862 - A476019 Все модели без 4x4, с ABS, нет.A060862 - A476019	ZWP-6608	01.85>08.89	0085P 0011P 0088T 0011T	WP- 2 5 2	PL	105 105 1050
				WP- 0 1 5	PP	105 105 2700
				WP- 0 1 7	TL	105 105 0500
				WP- 0 1 3	TP	105 105 0900
				WP- 0 4 2	SP	105 105 1700
				WP- 4 3 3	ST	105 105 2950
Mercedes-Benz W124						
Wszystkie modele bez 4x4, z ABS, nr.A476020 - All models without 4x4, with ABS, no.A476020 - Все модели без 4x4, с ABS, нет.A476020 -	ZWP-6609	01.85>08.89	0085P 0011P 0088T 0011T	WP- 0 2 7	PL	105 105 1250
				WP- 3 9 0	PP	105 105 2250
				WP- 0 1 7	TL	105 105 0500
				WP- 0 1 3	TP	105 105 0900
				WP- 0 1 2	SP	105 105 1650
				WP- 4 3 3	ST	105 105 2950
Mercedes-Benz W124						
TD, Model B z ABS with ABS c ABS	ZWP-6610	89>95		WP- 2 5 6	CP	105 105 1750
				WP- 4 3 3	CL	105 105 2950
				WP- 0 1 7	TL	105 105 0500
				WP- 0 0 2	TP	105 105 0850
				WP- 0 3 4	PL	105 105 1200
				WP- 0 3 6	PP	105 105 2100
				WP- 0 1 3	POM-ABS	105 105 0900
				WP- 0 0 2	POM-ABS	105 105 0850
Mercedes-Benz W126						
Wszystkie modele, bez ABS All models, without ABS Все модели, без ABS	ZWP-6611	>84	0085P 0011P 0088T 0011T	WP- 0 1 7	PL	105 105 0500
				WP- 0 4 7	PP	105 105 1500
				WP- 0 4 5	TL	105 105 0400
				WP- 2 5 2	TP	105 105 1050
				WP- 7 1 1	CC	105 105 3550
Mercedes-Benz W126						
Wszystkie modele, z ABS All models, with ABS Все модели, с ABS	ZWP-6612	>08.85	0085P 0011P 0088T 0011T	WP- 0 4 7	PL	105 105 1000
				WP- 0 3 6	PP	105 105 2100
				WP- 0 2 4	TL	105 105 0800
				WP- 0 4 7	TP	105 105 1000
				WP- 0 4 2	SP	105 105 1700
				WP- 4 3 2	ST	105 105 3250
Mercedes-Benz W126						
Wszystkie modele, z ABS All models, with ABS Все модели, с ABS	ZWP-6613	09.85>93	0085P 0011P 0088T 0011T	WP- 0 4 7	PL	105 105 1000
				WP- 0 3 6	PP	105 105 2100
				WP- 0 4 1	TL	105 105 0350
				WP- 0 4 7	TP	105 105 1000
				WP- 0 4 2	SP	105 105 1700
				WP- 7 0 6	ST	105 105 2450
Mercedes-Benz W201						
Wszystkie modele, bez ABS, nr.179755 All models, without ABS, no.179755 Все модели, без ABS, нет.179755	ZWP-6614	04.82>85	0011P 0015T	WP- 0 2 8	PL	105 105 0550
				WP- 0 3 9	PP	105 105 1550
				WP- 0 1 8	TL	105 105 0650
				WP- 0 3 3	TP	105 105 0700
				WP- 5 3 4	CC	105 105 3750
Mercedes-Benz W201						
Wszystkie modele, z ABS, nr.179755 All models, with ABS, no.179755 Все модели, с ABS, нет.179755	ZWP-6615	04.82>85	0011P 0015T	WP- 0 3 3	PL	105 105 0700
				WP- 4 2 8	PP	105 105 2050
				WP- 0 1 8	TL	105 105 0650
				WP- 0 3 3	TP	105 105 0700
				WP- 3 5 6	SP	105 105 1450
				WP- 0 1 5	ST	105 105 2700
Mercedes-Benz W201						
190, 190E, 190D bez ABS, nr.179756 without ABS, no.179756 без ABS, нет.179756	ZWP-6616	85>93	0011P 0015T	WP- 0 1 8	PL	105 105 0650
				WP- 0 1 2	PP	105 105 1650
				WP- 0 1 8	TL	105 105 0650
				WP- 0 3 3	TP	105 105 0700
				WP- 5 3 4	CC	105 105 3750
Mercedes-Benz W201						
190, 190E, 190D z ABS, nr.179756 with ABS, no.179756 с ABS, нет.179756	ZWP-6617	85>93	0011P 0015T	WP- 0 1 3	PL	105 105 0900
				WP- 4 2 8	PP	105 105 2050
				WP- 0 1 8	TL	105 105 0650
				WP- 0 3 3	TP	105 105 0700
				WP- 3 5 6	SP	105 105 1450
				WP- 0 1 5	ST	105 105 2700

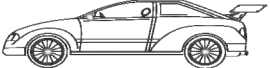





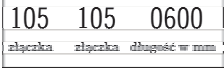
MARKA SAMOCHODU	NUMER ZESTAWU	ROK PRODUKCJI	ODPOWIETRNIK	KOD WP	POLOZENIE	INDEKS
CAR MODEL	NUMBER OF SET	PRODUCTION YEAR	BLEEDER SCREW	WP CODE	LOCATION	INDEX
МОДЕЛЬ АВТОМБИЛЯ	НОМЕР НАБОРА	ГОД ВЫПУСКА АВТОМБИЛЯ	ШТУЦЕР ПРОКАЧКИ ТОРМОЗОВ	WP КОД	МЕСТО	ИНДЕКС
						
Mercedes-Benz W201						
190D 2.5TD bez ABS without ABS без ABS	ZWP-6618	11.87>93	0011P	WP- 0 1 8	PL	105 105 0650
				WP- 0 3 1	PP	105 105 2200
				WP- 0 1 8	TL	105 105 0650
				WP- 0 3 3	TP	105 105 0700
			0015T	WP- 5 3 4	CC	105 105 3750
Mercedes-Benz W201						
190D 2.5TD z ABS with ABS c ABS	ZWP-6619	11.87>93	0011P	WP- 0 1 3	PL	105 105 0900
				WP- 0 2 3	PP	105 105 1800
				WP- 0 1 8	TL	105 105 0650
				WP- 0 3 3	TP	105 105 0700
				WP- 3 5 6	SP	105 105 1450
			0015T	WP- 0 1 5	ST	105 105 2700
Mercedes-Benz W201						
190E 2.6 z ABS with ABS c ABS	ZWP-6619	04.86>93	0011P	WP- 0 1 3	PL	105 105 0900
				WP- 0 2 3	PP	105 105 1800
				WP- 0 1 8	TL	105 105 0650
				WP- 0 3 3	TP	105 105 0700
				WP- 3 5 6	SP	105 105 1450
			0015T	WP- 0 1 5	ST	105 105 2700
Mercedes-Benz W210						
220 CDI, 320 CDI	ZWP-6620	05.99>03.02		WP- 0 2 4	PL	105 105 0800
				WP- 0 3 1	PP	105 105 2200
				WP- 0 2 9	TL	105 105 3200
				WP- 0 0 7	TP	105 105 3900
				WP- 2 5 2	CL	105 105 1050
				WP- 1 1 5	CP	105 105 1150
Mercedes-Benz W211						
E220 CDI, E320 CDI, E270 CDI	ZWP-6621	01.02>		WP- 0 1 4	PL	105 105 2400
				WP- 0 2 7	PP	105 105 1250
				WP- 0 3 6	TL	105 105 2100
				WP- 5 7 1	TP	105 105 3850
				WP- 0 3 6	CC	105 105 2100
Mercedes-Benz L200						
207D, 208D (371, 376)	ZWP-6622		0039P	WP- 0 4 3	ZPL	105 105 0200
				WP- 0 4 3	ZPP	105 105 0200
				WP- 0 1 3	PL	105 105 0900
				WP- 0 3 1	PP	105 105 2200
				WP- 0 2 7	TL	105 105 1250
				WP- 0 3 3	TP	105 105 0700
				WP- 0 1 5	SP	105 105 2900
			0033T	WP- 0 3 3	ST	105 105 0700
Mercedes-Benz L200						
207D, 208D (372, 377)	ZWP-6623		0039P	WP- 0 4 3	ZPL	105 105 0200
				WP- 0 4 3	ZPP	105 105 0200
				WP- 0 1 3	PL	105 105 0900
				WP- 0 3 1	PP	105 105 2200
				WP- 0 2 7	TL	105 105 1250
				WP- 0 3 3	TP	105 105 0700
				WP- 0 2 9	SP	105 105 3200
			0033T	WP- 0 3 3	ST	105 105 0700
Mercedes-Benz L200						
208, 210 (071, 076)	ZWP-6624		0039P	WP- 0 4 3	ZPL	105 105 0200
				WP- 0 4 3	ZPP	105 105 0200
				WP- 0 1 3	PL	105 105 0900
				WP- 0 3 1	PP	105 105 2200
				WP- 0 2 7	TL	105 105 1250
				WP- 0 3 3	TP	105 105 0700
				WP- 0 1 6	SP	105 105 2900
			0033T	WP- 0 3 3	ST	105 105 0700
Mercedes-Benz L200						
208, 210 (072, 077)	ZWP-6623		0039P	WP- 0 4 3	ZPL	105 105 0200
				WP- 0 4 3	ZPP	105 105 0200
				WP- 0 1 3	PL	105 105 0900
				WP- 0 3 1	PP	105 105 2200
				WP- 0 2 7	TL	105 105 1250
				WP- 0 3 3	TP	105 105 0700
				WP- 0 2 9	SP	105 105 3200
			0033T	WP- 0 3 3	ST	105 105 0700
Mercedes-Benz L200						
209D, 210D (476)	ZWP-6625		0039P	WP- 0 4 3	ZPL	105 105 0200
				WP- 0 4 3	ZPP	105 105 0200
				WP- 0 1 3	PL	105 105 0900
				WP- 0 3 1	PP	105 105 2200
				WP- 0 2 7	TL	105 105 1250
				WP- 0 3 3	TP	105 105 0700
				WP- 0 4 8	SP	105 105 2500
			0033T	WP- 0 3 3	ST	105 105 0700

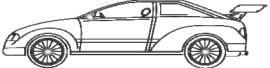






MARKA SAMOCHODU	NUMER ZESTAWU	ROK PRODUKCJI	ODPOWIETRNIK	KOD WP	POLOZENIE	INDEKS				
CAR MODEL	NUMBER OF SET	PRODUCTION YEAR	BLEEDER SCREW	WP CODE	LOCATION	INDEX				
МОДЕЛЬ АВТОМБИЛЯ	НОМЕР НАБОРА	ГОД ВЫПУСКА АВТОМБИЛЯ	ШТУЦЕР ПРОКАЧКИ ТОРМОЗОВ	WP КОД	МЕСТО	ИНДЕКС				
										
Mercedes-Benz L200										
Nr.027688, 649391-999999 207D, 208D (311, 312, 316, 317, 361, 366)	ZWP-6626		0039P	WP- 2 0 5	ZPL	105 105 0150				
				WP- 2 0 5	ZPP	105 105 0150				
				WP- 0 1 3	PL	105 105 0900				
				WP- 0 3 1	PP	105 105 2200				
				WP- 0 2 7	TL	105 105 1250				
				WP- 0 3 3	TP	105 105 0700				
				WP- 0 1 6	SP	105 105 2900				
				0033T	WP- 0 3 3	ST	105 105 0700			
				Mercedes-Benz L200						
				Nr.027688, 649391-999999 207D, 208D (018)	ZWP-6627		0039P	WP- 2 0 5	ZPL	105 105 0150
WP- 2 0 5	ZPP	105 105 0150								
WP- 0 1 3	PL	105 105 0900								
WP- 0 3 1	PP	105 105 2200								
WP- 0 2 7	TL	105 105 1250								
WP- 0 3 3	TP	105 105 0700								
WP- 0 2 9	SP	105 105 3200								
0033T	WP- 0 3 3	ST	105 105 0700							
Mercedes-Benz L200										
Nr.027688, 649391-999999 207D, 208D (362, 367)	ZWP-6627		0039P					WP- 2 0 5	ZPL	105 105 0150
				WP- 2 0 5	ZPP	105 105 0150				
				WP- 0 1 3	PL	105 105 0900				
				WP- 0 3 1	PP	105 105 2200				
				WP- 0 2 7	TL	105 105 1250				
				WP- 0 3 3	TP	105 105 0700				
				WP- 0 2 9	SP	105 105 3200				
				0033T	WP- 0 3 3	ST	105 105 0700			
				Mercedes-Benz L200						
				Nr.027688, 649391-999999 208, 210 (011, 012, 016, 017, 061, 066)	ZWP-6626		0039P	WP- 2 0 5	ZPL	105 105 0150
WP- 2 0 5	ZPP	105 105 0150								
WP- 0 1 3	PL	105 105 0900								
WP- 0 3 1	PP	105 105 2200								
WP- 0 2 7	TL	105 105 1250								
WP- 0 3 3	TP	105 105 0700								
WP- 0 1 6	SP	105 105 2900								
0033T	WP- 0 3 3	ST	105 105 0700							
Mercedes-Benz L200										
Nr.027688, 649391-999999 208, 210 (018)	ZWP-6627		0039P					WP- 2 0 5	ZPL	105 105 0150
				WP- 2 0 5	ZPP	105 105 0150				
				WP- 0 1 3	PL	105 105 0900				
				WP- 0 3 1	PP	105 105 2200				
				WP- 0 2 7	TL	105 105 1250				
				WP- 0 3 3	TP	105 105 0700				
				WP- 0 2 9	SP	105 105 3200				
				0033T	WP- 0 3 3	ST	105 105 0700			
				Mercedes-Benz L200						
				Nr.027688, 649391-999999 209D, 210D (411, 416, 461, 466)	ZWP-6625		0039P	WP- 0 4 3	ZPL	105 105 0200
WP- 0 4 3	ZPP	105 105 0200								
WP- 0 1 3	PL	105 105 0900								
WP- 0 3 1	PP	105 105 2200								
WP- 0 2 7	TL	105 105 1250								
WP- 0 3 3	TP	105 105 0700								
WP- 0 4 8	SP	105 105 2500								
0033T	WP- 0 3 3	ST	105 105 0700							
Mercedes-Benz L200										
Nr.027688, 649391-999999 209D, 210D (412, 417)	ZWP-6624		0039P					WP- 0 4 3	ZPL	105 105 0200
				WP- 0 4 3	ZPP	105 105 0200				
				WP- 0 1 3	PL	105 105 0900				
				WP- 0 3 1	PP	105 105 2200				
				WP- 0 2 7	TL	105 105 1250				
				WP- 0 3 3	TP	105 105 0700				
				WP- 0 1 6	SP	105 105 2900				
				0033T	WP- 0 3 3	ST	105 105 0700			
				Mercedes-Benz L200						
				Nr.027688, 649391-999999 209D, 210D (418)	ZWP-6628		0039P	WP- 0 4 3	ZPL	105 105 0200
WP- 0 4 3	ZPP	105 105 0200								
WP- 0 1 3	PL	105 105 0900								
WP- 0 3 1	PP	105 105 2200								
WP- 0 2 7	TL	105 105 1250								
WP- 0 3 3	TP	105 105 0700								
WP- 0 2 0	SP	105 105 3400								
0033T	WP- 0 3 3	ST	105 105 0700							
Mercedes-Benz L200										
Nr.027688, 649391-999999 209D, 210D (462, 467)	ZWP-6629		0039P					WP- 0 4 3	ZPL	105 105 0200
				WP- 0 4 3	ZPP	105 105 0200				
				WP- 0 1 3	PL	105 105 0900				
				WP- 0 3 1	PP	105 105 2200				
				WP- 0 2 7	TL	105 105 1250				
				WP- 0 3 3	TP	105 105 0700				
				WP- 0 0 4	SP	105 105 3100				
				0033T	WP- 0 3 3	ST	105 105 0700			

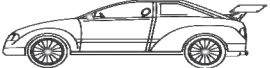



MARKA SAMOCHODU	NUMER ZESTAWU	ROK PRODUKCJI	ODPOWIETRNIK	KOD WP	POLOZENIE	INDEKS
CAR MODEL	NUMBER OF SET	PRODUCTION YEAR	BLEEDER SCREW	WP CODE	LOCATION	INDEX
МОДЕЛЬ АВТОМБИЛЯ	НОМЕР НАБОРА	ГОД ВЫПУСКА АВТОМБИЛЯ	ШТУЦЕР ПРОКАЧКИ ТОРМОЗОВ	WP КОД	МЕСТО	ИНДЕКС
						
Mercedes-Benz L200						
Nr.027689-649390 207D, 208D (311, 312, 316, 317, 361, 366)	ZWP-6626		0039P	WP- 2 0 5	ZPL	105 105 0150
				WP- 2 0 5	ZPP	105 105 0150
				WP- 0 1 3	PL	105 105 0900
				WP- 0 3 1	PP	105 105 2200
				WP- 0 2 7	TL	105 105 1250
				WP- 0 3 3	TP	105 105 0700
				WP- 0 1 6	SP	105 105 2900
				0033T	WP- 0 3 3	ST
Mercedes-Benz L200						
Nr.027689-649390 207D, 208D (318)	ZWP-6627		0039P	WP- 2 0 5	ZPL	105 105 0150
				WP- 2 0 5	ZPP	105 105 0150
				WP- 0 1 3	PL	105 105 0900
				WP- 0 3 1	PP	105 105 2200
				WP- 0 2 7	TL	105 105 1250
				WP- 0 3 3	TP	105 105 0700
				WP- 0 2 9	SP	105 105 3200
				0033T	WP- 0 3 3	ST
Mercedes-Benz L200						
Nr.027689-649390 207D, 208D (362, 367)	ZWP-6627		0039P	WP- 2 0 5	ZPL	105 105 0150
				WP- 2 0 5	ZPP	105 105 0150
				WP- 0 1 3	PL	105 105 0900
				WP- 0 3 1	PP	105 105 2200
				WP- 0 2 7	TL	105 105 1250
				WP- 0 3 3	TP	105 105 0700
				WP- 0 2 9	SP	105 105 3200
				0033T	WP- 0 3 3	ST
Mercedes-Benz L200						
Nr.027689-649390 208, 210 (011, 012, 016, 017, 061, 066)	ZWP-6626		0039P	WP- 2 0 5	ZPL	105 105 0150
				WP- 2 0 5	ZPP	105 105 0150
				WP- 0 1 3	PL	105 105 0900
				WP- 0 3 1	PP	105 105 2200
				WP- 0 2 7	TL	105 105 1250
				WP- 0 3 3	TP	105 105 0700
				WP- 0 1 6	SP	105 105 2900
				0033T	WP- 0 3 3	ST
Mercedes-Benz L200						
Nr.027689-649390 208, 210 (018)	ZWP-6627		0039P	WP- 2 0 5	ZPL	105 105 0150
				WP- 2 0 5	ZPP	105 105 0150
				WP- 0 1 3	PL	105 105 0900
				WP- 0 3 1	PP	105 105 2200
				WP- 0 2 7	TL	105 105 1250
				WP- 0 3 3	TP	105 105 0700
				WP- 0 2 9	SP	105 105 3200
				0033T	WP- 0 3 3	ST
Mercedes-Benz L200						
Nr.027689-649390 209D, 210D (411, 416, 461, 466)	ZWP-6625		0039P	WP- 0 4 3	ZPL	105 105 0200
				WP- 0 4 3	ZPP	105 105 0200
				WP- 0 1 3	PL	105 105 0900
				WP- 0 3 1	PP	105 105 2200
				WP- 0 2 7	TL	105 105 1250
				WP- 0 3 3	TP	105 105 0700
				WP- 0 4 8	SP	105 105 2500
				0033T	WP- 0 3 3	ST
Mercedes-Benz L200						
Nr.027689-649390 209D, 210D (412, 417)	ZWP-6624		0039P	WP- 0 4 3	ZPL	105 105 0200
				WP- 0 4 3	ZPP	105 105 0200
				WP- 0 1 3	PL	105 105 0900
				WP- 0 3 1	PP	105 105 2200
				WP- 0 2 7	TL	105 105 1250
				WP- 0 3 3	TP	105 105 0700
				WP- 0 1 6	SP	105 105 2900
				0033T	WP- 0 3 3	ST
Mercedes-Benz L200						
Nr.027689-649390 209D, 210D (418)	ZWP-6628		0039P	WP- 0 4 3	ZPL	105 105 0200
				WP- 0 4 3	ZPP	105 105 0200
				WP- 0 1 3	PL	105 105 0900
				WP- 0 3 1	PP	105 105 2200
				WP- 0 2 7	TL	105 105 1250
				WP- 0 3 3	TP	105 105 0700
				WP- 0 2 0	SP	105 105 3400
				0033T	WP- 0 3 3	ST
Mercedes-Benz L200						
Nr.027689-649390 209D, 210D (462, 467)	ZWP-6629		0039P	WP- 0 4 3	ZPL	105 105 0200
				WP- 0 4 3	ZPP	105 105 0200
				WP- 0 1 3	PL	105 105 0900
				WP- 0 3 1	PP	105 105 2200
				WP- 0 2 7	TL	105 105 1250
				WP- 0 3 3	TP	105 105 0700
				WP- 0 0 4	SP	105 105 3100
				WP- 0 3 3	ST	105 105 0700



MARKA SAMOCHODU	NUMER ZESTAWU	ROK PRODUKCJI	ODPOWIETRNIK	KOD WP	POLOZENIE	INDEKS
CAR MODEL	NUMBER OF SET	PRODUCTION YEAR	BLEEDER SCREW	WP CODE	LOCATION	INDEX
МОДЕЛЬ АВТОМБИЛЯ	НОМЕР НАБОРА	ГОД ВЫПУСКА АВТОМБИЛЯ	ШТУЦЕР ПРОКАЧКИ ТОРМОЗОВ	WP КОД	МЕСТО	ИНДЕКС
						
Mercedes-Benz L200						
Nr.P000001-P006331 208, 210 (011, 012, 016, 017, 061, 066)	ZWP-6626		0039P	WP- 2 0 5	ZPL	105 105 0150
				WP- 2 0 5	ZPP	105 105 0150
				WP- 0 1 3	PL	105 105 0900
				WP- 0 3 1	PP	105 105 2200
				WP- 0 2 7	TL	105 105 1250
				WP- 0 3 3	TP	105 105 0700
				WP- 0 1 6	SP	105 105 2900
				0033T	WP- 0 3 3	ST
Mercedes-Benz L200						
Nr.P000001-P006331 208, 210 (018)	ZWP-6627		0039P	WP- 2 0 5	ZPL	105 105 0150
				WP- 2 0 5	ZPP	105 105 0150
				WP- 0 1 3	PL	105 105 0900
				WP- 0 3 1	PP	105 105 2200
				WP- 0 2 7	TL	105 105 1250
				WP- 0 3 3	TP	105 105 0700
				WP- 0 2 9	SP	105 105 3200
				0033T	WP- 0 3 3	ST
Mercedes-Benz L200						
Nr.P006332 208, 210 (011, 012, 016, 017)	ZWP-6626		0039P	WP- 2 0 5	ZPL	105 105 0150
				WP- 2 0 5	ZPP	105 105 0150
				WP- 0 1 3	PL	105 105 0900
				WP- 0 3 1	PP	105 105 2200
				WP- 0 2 7	TL	105 105 1250
				WP- 0 3 3	TP	105 105 0700
				WP- 0 1 6	SP	105 105 2900
				0033T	WP- 0 3 3	ST
Mercedes-Benz L200						
Nr.P006332 208, 210 (018)	ZWP-6626		0039P	WP- 2 0 5	ZPL	105 105 0150
				WP- 2 0 5	ZPP	105 105 0150
				WP- 0 1 3	PL	105 105 0900
				WP- 0 3 1	PP	105 105 2200
				WP- 0 2 7	TL	105 105 1250
				WP- 0 3 3	TP	105 105 0700
				WP- 0 1 6	SP	105 105 2900
				0033T	WP- 0 3 3	ST
Mercedes-Benz L300						
Nr.027688, 649391-999999 307D, 308D (311, 312, 316, 317)	ZWP-6626		0039P	WP- 2 0 5	ZPL	105 105 0150
				WP- 2 0 5	ZPP	105 105 0150
				WP- 0 1 3	PL	105 105 0900
				WP- 0 3 1	PP	105 105 2200
				WP- 0 2 7	TL	105 105 1250
				WP- 0 3 3	TP	105 105 0700
				WP- 0 1 6	SP	105 105 2900
				0033T	WP- 0 3 3	ST
Mercedes-Benz L300						
Nr.027688, 649391-999999 307D, 308D (313, 318)	ZWP-6627		0039P	WP- 2 0 5	ZPL	105 105 0150
				WP- 2 0 5	ZPP	105 105 0150
				WP- 0 1 3	PL	105 105 0900
				WP- 0 3 1	PP	105 105 2200
				WP- 0 2 7	TL	105 105 1250
				WP- 0 3 3	TP	105 105 0700
				WP- 0 2 9	SP	105 105 3200
				0033T	WP- 0 3 3	ST
Mercedes-Benz L300						
Nr.027688, 649391-999999 307D, 308D (361, 366, 371, 376)	ZWP-6626		0039P	WP- 2 0 5	ZPL	105 105 0150
				WP- 2 0 5	ZPP	105 105 0150
				WP- 0 1 3	PL	105 105 0900
				WP- 0 3 1	PP	105 105 2200
				WP- 0 2 7	TL	105 105 1250
				WP- 0 3 3	TP	105 105 0700
				WP- 0 1 6	SP	105 105 2900
				0033T	WP- 0 3 3	ST
Mercedes-Benz L300						
Nr.027688, 649391-999999 307D, 308D (362, 367, 368, 372, 377)	ZWP-6627		0039P	WP- 2 0 5	ZPL	105 105 0150
				WP- 2 0 5	ZPP	105 105 0150
				WP- 0 1 3	PL	105 105 0900
				WP- 0 3 1	PP	105 105 2200
				WP- 0 2 7	TL	105 105 1250
				WP- 0 3 3	TP	105 105 0700
				WP- 0 2 9	SP	105 105 3200
				0033T	WP- 0 3 3	ST
Mercedes-Benz L300						
Nr.027688, 649391-999999 308, 310 (011, 012, 016, 017, 061, 062, 071, 076)	ZWP-6626		0039P	WP- 2 0 5	ZPL	105 105 0150
				WP- 2 0 5	ZPP	105 105 0150
				WP- 0 1 3	PL	105 105 0900
				WP- 0 3 1	PP	105 105 2200
				WP- 0 2 7	TL	105 105 1250
				WP- 0 3 3	TP	105 105 0700
				WP- 0 1 6	SP	105 105 2900
				0033T	WP- 0 3 3	ST

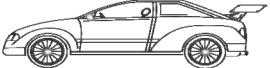





MARKA SAMOCHODU	NUMER ZESTAWU	ROK PRODUKCJI	ODPOWIETRNIK	KOD WP	POLOZENIE	INDEKS
CAR MODEL	NUMBER OF SET	PRODUCTION YEAR	BLEEDER SCREW	WP CODE	LOCATION	INDEX
МОДЕЛЬ АВТОБИЛЯ	НОМЕР НАБОРА	ГОД ВЫПУСКА АВТОБИЛЯ	ШТУЦЕР ПРОКАЧКИ ТОРМОЗОВ	WP КОД	МЕСТО	ИНДЕКС
						
Mercedes-Benz L300						
Nr.027688, 649391-999999 308, 310 (013, 018, 062, 066, 072, 077)	ZWP-6627		0039P	WP- 2 0 5	ZPL	105 105 0150
				WP- 2 0 5	ZPP	105 105 0150
				WP- 0 1 3	PL	105 105 0900
				WP- 0 3 1	PP	105 105 2200
				WP- 0 2 7	TL	105 105 1250
				WP- 0 3 3	TP	105 105 0700
				WP- 0 2 9	SP	105 105 3200
				0033T	WP- 0 3 3	ST
Mercedes-Benz L300						
Nr.027688, 649391-999999 309D, 310D (411, 416, 461, 466, 471, 476)	ZWP-6625		0039P	WP- 0 4 3	ZPL	105 105 0200
				WP- 0 4 3	ZPP	105 105 0200
				WP- 0 1 3	PL	105 105 0900
				WP- 0 3 1	PP	105 105 2200
				WP- 0 2 7	TL	105 105 1250
				WP- 0 3 3	TP	105 105 0700
				WP- 0 4 8	SP	105 105 2500
				0033T	WP- 0 3 3	ST
Mercedes-Benz L300						
Nr.027688, 649391-999999 309D, 310D (412, 417)	ZWP-6624		0039P	WP- 0 4 3	ZPL	105 105 0200
				WP- 0 4 3	ZPP	105 105 0200
				WP- 0 1 3	PL	105 105 0900
				WP- 0 3 1	PP	105 105 2200
				WP- 0 2 7	TL	105 105 1250
				WP- 0 3 3	TP	105 105 0700
				WP- 0 1 6	SP	105 105 2900
				0033T	WP- 0 3 3	ST
Mercedes-Benz L300						
Nr.027688, 649391-999999 309D, 310D (413, 418)	ZWP-6628		0039P	WP- 0 4 3	ZPL	105 105 0200
				WP- 0 4 3	ZPP	105 105 0200
				WP- 0 1 3	PL	105 105 0900
				WP- 0 3 1	PP	105 105 2200
				WP- 0 2 7	TL	105 105 1250
				WP- 0 3 3	TP	105 105 0700
				WP- 0 2 0	SP	105 105 3400
				0033T	WP- 0 3 3	ST
Mercedes-Benz L300						
Nr.027688, 649391-999999 309D, 310D (462, 467, 472, 477, 487)	ZWP-6629		0039P	WP- 0 4 3	ZPL	105 105 0200
				WP- 0 4 3	ZPP	105 105 0200
				WP- 0 1 3	PL	105 105 0900
				WP- 0 3 1	PP	105 105 2200
				WP- 0 2 7	TL	105 105 1250
				WP- 0 3 3	TP	105 105 0700
				WP- 0 0 4	SP	105 105 3100
				0033T	WP- 0 3 3	ST
Mercedes-Benz L300						
Nr.027688, 649391-999999 309D, 310D (468)	ZWP-6623		0039P	WP- 0 4 3	ZPL	105 105 0200
				WP- 0 4 3	ZPP	105 105 0200
				WP- 0 1 3	PL	105 105 0900
				WP- 0 3 1	PP	105 105 2200
				WP- 0 2 7	TL	105 105 1250
				WP- 0 3 3	TP	105 105 0700
				WP- 0 2 9	SP	105 105 3200
				0033T	WP- 0 3 3	ST
Mercedes-Benz L300						
Nr.027689-649390 307D, 308D (311, 312, 316, 317, 361, 366, 374, 376)	ZWP-6626		0039P	WP- 2 0 5	ZPL	105 105 0150
				WP- 2 0 5	ZPP	105 105 0150
				WP- 0 1 3	PL	105 105 0900
				WP- 0 3 1	PP	105 105 2200
				WP- 0 2 7	TL	105 105 1250
				WP- 0 3 3	TP	105 105 0700
				WP- 0 1 6	SP	105 105 2900
				0033T	WP- 0 3 3	ST
Mercedes-Benz L300						
Nr.027689-649390 307D, 308D (313, 318, 362, 367, 368, 372, 377)	ZWP-6627		0039P	WP- 2 0 5	ZPL	105 105 0150
				WP- 2 0 5	ZPP	105 105 0150
				WP- 0 1 3	PL	105 105 0900
				WP- 0 3 1	PP	105 105 2200
				WP- 0 2 7	TL	105 105 1250
				WP- 0 3 3	TP	105 105 0700
				WP- 0 2 9	SP	105 105 3200
				0033T	WP- 0 3 3	ST
Mercedes-Benz L300						
Nr.027689-649390 308, 310 (011, 012, 016, 017, 061, 066, 071, 076)	ZWP-6626		0039P	WP- 2 0 5	ZPL	105 105 0150
				WP- 2 0 5	ZPP	105 105 0150
				WP- 0 1 3	PL	105 105 0900
				WP- 0 3 1	PP	105 105 2200
				WP- 0 2 7	TL	105 105 1250
				WP- 0 3 3	TP	105 105 0700
				WP- 0 1 6	SP	105 105 2900
				0033T	WP- 0 3 3	ST

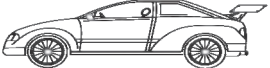





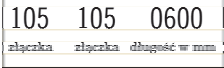
MARKA SAMOCHODU	NUMER ZESTAWU	ROK PRODUKCJI	ODPOWIETRNIK	KOD WP	POLOZENIE	INDEKS
CAR MODEL	NUMBER OF SET	PRODUCTION YEAR	BLEEDER SCREW	WP CODE	LOCATION	INDEX
МОДЕЛЬ АВТОМБИЛЯ	НОМЕР НАБОРА	ГОД ВЫПУСКА АВТОМБИЛЯ	ШТУЦЕР ПРΟКАЧКИ ТОРМОЗОВ	WP КОД	МЕСТО	ИНДЕКС
						
Mercedes-Benz L300						
Nr.027689-649390 308, 310 (013, 018, 062, 067, 072, 077)	ZWP-6627		0039P	WP- 2 0 5	ZPL	105 105 0150
				WP- 2 0 5	ZPP	105 105 0150
				WP- 0 1 3	PL	105 105 0900
				WP- 0 3 1	PP	105 105 2200
				WP- 0 2 7	TL	105 105 1250
				WP- 0 3 3	TP	105 105 0700
				WP- 0 2 9	SP	105 105 3200
				0033T	WP- 0 3 3	ST
Mercedes-Benz L300						
Nr.027689-649390 309D, 310D (411, 416, 461, 466, 471, 476)	ZWP-6625		0039P	WP- 0 4 3	ZPL	105 105 0200
				WP- 0 4 3	ZPP	105 105 0200
				WP- 0 1 3	PL	105 105 0900
				WP- 0 3 1	PP	105 105 2200
				WP- 0 2 7	TL	105 105 1250
				WP- 0 3 3	TP	105 105 0700
				WP- 0 4 8	SP	105 105 2500
				0033T	WP- 0 3 3	ST
Mercedes-Benz L300						
Nr.027689-649390 309D, 310D (412, 417)	ZWP-6624		0039P	WP- 0 4 3	ZPL	105 105 0200
				WP- 0 4 3	ZPP	105 105 0200
				WP- 0 1 3	PL	105 105 0900
				WP- 0 3 1	PP	105 105 2200
				WP- 0 2 7	TL	105 105 1250
				WP- 0 3 3	TP	105 105 0700
				WP- 0 1 6	SP	105 105 2900
				0033T	WP- 0 3 3	ST
Mercedes-Benz L300						
Nr.027689-649390 309D, 310D (413, 418)	ZWP-6628		0039P	WP- 0 4 3	ZPL	105 105 0200
				WP- 0 4 3	ZPP	105 105 0200
				WP- 0 1 3	PL	105 105 0900
				WP- 0 3 1	PP	105 105 2200
				WP- 0 2 7	TL	105 105 1250
				WP- 0 3 3	TP	105 105 0700
				WP- 0 2 0	SP	105 105 3400
				0033T	WP- 0 3 3	ST
Mercedes-Benz L300						
Nr.027689-649390 309D, 310D (462, 467, 472, 477, 487)	ZWP-6629		0039P	WP- 0 4 3	ZPL	105 105 0200
				WP- 0 4 3	ZPP	105 105 0200
				WP- 0 1 3	PL	105 105 0900
				WP- 0 3 1	PP	105 105 2200
				WP- 0 2 7	TL	105 105 1250
				WP- 0 3 3	TP	105 105 0700
				WP- 0 0 4	SP	105 105 3100
				0033T	WP- 0 3 3	ST
Mercedes-Benz L300						
Nr.027689-649390 309D, 310D (468)	ZWP-6623		0039P	WP- 0 4 3	ZPL	105 105 0200
				WP- 0 4 3	ZPP	105 105 0200
				WP- 0 1 3	PL	105 105 0900
				WP- 0 3 1	PP	105 105 2200
				WP- 0 2 7	TL	105 105 1250
				WP- 0 3 3	TP	105 105 0700
				WP- 0 2 9	SP	105 105 3200
				0033T	WP- 0 3 3	ST
Mercedes-Benz L300						
Nr.P000001-P006331 307D, 308D (311, 312, 316, 317)	ZWP-6626		0039P	WP- 2 0 5	ZPL	105 105 0150
				WP- 2 0 5	ZPP	105 105 0150
				WP- 0 1 3	PL	105 105 0900
				WP- 0 3 1	PP	105 105 2200
				WP- 0 2 7	TL	105 105 1250
				WP- 0 3 3	TP	105 105 0700
				WP- 0 1 6	SP	105 105 2900
				0033T	WP- 0 3 3	ST
Mercedes-Benz L300						
Nr.P000001-P006331 307D, 308D (313, 318)	ZWP-6627		0039P	WP- 2 0 5	ZPL	105 105 0150
				WP- 2 0 5	ZPP	105 105 0150
				WP- 0 1 3	PL	105 105 0900
				WP- 0 3 1	PP	105 105 2200
				WP- 0 2 7	TL	105 105 1250
				WP- 0 3 3	TP	105 105 0700
				WP- 0 2 9	SP	105 105 3200
				0033T	WP- 0 3 3	ST
Mercedes-Benz L300						
Nr.P000001-P006331 307D, 308D (013, 018)	ZWP-6627		0039P	WP- 2 0 5	ZPL	105 105 0150
				WP- 2 0 5	ZPP	105 105 0150
				WP- 0 1 3	PL	105 105 0900
				WP- 0 3 1	PP	105 105 2200
				WP- 0 2 7	TL	105 105 1250
				WP- 0 3 3	TP	105 105 0700
				WP- 0 2 9	SP	105 105 3200
				0033T	WP- 0 3 3	ST

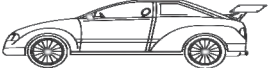





MARKA SAMOCHODU	NUMER ZESTAWU	ROK PRODUKCJI	ODPOWIETRNIK	KOD WP	POLOZENIE	INDEKS
CAR MODEL	NUMBER OF SET	PRODUCTION YEAR	BLEEDER SCREW	WP CODE	LOCATION	INDEX
МОДЕЛЬ АВТОМБИЛЯ	НОМЕР НАБОРА	ГОД ВЫПУСКА АВТОМБИЛЯ	ШТУЦЕР ПРОКАЧКИ ТОРМОЗОВ	WP КОД	МЕСТО	ИНДЕКС
						
Mercedes-Benz L300						
Nr.P006332 307D, 308D (311, 312, 316, 317)	ZWP-6626		0039P	WP- 2 0 5	ZPL	105 105 0150
				WP- 2 0 5	ZPP	105 105 0150
				WP- 0 1 3	PL	105 105 0900
				WP- 0 3 1	PP	105 105 2200
				WP- 0 2 7	TL	105 105 1250
				WP- 0 3 3	TP	105 105 0700
				WP- 0 1 6	SP	105 105 2900
				0033T	WP- 0 3 3	ST
Mercedes-Benz L300						
Nr.P006332 307D, 308D (313, 318)	ZWP-6627		0039P	WP- 2 0 5	ZPL	105 105 0150
				WP- 2 0 5	ZPP	105 105 0150
				WP- 0 1 3	PL	105 105 0900
				WP- 0 3 1	PP	105 105 2200
				WP- 0 2 7	TL	105 105 1250
				WP- 0 3 3	TP	105 105 0700
				WP- 0 2 9	SP	105 105 3200
				0033T	WP- 0 3 3	ST
Mercedes-Benz L300						
Nr.P006332 307, 308 (011, 012, 016, 017)	ZWP-6626		0039P	WP- 2 0 5	ZPL	105 105 0150
				WP- 2 0 5	ZPP	105 105 0150
				WP- 0 1 3	PL	105 105 0900
				WP- 0 3 1	PP	105 105 2200
				WP- 0 2 7	TL	105 105 1250
				WP- 0 3 3	TP	105 105 0700
				WP- 0 1 6	SP	105 105 2900
				0033T	WP- 0 3 3	ST
Mercedes-Benz L300						
Nr.P006332 307, 308 (013, 018)	ZWP-6627		0039P	WP- 2 0 5	ZPL	105 105 0150
				WP- 2 0 5	ZPP	105 105 0150
				WP- 0 1 3	PL	105 105 0900
				WP- 0 3 1	PP	105 105 2200
				WP- 0 2 7	TL	105 105 1250
				WP- 0 3 3	TP	105 105 0700
				WP- 0 2 9	SP	105 105 3200
				0033T	WP- 0 3 3	ST
Mercedes-Benz L300						
Nr.625656 307D, 308D (382(BUS))	ZWP-6623		0039P	WP- 0 4 3	ZPL	105 105 0200
				WP- 0 4 3	ZPP	105 105 0200
				WP- 0 1 3	PL	105 105 0900
				WP- 0 3 1	PP	105 105 2200
				WP- 0 2 7	TL	105 105 1250
				WP- 0 3 3	TP	105 105 0700
				WP- 0 2 9	SP	105 105 3200
				0033T	WP- 0 3 3	ST
Mercedes-Benz L300						
Nr.625656 308, 310 (082)	ZWP-6624		0039P	WP- 0 4 3	ZPL	105 105 0200
				WP- 0 4 3	ZPP	105 105 0200
				WP- 0 1 3	PL	105 105 0900
				WP- 0 3 1	PP	105 105 2200
				WP- 0 2 7	TL	105 105 1250
				WP- 0 3 3	TP	105 105 0700
				WP- 0 1 6	SP	105 105 2900
				0033T	WP- 0 3 3	ST
Mercedes-Benz L400						
Nr.999999 , P000001-P006331 407D, 408D, 409D, 410 (017, 067, 317, 367, 417, 467)	ZWP-6630		0039P	WP- 0 4 3	ZPL	105 105 0200
				WP- 0 4 3	ZPP	105 105 0200
				WP- 0 1 3	PL	105 105 0900
				WP- 0 3 1	PP	105 105 2200
				WP- 0 2 7	TL	105 105 1250
				WP- 0 0 9	TP	105 105 0600
				WP- 0 0 4	SP	105 105 3100
				WP- 1 1 7	ST	105 105 0750
Mercedes-Benz L400						
Nr.P006332 407D, 408D, 409D, 410 (017, 067, 317, 367, 417, 467)	ZWP-6630		0039P	WP- 0 4 3	ZPL	105 105 0200
				WP- 0 4 3	ZPP	105 105 0200
				WP- 0 1 3	PL	105 105 0900
				WP- 0 3 1	PP	105 105 2200
				WP- 0 2 7	TL	105 105 1250
				WP- 0 0 9	TP	105 105 0600
				WP- 0 0 4	SP	105 105 3100
				WP- 1 1 7	ST	105 105 0750
Mercedes-Benz L400						
Nr.999999 , P000001-P006331 407D, 408D, 409D, 410 (018, 318, 418)	ZWP-6631		0039P	WP- 0 4 3	ZPL	105 105 0200
				WP- 0 4 3	ZPP	105 105 0200
				WP- 0 1 3	PL	105 105 0900
				WP- 0 3 1	PP	105 105 2200
				WP- 0 2 7	TL	105 105 1250
				WP- 0 0 9	TP	105 105 0600
				WP- 0 2 0	SP	105 105 3400
				WP- 1 1 7	ST	105 105 0750

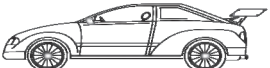






MARKA SAMOCHODU	NUMER ZESTAWU	ROK PRODUKCJI	ODPOWIETRNIK	KOD WP	POLOZENIE	INDEKS	
CAR MODEL	NUMBER OF SET	PRODUCTION YEAR	BLEEDER SCREW	WP CODE	LOCATION	INDEX	
МОДЕЛЬ АВТОМБИЛЯ	НОМЕР НАБОРА	ГОД ВЫПУСКА АВТОМБИЛЯ	ШТУЦЕР ПРОКАЧКИ ТОРМОЗОВ	WP КОД	МЕСТО	ИНДЕКС	
							
Mercedes-Benz L400							
Nr.P006332 407D, 408D, 409D, 410 (018, 318, 418)	ZWP-6631		0039P	WP- 0 4 3	ZPL	105 105 0200	
				WP- 0 4 3	ZPP	105 105 0200	
				WP- 0 1 3	PL	105 105 0900	
				WP- 0 3 1	PP	105 105 2200	
				WP- 0 2 7	TL	105 105 1250	
				WP- 0 0 9	TP	105 105 0600	
				WP- 0 2 0	SP	105 105 3400	
				WP- 1 1 7	ST	105 105 0750	
Mercedes-Benz L400							
Nr.999999 , P000001-P006331 407D, 408D, 409D, 410 (068, 368, 468)	ZWP-6632		0039P	WP- 0 4 3	ZPL	105 105 0200	
				WP- 0 4 3	ZPP	105 105 0200	
				WP- 0 1 3	PL	105 105 0900	
				WP- 0 3 1	PP	105 105 2200	
				WP- 0 2 7	TL	105 105 1250	
				WP- 0 0 9	TP	105 105 0600	
				WP- 0 2 1	SP	105 105 3600	
				WP- 1 1 7	ST	105 105 0750	
Mercedes-Benz L400							
Nr.P006332 407D, 408D, 409D, 410 (068, 368, 468)	ZWP-6632		0039P	WP- 0 4 3	ZPL	105 105 0200	
				WP- 0 4 3	ZPP	105 105 0200	
				WP- 0 1 3	PL	105 105 0900	
				WP- 0 3 1	PP	105 105 2200	
				WP- 0 2 7	TL	105 105 1250	
				WP- 0 0 9	TP	105 105 0600	
				WP- 0 2 1	SP	105 105 3600	
				WP- 1 1 7	ST	105 105 0750	
Mercedes-Benz MB-100							
NR.066362 332, 333, 334	ZWP-6633	09.87>90	0039P	WP- 0 4 3	PL	105 105 0200	
				WP- 0 0 6	PL+	105 105 0250	
				WP- 0 3 4	PP	105 105 1200	
				WP- 0 3 4	PP+	105 105 1200	
				WP- 0 3 4	TL	105 105 1200	
				WP- 0 3 3	TP	105 105 0700	
				0086T	WP- 0 0 8	CC	105 105 3000
Mercedes-Benz MB-100							
Nr.066363-097945 332, 333, 334	ZWP-6634	91>	0039P	WP- 0 4 3	PL	105 105 0200	
				WP- 0 0 1	PL+	105 105 0300	
				WP- 2 5 2	PP	105 105 1050	
				WP- 0 3 4	PP+	105 105 1200	
				WP- 0 3 4	TL	105 105 1200	
				WP- 0 3 3	TP	105 105 0700	
				0086T	WP- 0 1 6	CC	105 105 2900
Mercedes-Benz MB-100							
Nr.097946 332, 333, 334	ZWP-6635	92>	0039P	WP- 0 0 6	PL	105 105 0250	
				WP- 0 0 6	PL+	105 105 0250	
				WP- 0 1 9	PP	105 105 1000	
				WP- 2 5 2	PP+	105 105 1050	
				WP- 0 3 4	TL	105 105 1200	
				WP- 0 3 3	TP	105 105 0700	
				0086T	WP- 0 1 6	CC	105 105 2900
Mercedes-Benz MB-100							
Nr.066362 342, 343, 344	ZWP-6636	09.87>90	0039P	WP- 0 4 3	PL	105 105 0200	
				WP- 0 0 6	PL+	105 105 0250	
				WP- 0 3 4	PP	105 105 1200	
				WP- 0 3 4	PP+	105 105 1200	
				WP- 0 3 4	TL	105 105 1200	
				WP- 0 3 3	TP	105 105 0700	
				0086T	WP- 7 0 9	CC	105 105 3150
Mercedes-Benz MB-100							
Nr.066363-097945 342, 343, 344	ZWP-6634	91>	0039P	WP- 0 4 3	PL	105 105 0200	
				WP- 0 0 1	PL+	105 105 0300	
				WP- 2 5 2	PP	105 105 1050	
				WP- 0 3 4	PP+	105 105 1200	
				WP- 0 3 4	TL	105 105 1200	
				WP- 0 3 3	TP	105 105 0700	
				0086T	WP- 0 1 6	CC	105 105 2900
Mercedes-Benz MB-100							
Nr.097946 342, 343, 344	ZWP-6638	92>	0039P	WP- 0 0 6	PL	105 105 0250	
				WP- 0 0 6	PL	105 105 0250	
				WP- 0 1 9	PP	105 105 1000	
				WP- 2 5 2	PP+	105 105 1050	
				WP- 0 3 4	TL	105 105 1200	
				WP- 0 3 3	TP	105 105 0700	
				0086T	WP- 0 0 4	CC	105 105 3100

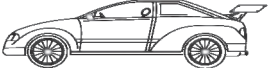





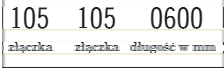
MARKA SAMOCHODU	NUMER ZESTAWU	ROK PRODUKCJI	ODPOWIETRNIK	KOD WP	POLOZENIE	INDEKS				
CAR MODEL	NUMBER OF SET	PRODUCTION YEAR	BLEEDER SCREW	WP CODE	LOCATION	INDEX				
МОДЕЛЬ АВТОМОБИЛЯ	НОМЕР НАБОРА	ГОД ВЫПУСКА АВТОМОБИЛЯ	ШТУЦЕР ПРОКАЧКИ ТОРМОЗОВ	WP КОД	МЕСТО	ИНДЕКС				
										
Mercedes Sprinter (BM901/902/903)										
Wszystkie modele, bez ABS, rozstaw osi 3000 mm All models, without ABS, wheel base 3000 mm Все модели, без ABS, колесная база 3000 мм	ZWP-6639	02.95>12.02	0039P 0011P 0039T	WP- 0 1 8	PL	105 105 0650				
				WP- 4 3 5	PP	105 105 1600				
				WP- 1 6 7	CL	105 105 2600				
				WP- 0 0 4	CP	105 105 3100				
				WP- 0 0 9	TL	105 105 0600				
				WP- 0 0 3	TP	105 105 1400				
Mercedes Sprinter (BM901/902/903)										
Wszystkie modele, bez ABS, rozstaw osi 3550 mm All models, without ABS, wheel base 3550 mm Все модели, без ABS, колесная база 3550 мм	ZWP-6639	02.95>12.02	0039P 0011P 0039T	WP- 0 1 8	PL	105 105 0650				
				WP- 4 3 5	PP	105 105 1600				
				WP- 1 6 7	CL	105 105 2600				
				WP- 0 0 4	CP	105 105 3100				
				WP- 0 0 9	TL	105 105 0600				
				WP- 0 0 3	TP	105 105 1400				
Mercedes Sprinter (BM901/902/903)										
Wszystkie modele, bez ABS, rozstaw osi 4025 mm All models, without ABS, wheel base 4025 mm Все модели, без ABS, колесная база 4025 мм	ZWP-6643	02.95>12.02	0039P 0011P 0039T	WP- 0 1 8	PL	105 105 0650				
				WP- 4 3 5	PP	105 105 1600				
				WP- 5 7 1	CL	105 105 3850				
				WP- 0 2 1	CP	105 105 3600				
				WP- 0 0 9	TL	105 105 0600				
				WP- 0 0 3	TP	105 105 1400				
Mercedes Sprinter (BM901/902/903)										
Wszystkie modele, bez CDI, z ABS All models, without CDI, with ABS Все модели, без CDI, with ABS rozstaw osi 3000 mm, pojedyncze koła wheel base 3000 mm, single wheel колесная база 3000 мм, одно колесо -ch.P718186	ZWP-6640	02.95>12.02	0039P 0011P 0039T	WP- 0 1 8	PL	105 105 0650				
				WP- 4 3 5	PP	105 105 1600				
				WP- 1 9 6	SPL	105 105 1300				
				WP- 1 9 6	SPP	105 105 1300				
				WP- 4 2 8	STL	105 105 2050				
				WP- 0 3 6	STP	105 105 2100				
				WP- 0 0 9	TL	105 105 0600				
				WP- 0 0 3	TP	105 105 1400				
				Mercedes Sprinter (BM901/902/903)						
				Wszystkie modele, bez CDI, z ABS All models, without CDI, with ABS Все модели, без CDI, with ABS rozstaw osi 3000 mm, pojedyncze koła wheel base 3000 mm, single wheel колесная база 3000 мм, одно колесо ch.P718187- , R000001-	ZWP-6686	02.95>12.02	0039P 0011P 0039T	WP- 0 1 8	PL	105 105 0650
WP- 4 3 5	PP	105 105 1600								
WP- 1 8 6 3	SPL	105 110x 1450								
WP- 1 8 6 4	SPP	105 110x 1500								
WP- 4 2 8	STL	105 105 2050								
WP- 0 3 6	STP	105 105 2100								
WP- 0 0 9	TL	105 105 0600								
WP- 0 0 3	TP	105 105 1400								
Mercedes Sprinter (BM901/902/903)										
Wszystkie modele, CDI, z ABS All models, CDI, with ABS Все модели, CDI, with ABS rozstaw osi 3000 mm, pojedyncze koła wheel base 3000 mm, single wheel колесная база 3000 мм, одно колесо	ZWP-6687	02.95>12.02	0039P 0011P 0039T					WP- 0 1 8	PL	105 105 0650
				WP- 1 8 6 5	PP	105 110x 1550				
				WP- 1 8 6 4	SPL	105 110x 1500				
				WP- 8 4 2	SPP	105 110x 1400				
				WP- 4 2 8	STL	105 105 2050				
				WP- 0 3 6	STP	105 105 2100				
				WP- 0 0 9	TL	105 105 0600				
				WP- 0 0 3	TP	105 105 1400				
				Mercedes Sprinter (BM901/902/903)						
				Wszystkie modele, bez CDI, z ABS All models, without CDI, with ABS Все модели, без CDI, with ABS rozstaw osi 3550 mm, pojedyncze koła wheel base 3550 mm, single wheel колесная база 3550 мм, одно колесо -ch.P718186	ZWP-6642	02.95>12.02	0039P 0011P 0039T	WP- 0 1 8	PL	105 105 0650
WP- 4 3 5	PP	105 105 1600								
WP- 1 9 6	SPL	105 105 1300								
WP- 1 9 6	SPP	105 105 1300								
WP- 0 4 8	STL	105 105 2500								
WP- 1 6 7	STP	105 105 2600								
WP- 0 0 9	TL	105 105 0600								
WP- 0 0 3	TP	105 105 1400								
Mercedes Sprinter (BM901/902/903)										
Wszystkie modele, bez CDI, z ABS All models, without CDI, with ABS Все модели, без CDI, with ABS rozstaw osi 3550 mm, pojedyncze koła wheel base 3550 mm, single wheel колесная база 3550 мм, одно колесо ch.P718187- , R000001-	ZWP-6689	02.95>12.02	0039P 0011P 0039T					WP- 0 1 8	PL	105 105 0650
				WP- 4 3 5	PP	105 105 1600				
				WP- 1 8 6 3	SPL	105 110x 1450				
				WP- 1 8 6 4	SPP	105 110x 1500				
				WP- 0 4 8	STL	105 105 2500				
				WP- 7 0 7	STP	105 105 2650				
				WP- 0 0 9	TL	105 105 0600				
				WP- 0 0 3	TP	105 105 1400				
				Mercedes Sprinter (BM901/902/903)						
				Wszystkie modele, CDI, z ABS All models, CDI, with ABS Все модели, CDI, with ABS rozstaw osi 3550 mm, pojedyncze koła wheel base 3550 mm, single wheel колесная база 3550 мм, одно колесо	ZWP-6690	02.95>12.02	0039P 0011P 0039T	WP- 0 1 8	PL	105 105 0650
WP- 1 8 6 5	PP	105 110x 1550								
WP- 1 8 6 4	SPL	105 110x 1500								
WP- 8 4 2	SPP	105 110x 1400								
WP- 0 4 8	STL	105 105 2500								
WP- 7 0 7	STP	105 105 2650								
WP- 0 0 9	TL	105 105 0600								
WP- 0 0 3	TP	105 105 1400								

MARKA SAMOCHODU	NUMER ZESTAWU	ROK PRODUKCJI	ODPOWIETRNIK	KOD WP	POLOZENIE	INDEKS
CAR MODEL	NUMBER OF SET	PRODUCTION YEAR	BLEEDER SCREW	WP CODE	LOCATION	INDEX
МОДЕЛЬ АВТОМБИЛЯ	НОМЕР НАБОРА	ГОД ВЫПУСКА АВТОМБИЛЯ	ШТУЦЕР ПРОКАЧКИ ТОРМОЗОВ	WP КОД	МЕСТО	ИНДЕКС
						
Mercedes Sprinter (BM901/902/903)						
Wszystkie modele, bez CDI, z ABS All models, without CDI, with ABS Все модели, без CDI, with ABS rozstaw osi 4025 mm, pojedyncze koła wheel base 4025 mm, single wheel колесная база 4025 мм, одно колесо -ch.P718186	ZWP-6644	02.95>12.02	0039P 0011P	WP- 0 1 8	PL	105 105 0650
				WP- 4 3 5	PP	105 105 1600
				WP- 1 9 6	SPL	105 105 1300
				WP- 1 9 6	SPP	105 105 1300
				WP- 0 0 4	STL	105 105 3100
				WP- 0 0 4	STP	105 105 3100
				WP- 0 0 9	TL	105 105 0600
				WP- 0 0 3	TP	105 105 1400
Mercedes Sprinter (BM901/902/903)						
Wszystkie modele, bez CDI, z ABS All models, without CDI, with ABS Все модели, без CDI, with ABS rozstaw osi 4025 mm, pojedyncze koła wheel base 4025 mm, single wheel колесная база 4025 мм, одно колесо ch.P718187-,R000001-	ZWP-6692	02.95>12.02	0039P 0011P 0039T	WP- 0 0 9	PL	105 105 0600
				WP- 4 3 5	PP	105 105 1600
				WP- 1 8 6 3	SPL	105 110x 1450
				WP- 1 8 6 4	SPP	105 110x 1500
				WP- 0 0 4	STL	105 105 3100
				WP- 0 0 4	STP	105 105 3100
				WP- 0 0 9	TL	105 105 0600
				WP- 0 0 3	TP	105 105 1400
Mercedes Sprinter (BM901/902/903)						
Wszystkie modele, CDI, z ABS All models, CDI, with ABS Все модели, CDI, with ABS rozstaw osi 4025 mm, pojedyncze koła wheel base 4025 mm, single wheel колесная база 4025 мм, одно колесо	ZWP-6693	02.95>12.02	0039P 0011P 0039T	WP- 0 1 8	PL	105 105 0650
				WP- 1 8 6 5	PP	105 110x 1550
				WP- 1 8 6 4	SPL	105 110x 1500
				WP- 8 4 2	SPP	105 110x 1400
				WP- 0 0 4	STL	105 105 3100
				WP- 0 2 9	STP	105 105 3200
				WP- 0 0 9	TL	105 105 0600
				WP- 0 0 3	TP	105 105 1400
Mercedes Sprinter (BM901/902/903)						
Wszystkie modele, bez CDI, z ABS All models, without CDI, with ABS Все модели, без CDI, with ABS rozstaw osi 3000 mm, podwójne koła wheel base 3000 mm, dual wheels колесная база 3000 мм, двояными колесами -ch.P718186	ZWP-6694	02.95>12.02	0039P 0011P 0039T	WP- 0 1 8	PL	105 105 0650
				WP- 4 3 5	PP	105 105 1600
				WP- 1 9 6	SPL	105 105 1300
				WP- 1 9 6	SPP	105 105 1300
				WP- 4 2 8	STL	105 105 2050
				WP- 0 3 6	STP	105 105 2100
				WP- 0 4 5	TL	105 105 0400
				WP- 0 1 9	TP	105 105 1000
Mercedes Sprinter (BM901/902/903)						
Wszystkie modele, bez CDI, z ABS All models, without CDI, with ABS Все модели, без CDI, with ABS rozstaw osi 3550 mm, podwójne koła wheel base 3550 mm, dual wheels колесная база 3550 мм, двояными колесами -ch.P718186	ZWP-6695	02.95>12.02	0039P 0011P 0039T	WP- 0 1 8	PL	105 105 0650
				WP- 4 3 5	PP	105 105 1600
				WP- 1 9 6	SPL	105 105 1300
				WP- 1 9 6	SPP	105 105 1300
				WP- 0 4 8	STL	105 105 2500
				WP- 1 6 7	STP	105 105 2600
				WP- 0 4 5	TL	105 105 0400
				WP- 0 1 9	TP	105 105 1000
Mercedes Sprinter (BM901/902/903)						
Wszystkie modele, bez CDI, z ABS All models, without CDI, with ABS Все модели, без CDI, with ABS rozstaw osi 3550 mm, podwójne koła wheel base 3550 mm, dual wheels колесная база 3550 мм, двояными колесами -ch.P718186	ZWP-6696	02.95>12.02	0039P 0011P 0039T	WP- 0 1 8	PL	105 105 0650
				WP- 4 3 5	PP	105 105 1600
				WP- 1 9 6	SPL	105 105 1300
				WP- 1 9 6	SPP	105 105 1300
				WP- 0 0 4	STL	105 105 3100
				WP- 0 0 4	STP	105 105 3100
				WP- 0 4 5	TL	105 105 0400
				WP- 0 1 9	TP	105 105 1000
Mercedes Sprinter (BM901/902)						
rozstaw osi 3000 mm, bez ABS wheel base 3000 mm, without ABS колесная база 3000 мм, без ABS	ZWP-6639	02.95>12.02	0039P 0011P 0039T	WP- 0 1 8	PL	105 105 0650
				WP- 4 3 5	PP	105 105 1600
				WP- 0 0 9	TL	105 105 0600
				WP- 0 0 3	TP	105 105 1400
				WP- 1 6 7	CL	105 105 2600
				WP- 0 0 4	CP	105 105 3100
Mercedes Sprinter (BM901/902)						
rozstaw osi 3000 mm, z ABS wheel base 3000 mm, with ABS колесная база 3000 мм, с ABS pojedyncze koła single wheel одно колесо	ZWP-6640	02.95>12.02	0039P 0011P 0039T	WP- 0 1 8	PL	105 105 0650
				WP- 4 3 5	PP	105 105 1600
				WP- 0 0 9	TL	105 105 0600
				WP- 0 0 3	TP	105 105 1400
				WP- 1 9 6	SPL	105 105 1300
				WP- 1 9 6	SPP	105 105 1300
				WP- 4 2 8	STL	105 105 2050
				WP- 0 3 6	STP	105 105 2100
Mercedes Sprinter (BM901/902)						
rozstaw osi 3550 mm, bez ABS wheel base 3550 mm, without ABS колесная база 3550 мм, без ABS	ZWP-6639	02.95>	0039P 0011P 0039T	WP- 0 1 8	PL	105 105 0650
				WP- 4 3 5	PP	105 105 1600
				WP- 0 0 9	TL	105 105 0600
				WP- 0 0 3	TP	105 105 1400
				WP- 1 6 7	CL	105 105 2600
				WP- 0 0 4	CP	105 105 3100

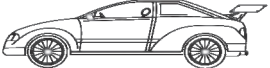






MARKA SAMOCHODU	NUMER ZESTAWU	ROK PRODUKCJI	ODPOWIETRNIK	KOD WP	POLOZENIE	INDEKS	
CAR MODEL	NUMBER OF SET	PRODUCTION YEAR	BLEEDER SCREW	WP CODE	LOCATION	INDEX	
МОДЕЛЬ АВТОБИЛЯ	НОМЕР НАБОРА	ГОД ВЫПУСКА АВТОБИЛЯ	ШТУЦЕР ПРОКАЧКИ ТОРМОЗОВ	WP КОД	МЕСТО	ИНДЕКС	
							
Mercedes Sprinter (BM901/902)							
rozstaw osi 3550 mm, z ABS wheel base 3550 mm, with ABS колесная база 3550 мм, с ABS pojedyncze koła single wheel одно колесо	ZWP-6642	02.95>	0039P 0011P	WP- 0 1 8	PL	105 105 0650	
				WP- 4 3 5	PP	105 105 1600	
				WP- 0 0 9	TL	105 105 0600	
				WP- 0 0 3	TP	105 105 1400	
				WP- 1 9 6	SPL	105 105 1300	
				WP- 1 9 6	SPP	105 105 1300	
				WP- 0 4 8	STL	105 105 2500	
0039T	WP- 1 6 7	STP	105 105 2600				
Mercedes Sprinter (BM901/902)							
rozstaw osi 4025 mm, bez ABS wheel base 4025 mm, without ABS колесная база 4025 мм, без ABS	ZWP-6643	02.95>	0039P 0011P	WP- 0 1 8	PL	105 105 0650	
				WP- 4 3 5	PP	105 105 1600	
				WP- 0 0 9	TL	105 105 0600	
				WP- 0 0 3	TP	105 105 1400	
				WP- 5 7 1	CL	105 105 3850	
				0039T	WP- 0 2 1	CP	105 105 3600
Mercedes Sprinter (BM901/902)							
rozstaw osi 4025 mm, z ABS wheel base 4025 mm, with ABS колесная база 4025 мм, с ABS	ZWP-6644	02.95>	0039P 0011P	WP- 0 1 8	PL	105 105 0650	
				WP- 4 3 5	PP	105 105 1600	
				WP- 0 0 9	TL	105 105 0600	
				WP- 0 0 3	TP	105 105 1400	
				WP- 1 9 6	SPL	105 105 1300	
				WP- 1 9 6	SPP	105 105 1300	
				WP- 0 0 4	STL	105 105 3100	
				0039T	WP- 0 0 4	STP	105 105 3100
Mercedes Vaneo							
Wszystkie modele All models Все модели	ZWP-6645	02.02>	0039P 0011P	WP- 0 1 7	PL	105 105 0500	
				WP- 4 3 5	PP	105 105 1600	
				WP- 0 2 8	TL	105 105 0550	
				WP- 0 2 8	TP	105 105 0550	
				WP- 4 7 5	CL	105 105 3050	
					WP- 2 5 3	CP	105 105 4200
Mercedes Vito (BM638)							
108, 110, 113, 114, z ABS with ABS с ABS *71	ZWP-6646	12.96>	0039P 0086T	WP- 0 2 4	PL	105 105 0800	
				WP- 0 4 8	PP	105 105 2500	
				WP- 2 5 7	CL	105 105 4500	
				WP- 2 5 7	CP	105 105 4500	
Mercedes Vito (BM638)							
108, 110, 113, 114 bez ABS without ABS без ABS *72	ZWP-6647	12.96>	0039P 0086T	WP- 0 0 2	PL	105 105 0850	
				WP- 0 4 8	PP	105 105 2500	
				WP- 0 0 7	CL	105 105 3900	
				WP- 0 0 7	CP	105 105 3900	
				WP- 1 9 6	TL	105 105 1300	
				0086T	WP- 1 1 5	TP	105 105 1150
Mercedes Vito (BM638)							
108, 110, 113, 114 z ABS with ABS с ABS *72	ZWP-6648	12.96>	0039P 0086T	WP- 0 2 4	PL	105 105 0800	
				WP- 0 3 1	PP	105 105 2200	
				WP- 5 7 1	CL	105 105 3850	
				WP- 0 3 0	CP	105 105 3700	
				WP- 0 0 3	TL	105 105 1400	
				0086T	WP- 0 2 7	TP	105 105 1250
Mercedes Vito (BM638)							
108 CDI, 110 CDI, 112 CDI z ABS with ABS с ABS	ZWP-6649	03.99>	0039P 0086T 0039T	WP- 2 5 2	PL	105 105 1050	
				WP- 0 4 8	PP	105 105 2500	
				WP- 3 9 2	CL	105 105 5000	
				WP- 3 9 2	CP	105 105 5000	
Mercedes Vito (BM638)							
108 CDI, 110 CDI, 112 CDI bez ABS without ABS без ABS	ZWP-6650	03.99>	0039P 0086T 0039T	WP- 0 0 2	PL	105 105 0850	
				WP- 3 9 0	PP	105 105 2250	
				WP- 0 0 7	CL	105 105 3900	
				WP- 0 0 7	CP	105 105 3900	
				0086T	WP- 1 9 6	TL	105 105 1300
				0039T	WP- 1 1 5	TP	105 105 1150
Mitsubishi Carisma							
1600 (DA1A) 1800 (DA2A) 1900 (DA4A)	ZWP-6701	05.95>	0100P 0086T	WP- 0 1 9	PL	105 105 1000	
				WP- 0 3 9	PP	105 105 1550	
				WP- 0 4 3	TL	105 105 0200	
				WP- 0 4 3	TP	105 105 0200	
				WP- 0 3 6	CL	105 105 2100	
				0086T	WP- 2 5 3	CP	105 105 4200
Mitsubishi Colt							
Wszystkie modele All models Все модели	ZWP-6702	09.80>03.82	0017P 0017T	WP- 0 7 0	ZPL	116 116 0200	
				WP- 0 7 0	ZPP	116 116 0200	
				WP- 1 4 5	PL	116 116 1850	
				WP- 1 1 8	PP	116 116 0300	
				WP- 1 3 6	TL	116 116 0850	
				WP- 1 3 6	TP	116 116 0850	
				WP- 1 4 6	CC	116 116 2100	
				0017T	WP- 1 3 7	CC+	116 116 2400

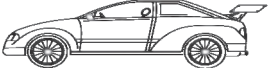





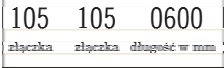
MARKA SAMOCHODU	NUMER ZESTAWU	ROK PRODUKCJI	ODPOWIETRNIK	KOD WP	POLOZENIE	INDEKS
CAR MODEL	NUMBER OF SET	PRODUCTION YEAR	BLEEDER SCREW	WP CODE	LOCATION	INDEX
МОДЕЛЬ АВТОБИЛЯ	НОМЕР НАБОРА	ГОД ВЫПУСКА АВТОБИЛЯ	ШТУЦЕР ПРОВОДНИКИ ТОРМОЗОВ	WP КОД	МЕСТО	ИНДЕКС
						
Mitsubishi Colt						
Wszystkie modele All models Все модели	ZWP-6703	04.82>84	0017P	WP- 070	ZPL	116 116 0200
				WP- 070	ZPP	116 116 0200
				WP- 147	PL	116 116 2000
				WP- 118	PP	116 116 0300
				WP- 136	TL	116 116 0850
				WP- 136	TP	116 116 0850
				WP- 137	CC	116 116 2400
			0017T	WP- 127	CC+	116 116 2600
Mitsubishi Colt						
Wszystkie modele All models Все модели	ZWP-6704	85>03.88	0017P	WP- 130	ZPL	116 116 0250
				WP- 130	ZPP	116 116 0250
				WP- 251	PL	116 116 1600
				WP- 144	PP	116 116 0400
				WP- 125	TL	116 116 0750
				WP- 126	TP	116 116 0900
				WP- 814	CL	116 116 2050
			0017T	WP- 250	CP	116 116 1900
Mitsubishi Colt						
1300 (C51A, C51V), 1500 (C52A)	ZWP-6705	04.88>05.92		WP- 118	ZPL	116 116 0300
				WP- 118	ZPP	116 116 0300
				WP- 581	PL	116 116 1400
				WP- 144	PP	116 116 0400
				WP- 070	TL	116 116 0200
				WP- 070	TP	116 116 0200
				WP- 129	SPL	116 116 1200
				WP- 124	SPP	116 116 1350
				WP- 816	STL	116 116 2250
*66			0086T	WP- 823	STP	116 116 3250
Mitsubishi Colt						
1300 (CA1A) bez ABS without ABS без ABS	ZWP-6706	12.91>94		WP- 810	PL	116 116 1250
				WP- 141	PP	116 116 0600
				WP- 070	TL	116 116 0200
				WP- 070	TP	116 116 0200
				WP- 430	CL	116 116 4200
*66			0086T	WP- 139	CP	116 116 3100
Mitsubishi Colt						
1600 (CA4A) z ABS with ABS c ABS	ZWP-6707	12.91>94		WP- 136	PL	116 116 0850
				WP- 137	PP	116 116 2400
				WP- 070	TL	116 116 0200
				WP- 070	TP	116 116 0200
				WP- 430	CL	116 116 4200
			0086T	WP- 139	CP	116 116 3100
Mitsubishi Colt						
1800 (C58A)	ZWP-6708	11.89>05.96		WP- 118	ZPL	116 116 0300
				WP- 118	ZPP	116 116 0300
				WP- 581	PL	116 116 1400
				WP- 144	PP	116 116 0400
				WP- 118	TL	116 116 0300
				WP- 118	TP	116 116 0300
				WP- 129	SPL	116 116 1200
				WP- 124	SPP	116 116 1350
				WP- 816	STL	116 116 2250
*66			0086T	WP- 823	STP	116 116 3250
Mitsubishi Colt						
Wszystkie modele All models Все модели	ZWP-6744	06.04>		WP- 018	PL	105 105 0650
				WP- 003	PP	105 105 1400
				WP- 004	CL	105 105 3100
				WP- 712	CP	105 105 4050
Mitsubishi Galant						
1600 (E11A), 1800 (E14A)	ZWP-6709	85>87	0017P	WP- 130	ZPL	116 116 0250
				WP- 130	ZPP	116 116 0250
				WP- 223	PL	116 116 1550
				WP- 134	PP	116 116 0500
				WP- 070	TL	116 116 0200
				WP- 070	TP	116 116 0200
				WP- 449	CC	116 116 3800
			0017T	WP- 450	CC+	116 116 5700
Mitsubishi Galant						
1600 (E31A), 1800 (E32A, E34A) bez ABS without ABS без ABS	ZWP-6710	88>90	0017P	WP- 130	ZPL	116 116 0250
				WP- 118	ZPP	116 116 0300
				WP- 125	PL	116 116 0750
				WP- 124	PP	116 116 1350
				WP- 070	TL	116 116 0200
				WP- 070	TP	116 116 0200
				WP- 139	CC	116 116 3100
			0086T	WP- 569	CC+	116 116 4050

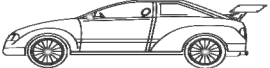





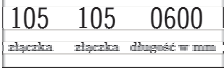
MARKA SAMOCHODU	NUMER ZESTAWU	ROK PRODUKCJI	ODPOWIETRNIK	KOD WP	POLOZENIE	INDEKS	
CAR MODEL	NUMBER OF SET	PRODUCTION YEAR	BLEEDER SCREW	WP CODE	LOCATION	INDEX	
МОДЕЛЬ АВТОМОБИЛЯ	НОМЕР НАБОРА	ГОД ВЫПУСКА АВТОМОБИЛЯ	ШТУЦЕР ПРОКАМКИ ТОРМОЗОВ	WP КОД	МЕСТО	ИНДЕКС	
							
Mitsubishi Galant							
1800 (E32A)	ZWP-6711	10.88>05.91	0017P	WP- 1 1 8	ZPL	116 116 0300	
z ABS				WP- 1 1 8	ZPP	116 116 0300	
with ABS				WP- 1 2 5	PL	116 116 0750	
c ABS				WP- 1 2 7	PP	116 116 2600	
				WP- 1 2 0	TL	116 116 0550	
				WP- 2 2 2	TP	116 116 1650	
				WP- 1 3 0	ZTL	116 116 0250	
				WP- 1 3 0	ZTP	116 116 0250	
				0069T	WP- 1 3 7	CL	116 116 2400
				0086T	WP- 8 1 8	CP	116 116 2550
Mitsubishi Galant							
2000 (E15A), 2400 (E16A)	ZWP-6712	85>87	0017P	WP- 1 3 0	ZPL	116 116 0250	
bez ABS				WP- 1 1 8	ZPP	116 116 0300	
without ABS				WP- 2 2 3	PL	116 116 1550	
без ABS				WP- 1 3 4	PP	116 116 0500	
				WP- 1 3 0	TL	116 116 0250	
				WP- 1 3 0	TP	116 116 0250	
				WP- 4 4 9	CC	116 116 3800	
				0086T	WP- 4 5 0	CC+	116 116 5700
Mitsubishi Galant							
2000 (E15A), 2400 (E16A)	ZWP-6713	85>87	0017P	WP- 1 3 0	ZPL	116 116 0250	
z ABS				WP- 1 1 8	ZPP	116 116 0300	
with ABS				WP- 1 2 5	PL	116 116 0750	
c ABS				WP- 1 4 2	PP	116 116 2500	
				WP- 2 1 8	TL	116 116 1800	
				WP- 1 4 1	TP	116 116 0600	
				WP- 1 3 0	ZTL	116 116 0250	
				WP- 1 3 0	ZTP	116 116 0250	
				WP- 2 3 6	CC	116 116 3200	
				0086T	WP- 2 3 6	CC+	116 116 3200
Mitsubishi Galant							
2000 (E38A, E39A)	ZWP-6714	89>90	0017P	WP- 1 3 0	ZPL	116 116 0250	
bez ABS				WP- 1 1 8	ZPP	116 116 0300	
without ABS				WP- 1 2 5	PL	116 116 0750	
без ABS				WP- 1 2 4	PP	116 116 1350	
				WP- 8 2 5	CC	116 116 3450	
				0086T	WP- 8 2 7	CC+	116 116 4300
Mitsubishi Galant							
2000 (E33A)	ZWP-6715	88>90	0017P	WP- 1 3 0	ZPL	116 116 0250	
bez ABS				WP- 1 1 8	ZPP	116 116 0300	
without ABS				WP- 1 2 5	PL	116 116 0750	
без ABS				WP- 1 2 4	PP	116 116 1350	
				WP- 1 1 8	TL	116 116 0300	
				WP- 1 3 0	TP	116 116 0250	
				WP- 8 2 5	CC	116 116 3450	
				0086T	WP- 8 2 7	CC+	116 116 4300
Mitsubishi Galant							
2000 (E38A, E39A)	ZWP-6716	88>90	0017P	WP- 1 3 0	ZPL	116 116 0250	
z ABS				WP- 1 1 8	ZPP	116 116 0300	
with ABS				WP- 1 2 6	PL	116 116 0900	
c ABS				WP- 8 1 9	PP	116 116 2700	
				WP- 8 1 0	SPL	116 116 1250	
				WP- 1 2 4	SPP	116 116 1350	
				WP- 8 2 5	STL	116 116 3450	
				0086T	WP- 8 2 7	STP	116 116 4300
Mitsubishi Galant							
2000 (E38A)	ZWP-6711	10.88>05.91	0017P	WP- 1 1 8	ZPL	116 116 0300	
z ABS				WP- 1 1 8	ZPP	116 116 0300	
with ABS				WP- 1 2 5	PL	116 116 0750	
c ABS				WP- 1 2 7	PP	116 116 2600	
				WP- 1 2 0	TL	116 116 0550	
				WP- 2 2 2	TP	116 116 1650	
				WP- 1 3 0	ZTL	116 116 0250	
				WP- 1 3 0	ZTP	116 116 0250	
				WP- 1 3 7	CL	116 116 2400	
				0086T	WP- 8 1 8	CP	116 116 2550
Mitsubishi Galant							
1800 (E32A)	ZWP-6711	06.91>10.91	0017P	WP- 1 1 8	ZPL	116 116 0300	
z ABS				WP- 1 1 8	ZPP	116 116 0300	
with ABS				WP- 1 2 5	PL	116 116 0750	
c ABS				WP- 1 2 7	PP	116 116 2600	
				WP- 1 2 0	TL	116 116 0550	
				WP- 2 2 2	TP	116 116 1650	
				WP- 1 3 0	ZTL	116 116 0250	
				WP- 1 3 0	ZTP	116 116 0250	
				0069T	WP- 1 3 7	CL	116 116 2400
				0086T	WP- 8 1 8	CP	116 116 2550

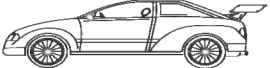






MARKA SAMOCHODU	NUMER ZESTAWU	ROK PRODUKCJI	ODPOWIETRNIK	KOD WP	POLOZENIE	INDEKS
CAR MODEL	NUMBER OF SET	PRODUCTION YEAR	BLEEDER SCREW	WP CODE	LOCATION	INDEX
МОДЕЛЬ АВТОБИЛЯ	НОМЕР НАБОРА	ГОД ВЫПУСКА АВТОБИЛЯ	ШТУЦЕР ПРОКАЧКИ ТОРМОЗОВ	WP КОД	МЕСТО	ИНДЕКС
						
Mitsubishi Galant						
1800 (E32A) z ABS with ABS c ABS	ZWP-6719	11.91>10.92	0088P	WP- 1 1 8	ZPL	116 116 0300
				WP- 1 1 8	ZPP	116 116 0300
				WP- 1 2 5	PL	116 116 0750
				WP- 8 1 8	PP	116 116 2550
				WP- 1 2 0	TL	116 116 0550
				WP- 2 2 2	TP	116 116 1650
				WP- 1 3 0	ZTL	116 116 0250
				WP- 1 3 0	ZTP	116 116 0250
			0069T	WP- 1 3 7	CL	116 116 2400
			0086T	WP- 8 1 8	CP	116 116 2550
Mitsubishi Galant						
1800 (E52A) z ABS with ABS c ABS	ZWP-6720	11.92>11.94	0088P	WP- 5 8 1	PL	116 116 1400
				WP- 1 3 1	PP	116 116 0700
				WP- 0 7 0	TL	116 116 0200
				WP- 0 7 0	TP	116 116 0200
			0086T	WP- 8 2 7	CL	116 116 4300
			0069T	WP- 1 2 2	CP	116 116 3700
Mitsubishi Galant						
1800 (E52A) z ABS with ABS c ABS	ZWP-6721	11.92>11.94	0088P	WP- 5 8 1	PL	116 116 1400
				WP- 1 3 1	PP	116 116 0700
			0086T	WP- 8 2 7	CL	116 116 4300
			0069T	WP- 1 2 2	CP	116 116 3700
Mitsubishi Galant						
2000 (E33A) z ABS with ABS c ABS	ZWP-6711	06.91>10.92	0088P	WP- 1 1 8	ZPL	116 116 0300
				WP- 1 1 8	ZPP	116 116 0300
				WP- 1 2 5	PL	116 116 0750
				WP- 1 2 7	PP	116 116 2600
				WP- 1 2 0	TL	116 116 0550
				WP- 2 2 2	TP	116 116 1650
				WP- 1 3 0	ZTL	116 116 0250
				WP- 1 3 0	ZTP	116 116 0250
				WP- 1 3 7	CL	116 116 2400
			0086T	WP- 8 1 8	CP	116 116 2550
Mitsubishi Galant						
2000 (E54A, E55A, E57A) z ABS with ABS c ABS	ZWP-6720	11.92>11.94	0088P	WP- 5 8 1	PL	116 116 1400
				WP- 1 3 1	PP	116 116 0700
				WP- 0 7 0	TL	116 116 0200
				WP- 0 7 0	TP	116 116 0200
			0086T	WP- 8 2 7	CL	116 116 4300
			0069T	WP- 1 2 2	CP	116 116 3700
Mitsubishi Galant						
2000 (E54A, E55A, E57A) z ABS with ABS c ABS	ZWP-6721	11.92>11.94	0088P	WP- 5 8 1	PL	116 116 1400
				WP- 1 3 1	PP	116 116 0700
			0086T	WP- 8 2 7	CL	116 116 4300
			0069T	WP- 1 2 2	CP	116 116 3700
Mitsubishi Galant						
1800 (E52A) z ABS z ABS with ABS c ABS	ZWP-6725	12.94>05.96	0088P	WP- 2 2 4	PL	116 116 1450
				WP- 1 3 8	PP	116 116 0350
				WP- 0 7 0	TL	116 116 0200
				WP- 0 7 0	TP	116 116 0200
			0086T	WP- 8 2 7	CL	116 116 4300
			0069T	WP- 5 6 7	CP	116 116 3550
Mitsubishi Galant						
1800 (E52A) z ABS with ABS c ABS	ZWP-6726	12.94>05.96	0088P	WP- 2 2 4	PL	116 116 1450
				WP- 1 3 8	PP	116 116 0350
			0086T	WP- 8 2 7	CL	116 116 4300
			0069T	WP- 5 6 7	CP	116 116 3550
Mitsubishi Galant						
2000 (E54A, E55A, E57A) z ABS with ABS c ABS	ZWP-6725	12.94>05.96	0088P	WP- 2 2 4	PL	116 116 1450
				WP- 1 3 8	PP	116 116 0350
				WP- 0 7 0	TL	116 116 0200
				WP- 0 7 0	TP	116 116 0200
			0086T	WP- 8 2 7	CL	116 116 4300
			0069T	WP- 5 6 7	CP	116 116 3550
Mitsubishi Galant						
2000 (E54A, E55A, E57A) z ABS with ABS c ABS	ZWP-6726	12.94>05.96	0088P	WP- 2 2 4	PL	116 116 1450
				WP- 1 3 8	PP	116 116 0350
			0086T	WP- 8 2 7	CL	116 116 4300
			0069T	WP- 5 6 7	CP	116 116 3550
Mitsubishi Galant						
2000 (EA2A, EA6A) z ABS with ABS c ABS	ZWP-6729	10.96>03.00	0088P	WP- 8 1 0	PL	116 116 1250
				WP- 1 3 4	PP	116 116 0500
				WP- 8 2 7	CL	116 116 4300
			0086T	WP- 8 2 4	CP	116 116 3350
Mitsubishi Galant						
2500 (EA2A) z ABS with ABS c ABS	ZWP-6729	10.96>03.00	0088P	WP- 8 1 0	PL	116 116 1250
				WP- 1 3 4	PP	116 116 0500
				WP- 8 2 7	CL	116 116 4300
			0086T	WP- 8 2 4	CP	116 116 3350

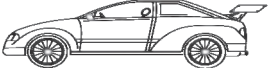





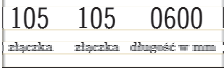
MARKA SAMOCHODU	NUMER ZESTAWU	ROK PRODUKCJI	ODPOWIETRNIK	KOD WP	POLOZENIE	INDEKS	
CAR MODEL	NUMBER OF SET	PRODUCTION YEAR	BLEEDER SCREW	WP CODE	LOCATION	INDEX	
МОДЕЛЬ АВТОБИЯ	НОМЕР НАБОРА	ГОД ВЫПУСКА АВТОБИЯ	ШТУЦЕР ПРОКАЧКИ ТОРМОЗОВ	WP КОД	МЕСТО	ИНДЕКС	
							
Mitsubishi Lancer							
Wszystkie modele All models Все модели	ZWP-6703	04.82>84	0017P	WP- 0 7 0	ZPL	116 116 0200	
				WP- 0 7 0	ZPP	116 116 0200	
				WP- 1 4 7	PL	116 116 2000	
				WP- 1 1 8	PP	116 116 0300	
				WP- 1 3 6	TL	116 116 0850	
				WP- 1 3 6	TP	116 116 0850	
				WP- 1 3 7	CC	116 116 2400	
				0017T	WP- 1 2 7	CC+	116 116 2600
Mitsubishi Galant							
Wszystkie modele All models Все модели	ZWP-6704	85>88	0017P	WP- 1 3 0	ZPL	116 116 0250	
				WP- 1 3 0	ZPP	116 116 0250	
				WP- 2 5 1	PL	116 116 1600	
				WP- 1 4 4	PP	116 116 0400	
				WP- 1 2 5	TL	116 116 0750	
				WP- 1 2 6	TP	116 116 0900	
				WP- 8 1 4	CL	116 116 2050	
				0017T	WP- 2 5 0	CP	116 116 1900
Mitsubishi Lancer							
1300 (CB1A) bez ABS without ABS без ABS	ZWP-6706	12.91>	0088P	WP- 8 1 0	PL	116 116 1250	
				WP- 1 4 1	PP	116 116 0600	
				WP- 0 7 0	TL	116 116 0200	
				WP- 0 7 0	TP	116 116 0200	
				WP- 4 3 0	CL	116 116 4200	
				0086T	WP- 1 3 9	CP	116 116 3100
Mitsubishi Lancer							
1300 (C61A), 1500 (C62A)	ZWP-6734	04.88>05.94	0088P	WP- 1 1 8	ZPL	116 116 0300	
				WP- 1 1 8	ZPP	116 116 0300	
				WP- 5 8 1	PL	116 116 1400	
				WP- 1 4 4	PP	116 116 0400	
				WP- 0 7 0	TL	116 116 0200	
				WP- 0 7 0	TP	116 116 0200	
				WP- 1 2 9	SPL	116 116 1200	
				WP- 1 2 4	SPP	116 116 1350	
				WP- 8 1 6	STL	116 116 2250	
				0086T	WP- 1 4 3	STP	116 116 3300
Mitsubishi Lancer							
1600 (CB4A) z ABS with ABS c ABS	ZWP-6707	12.91>94	0088P	WP- 1 3 6	PL	116 116 0850	
				WP- 1 3 7	PP	116 116 2400	
				WP- 0 7 0	TL	116 116 0200	
				WP- 0 7 0	TP	116 116 0200	
				WP- 4 3 0	CL	116 116 4200	
				0086T	WP- 1 3 9	CP	116 116 3100
Mitsubishi L300							
K11T, K12T, K14T	ZWP-6736	11.86>08.96	0017P	WP- 0 7 0	ZPL	116 116 0200	
				WP- 0 7 0	ZPP	116 116 0200	
				WP- 1 1 8	PL	116 116 0300	
				WP- 1 4 4	PL+	116 116 0400	
				WP- 8 1 3	PP	116 116 1950	
				WP- 1 3 4	TL	116 116 0500	
				WP- 2 5 1	TP	116 116 1600	
				WP- 8 2 4	CC	116 116 3350	
				0017T	WP- 8 2 5	CC+	116 116 3450
Mitsubishi L300							
P03V	ZWP-6737	11.86>05.94	0017P	WP- 1 1 8	ZPL	116 116 0300	
				WP- 1 1 8	ZPP	116 116 0300	
				WP- 1 1 8	PL	116 116 0300	
				WP- 1 4 8	PP	116 116 0800	
				WP- 4 3 1	TL	116 116 0650	
				WP- 2 2 2	TP	116 116 1650	
				WP- 1 4 7	SPL	116 116 2000	
				WP- 1 3 3	SPP	116 116 1100	
				WP- 2 5 0	STL	116 116 1900	
				0017T	WP- 2 5 0	STP	116 116 1900
Mitsubishi L300							
P04V	ZWP-6737	11.86>05.94	0017P	WP- 1 1 8	ZPL	116 116 0300	
				WP- 1 1 8	ZPP	116 116 0300	
				WP- 1 1 8	PL	116 116 0300	
				WP- 1 4 8	PP	116 116 0800	
				WP- 4 3 1	TL	116 116 0650	
				WP- 2 2 2	TP	116 116 1650	
				WP- 1 4 7	SPL	116 116 2000	
				WP- 1 3 3	SPP	116 116 1100	
				WP- 2 5 0	STL	116 116 1900	
				0017T	WP- 2 5 0	STP	116 116 1900

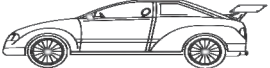





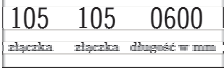
MARKA SAMOCHODU	NUMER ZESTAWU	ROK PRODUKCJI	ODPOWIETRNIK	KOD WP	POLOZENIE	INDEKS
CAR MODEL	NUMBER OF SET	PRODUCTION YEAR	BLEEDER SCREW	WP CODE	LOCATION	INDEX
МОДЕЛЬ АВТОМБИЯ	НОМЕР НАБОРА	ГОД ВЫПУСКА АВТОМБИЯ	ШТУЦЕР ПРОКАЧКИ ТОРМОЗОВ	WP КОД	МЕСТО	ИНДЕКС
						
Mitsubishi L300						
P05V	ZWP-6737	11.86>05.94	0017P	WP- 1 1 8	ZPL	116 116 0300
				WP- 1 1 8	ZPP	116 116 0300
				WP- 1 1 8	PL	116 116 0300
				WP- 1 4 8	PP	116 116 0800
				WP- 4 3 1	TL	116 116 0650
				WP- 2 2 2	TP	116 116 1650
				WP- 1 4 7	SPL	116 116 2000
				WP- 1 3 3	SPP	116 116 1100
				WP- 2 5 0	STL	116 116 1900
			0017T	WP- 2 5 0	STP	116 116 1900
Mitsubishi L300						
P25V	ZWP-6740	11.86>05.94	0017P	WP- 0 7 0	ZPL	116 116 0200
				WP- 0 7 0	ZPP	116 116 0200
				WP- 4 3 1	PL	116 116 0650
				WP- 5 8 1	PP	116 116 1400
				WP- 4 3 1	TL	116 116 0650
				WP- 2 2 0	TP	116 116 1700
				WP- 1 4 7	SPL	116 116 2000
				WP- 1 2 4	SPP	116 116 1350
				WP- 2 5 0	STL	116 116 1900
			0017T	WP- 2 5 0	STP	116 116 1900
Mitsubishi L300						
P45V	ZWP-6741	11.86>05.94	0017P	WP- 0 7 0	ZPL	116 116 0200
				WP- 0 7 0	ZPP	116 116 0200
				WP- 4 3 1	PL	116 116 0650
				WP- 5 8 1	PP	116 116 1400
				WP- 4 3 1	TL	116 116 0650
				WP- 2 2 0	TP	116 116 1700
				WP- 1 2 4	SPL	116 116 1350
				WP- 1 4 7	SPP	116 116 2000
				WP- 2 5 0	STL	116 116 1900
			0017T	WP- 1 4 7	STP	116 116 2000
Mitsubishi Pajero						
Wszystkie modele All models Все модели	ZWP-6742	04.83>87	0019P	WP- 0 7 0	ZPL	116 116 0200
				WP- 0 7 0	ZPP	116 116 0200
				WP- 1 3 4	PL	116 116 0500
				WP- 1 2 7	PP	116 116 2600
				WP- 1 4 4	TL	116 116 0400
				WP- 2 5 1	TP	116 116 1600
				WP- 1 3 7	CC	116 116 2400
			0017T	WP- 1 2 7	CC+	116 116 2600
Mitsubishi Space Star						
Wszystkie modele All models Все модели	ZWP-6743	06.98>	0100P	WP- 0 1 4	PL	105 105 2400
				WP- 0 3 3	PP	105 105 0700
				WP- 0 3 2	CL	105 105 2800
			0053T	WP- 0 0 7	CP	105 105 3900
Moskwicz 2140						
	ZWP-6801	78>		WP- 1121	PL	112 112 0520
				WP- 991	PL+	112 112 0610
				WP- 1313	PP	112 112 1225
				WP- 1353	PP+	112 112 1440
				WP- 53	TL	112 112 0500
				WP- 410	TP	112 112 1000
				WP- 55	CC	112 112 2100
Moskwicz M412						
	ZWP-6802	03.71>		WP- 612	PL	103 103 0500
				WP- 613	PL+	103 103 0700
				WP- 617	PP	103 103 1200
				WP- 645	PP+	103 103 1450
				WP- 631	TL	103 103 0450
				WP- 633	TP	103 103 0950
				WP- 646	CC	103 103 2050
Nissan Almera N15						
Wszystkie modele, z ABS All models, with ABS Все модели, с ABS	ZWP-6901	07.95>04.00		WP- 1 4 0	PL	116 116 1500
				WP- 1 2 3	PP	116 116 0450
				WP- 9 6 3	TL	116 116 3300
				WP- 5 6 8	TP	116 116 4150
Nissan 1500						
Pick-up	ZWP-6902	70>77	0017P	WP- 1 4 0	PL	116 116 1500
				WP- 1 4 8	PP	116 116 0800
				WP- 1 2 9	TL	116 116 1200
				WP- 1 1 8	TP	116 116 0300
				WP- 1 3 3	CL	116 116 1100
				WP- 2 5 0	SPP	116 116 1900
*68			0053T	WP- 8 1 3	STP	116 116 1950

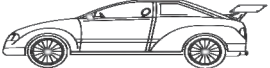






MARKA SAMOCHODU	NUMER ZESTAWU	ROK PRODUKCJI	ODPOWIETRNIK	KOD WP	POLOZENIE	INDEKS	
CAR MODEL	NUMBER OF SET	PRODUCTION YEAR	BLEEDER SCREW	WP CODE	LOCATION	INDEX	
МОДЕЛЬ АВТОМБИЛЯ	НОМЕР НАБОРА	ГОД ВЫПУСКА АВТОМБИЛЯ	ШТУЦЕР ПРОКАЧКИ ТОРМОЗОВ	WP КОД	МЕСТО	ИНДЕКС	
							
Nissan 1500							
Pick-up	ZWP-6903	77>80	0017P	WP- 1 1 8	ZPL	116 116 0300	
				WP- 1 1 8	ZPP	116 116 0300	
				WP- 1 4 0	PL	116 116 1500	
				WP- 1 2 3	PP	116 116 0450	
				WP- 1 3 6	PP+	116 116 0850	
				WP- 1 2 9	TL	116 116 1200	
				WP- 1 1 8	TP	116 116 0300	
				WP- 9 6 0	CL	116 116 0850	
*69				WP- 1 4 5	SPP	116 116 1850	
*74				0053T	WP- 1 4 7	STP	116 116 2000
Nissan 100A , 120A							
E10 Sedan	ZWP-6904	09.71>77	0017P	WP- 1 3 5	ZPL	116 116 0150	
				WP- 1 3 5	ZPP	116 116 0150	
				WP- 1 3 6	PL	116 116 0850	
				WP- 1 3 0	PP	116 116 0250	
				WP- 1 1 9	TL	116 116 0950	
				WP- 1 2 0	ZTL	116 116 0550	
				WP- 1 2 0	ZTP	116 116 0550	
				0053T	WP- 1 3 7	CC	116 116 2400
Nissan 100A , 120A							
F10 Sedan, Coupe	ZWP-6905	02.75>01.78	0017P	WP- 1 3 0	ZPL	116 116 0250	
				WP- 1 3 0	ZPP	116 116 0250	
				WP- 1 4 0	PL	116 116 1500	
				WP- 1 4 1	PP	116 116 0600	
				WP- 1 1 9	TL	116 116 0950	
				WP- 1 2 0	ZTL	116 116 0550	
				WP- 1 2 0	ZTP	116 116 0550	
*71				0053T	WP- 1 4 2	CC	116 116 2500
Nissan 100A , 120A							
F10 Sedan, Coupe	ZWP-6905	02.75>79	0017P	WP- 1 3 0	ZPL	116 116 0250	
				WP- 1 3 0	ZPP	116 116 0250	
				WP- 1 4 0	PL	116 116 1500	
				WP- 1 4 1	PP	116 116 0600	
				WP- 1 1 9	TL	116 116 0950	
				WP- 1 2 0	ZTL	116 116 0550	
				WP- 1 2 0	ZTP	116 116 0550	
*72				0053T	WP- 1 4 2	CC	116 116 2500
Nissan 100A , 120A							
E10 Kombi	ZWP-6907	09.71>77	0017P	WP- 1 3 5	ZPL	116 116 0150	
				WP- 1 3 5	ZPP	116 116 0150	
				WP- 1 3 6	PL	116 116 0850	
				WP- 1 3 0	PP	116 116 0250	
				WP- 1 3 3	TL	116 116 1100	
				WP- 1 1 8	TP	116 116 0300	
				0053T	WP- 8 2 2	CC	116 116 3050
Nissan 100A , 120A							
E10 Kombi	ZWP-6908	02.75>01.78	0017P	WP- 1 3 0	ZPL	116 116 0250	
				WP- 1 3 0	ZPP	116 116 0250	
				WP- 1 4 0	PL	116 116 1500	
				WP- 1 4 1	PP	116 116 0600	
				WP- 1 3 3	TL	116 116 1100	
				WP- 1 1 8	TP	116 116 0300	
				0053T	WP- 1 4 3	CC	116 116 3300
Nissan 100A , 120A							
E10 Kombi	ZWP-6908	02.75>79	0017P	WP- 1 3 0	ZPL	116 116 0250	
				WP- 1 3 0	ZPP	116 116 0250	
				WP- 1 4 0	PL	116 116 1500	
				WP- 1 4 1	PP	116 116 0600	
				WP- 1 3 3	TL	116 116 1100	
				WP- 1 1 8	TP	116 116 0300	
				0053T	WP- 1 4 3	CC	116 116 3300
Nissan 120Y , 140Y							
B210	ZWP-6910	09.74>78	0017P	WP- 1 1 8	ZPL	116 116 0300	
				WP- 1 1 8	ZPP	116 116 0300	
				WP- 1 2 9	PL	116 116 1200	
				WP- 1 3 1	PP	116 116 0700	
				WP- 1 3 3	TL	116 116 1100	
				WP- 1 3 4	TP	116 116 0500	
				0053T	WP- 1 4 2	CC	116 116 2500
Nissan 120Y , 140Y							
B310	ZWP-6911	78>82	0017P	WP- 1 1 8	ZPL	116 116 0300	
				WP- 1 1 8	ZPP	116 116 0300	
				WP- 1 2 4	PL	116 116 1350	
				WP- 1 3 4	PP	116 116 0500	
				WP- 1 3 2	TL	116 116 1050	
				WP- 1 4 1	TP	116 116 0600	
				0053T	WP- 1 3 7	CC	116 116 2400

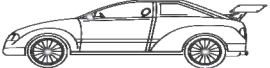





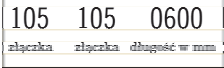
MARKA SAMOCHODU	NUMER ZESTAWU	ROK PRODUKCJI	ODPOWIETRNIK	KOD WP	POLOZENIE	INDEKS	
CAR MODEL	NUMBER OF SET	PRODUCTION YEAR	BLEEDER SCREW	WP CODE	LOCATION	INDEX	
МОДЕЛЬ АВТОБИЯ	НОМЕР НАБОРА	ГОД ВЫПУСКА АВТОБИЯ	ШТУЦЕР ПРОКАЧКИ ТОРМОЗОВ	WP КОД	МЕСТО	ИНДЕКС	
							
Nissan 140J , 160J							
710 Std, DX	ZWP-6912	09.74>79	0017P	WP- 1 1 8	ZPL	116 116 0300	
				WP- 1 1 8	ZPP	116 116 0300	
				WP- 1 4 4	PL	116 116 0400	
				WP- 1 3 4	PP	116 116 0500	
				WP- 1 1 9	TL	116 116 0950	
				WP- 1 2 0	TP	116 116 0550	
				WP- 1 2 5	SP	116 116 0750	
				0053T	WP- 1 2 7	ST	116 116 2600
Nissan 120Y , 140Y							
A10 Violet	ZWP-6913	08.78>82	0017P	WP- 1 4 4	ZPL	116 116 0400	
				WP- 1 4 4	ZPP	116 116 0400	
				WP- 1 4 4	PL	116 116 0400	
				WP- 2 5 1	PP	116 116 1600	
				WP- 1 3 2	TL	116 116 1050	
				WP- 1 4 1	TP	116 116 0600	
				0053T	WP- 1 4 6	CC	116 116 2100
Nissan 160B , 180B							
810	ZWP-6914	08.76>06.80	0017P	WP- 1 4 4	ZPL	116 116 0400	
				WP- 1 4 4	ZPP	116 116 0400	
				WP- 1 3 4	PL	116 116 0500	
				WP- 1 3 4	PP	116 116 0500	
				WP- 1 3 4	TL	116 116 0500	
				WP- 1 2 0	TP	116 116 0550	
				WP- 8 1 5	CL	116 116 2150	
				WP- 1 4 8	SPP	116 116 0800	
				0053T	WP- 1 1 9	STP	116 116 0950
				Nissan Bluebird			
U11	ZWP-6953	01.84>11.85	0017P	WP- 1 2 6	PL	116 116 0900	
				WP- 1 3 3	PP	116 116 1100	
				WP- 8 2 4	CL	116 116 3350	
				WP- 8 2 4	CP	116 116 3350	
				WP- 1 3 3	TP	116 116 1100	
				WP- 1 3 6	TL	116 116 0850	
				WP- 0 7 0	ZTL	116 116 0200	
				0053T	WP- 0 7 0	ZTP	116 116 0200
Nissan Bluebird							
910	ZWP-6915	01.80>84	0017P	WP- 1 4 7	PL	116 116 2000	
				WP- 1 4 1	PP	116 116 0600	
				WP- 1 4 1	TL	116 116 0600	
				WP- 1 2 0	TP	116 116 0550	
				0053T	WP- 1 2 1	CC	116 116 2800
Nissan Bluebird							
T12	ZWP-6916	12.85>06.87	0017P	WP- 4 2 9	PL	116 116 1000	
				WP- 8 1 3	PP	116 116 1950	
				WP- 8 1 0	TL	116 116 1250	
				WP- 1 2 6	TP	116 116 0900	
				WP- 8 6 4	CL	116 116x 4000	
				0053T	WP- 8 6 5	CP	116 116x 4200
Nissan Bluebird							
T12	ZWP-6917	07.87>01.88	0017P	WP- 4 2 9	PL	116 116 1000	
				WP- 8 1 3	PP	116 116 1950	
				WP- 8 1 0	TL	116 116 1250	
				WP- 1 2 6	TP	116 116 0900	
				WP- 8 6 2	CL	116 116x 3400	
				0053T	WP- 8 6 8	CP	116 116x 4500
Nissan Bluebird							
T12	ZWP-6918	02.88>02.90	0017P	WP- 1 2 5	PL	116 116 0750	
				WP- 8 1 3	PP	116 116 1950	
				WP- 8 1 0	TL	116 116 1250	
				WP- 1 2 6	TP	116 116 0900	
				WP- 8 6 2	CL	116 116x 3400	
				0053T	WP- 8 6 8	CP	116 116x 4500
Nissan Bluebird							
U11 Kombi	ZWP-6919	84>06.90	0017P	WP- 1 2 6	PL	116 116 0900	
				WP- 1 3 3	PP	116 116 1100	
				WP- 1 3 3	TL	116 116 1100	
				WP- 1 3 6	TP	116 116 0850	
				WP- 2 3 6	CC	116 116 3200	
				0053T	WP- 2 3 6	CC+	116 116 3200
Nissan Cherry							
N10	ZWP-6920	08.78>82	0017P	WP- 1 3 0	ZPL	116 116 0250	
				WP- 1 3 0	ZPP	116 116 0250	
				WP- 1 3 2	PL	116 116 1050	
				WP- 1 2 5	PP	116 116 0750	
				WP- 1 3 2	TL	116 116 1050	
				WP- 1 3 1	ZTL	116 116 0700	
				WP- 1 3 1	ZTP	116 116 0700	
				WP- 1 4 7	CL	116 116 2000	
				0053T	WP- 2 3 5	CP	116 116 2200

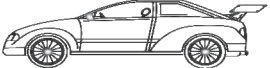
MARKA SAMOCHODU	NUMER ZESTAWU	ROK PRODUKCJI	ODPOWIETRNIK	KOD WP	POLOZENIE	INDEKS
CAR MODEL	NUMBER OF SET	PRODUCTION YEAR	BLEEDER SCREW	WP CODE	LOCATION	INDEX
МОДЕЛЬ АВТОМБИЯ	НОМЕР НАБОРА	ГОД ВЫПУСКА АВТОМБИЯ	ШТУЦЕР ПРОКАЧКИ ТОРМОЗОВ	WP КОД	МЕСТО	ИНДЕКС
						
Nissan Cherry						
N12	ZWP-6921	04.82>05.88	0017P	WP- 1 3 3	PL	116 116 1100
				WP- 1 2 5	PP	116 116 0750
				WP- 1 2 6	TL	116 116 0900
				WP- 1 4 4	ZTL	116 116 0400
				WP- 1 4 4	ZTP	116 116 0400
				WP- 2 3 5	CL	116 116 2200
			0053T	WP- 2 3 5	CP	116 116 2200
Nissan King Cab						
	ZWP-6922	82>85	0017P	WP- 1 1 8	ZPL	116 116 0300
				WP- 1 1 8	ZPP	116 116 0300
				WP- 1 3 6	PL	116 116 0850
				WP- 2 3 5	PP	116 116 2200
				WP- 1 2 9	TL	116 116 1200
				WP- 1 2 3	TP	116 116 0450
				WP- 2 2 2	SP	116 116 1650
			0053T	WP- 2 1 8	ST	116 116 1800
Nissan King Cab 2WD						
D21 (Z20, SD23, TD25)	ZWP-6923	09.85.04.92	0017P	WP- 8 1 6	PL	116 116 2250
				WP- 8 5 9	PP	116 116x 2250
				WP- 8 5 5	TL	116 116x 1100
				WP- 8 5 0	TP	116 116x 0400
				WP- 5 8 1	SP	116 116 1400
*73			0053T	WP- 8 5 8	ST	116 116x 1850
Nissan King Cab 2WD						
D21 (Z20, SD23, TD25)	ZWP-6924	09.85.04.92	0017P	WP- 8 1 6	PL	116 116 2250
				WP- 8 5 9	PP	116 116x 2250
				WP- 8 5 5	TL	116 116x 1100
				WP- 8 5 0	TP	116 116x 0400
				WP- 2 3 6	CL	116 116 3200
*74			0053T	WP- 8 2 3	CP	116 116 3250
Nissan Micra						
K10	ZWP-6925	83>92	0017P	WP- 1 4 4	PL	116 116 0400
				WP- 1 2 4	PP	116 116 1350
				WP- 1 3 5	TL	116 116 0150
				WP- 1 3 5	TP	116 116 0150
				WP- 1 2 7	CL	116 116 2600
			0053T	WP- 1 2 2	CP	116 116 3700
Nissan Micra						
K11E bez ABS without ABS без ABS	ZWP-6926	08.92>02.03	0017P	WP- 0 0 1	PL	105 105 0300
				WP- 1 9 6	PP	105 105 1300
				WP- 0 4 3	TL	105 105 0200
				WP- 0 4 3	TP	105 105 0200
				WP- 0 3 2	CC	105 105 2800
			0039T	WP- 0 3 2	CC+	105 105 2800
Nissan Micra						
K11E z ABS with ABS c ABS	ZWP-6927	08.92>02.03	0017P	WP- 0 2 4	PL	105 105 0800
				WP- 4 3 5	PP	105 105 1600
				WP- 0 2 4	TL	105 105 0800
				WP- 0 0 3	TP	105 105 1400
				WP- 0 3 2	CL	105 105 2800
			0039T	WP- 0 3 2	CP	105 105 2800
Nissan Patrol						
160	ZWP-6928	11.79>90	0019P	WP- 1 1 8	PL	116 116 0300
				WP- 1 4 8	PL+	116 116 0800
				WP- 1 2 6	PP	116 116 0900
				WP- 1 2 9	TL	116 116 1200
				WP- 1 3 4	TP	116 116 0500
				WP- 1 4 5	CL	116 116 1850
				WP- 1 4 5	SPP	116 116 1850
				WP- 4 2 9	STP	116 116 1000
Nissan Patrol						
160/260	ZWP-6929	85>	0019P	WP- 1 1 8	ZPL	116 116 0300
				WP- 1 1 8	ZPP	116 116 0300
				WP- 8 5 5	PL	116 116x 1100
				WP- 8 1 3	PP	116 116 1950
				WP- 8 5 6	TL	116 116x 1300
				WP- 8 5 2	TP	116 116x 0500
				WP- 2 2 0	SP	116 116 1700
				WP- 1 2 5	ST	116 116 0750
Nissan Patrol						
260	ZWP-6930	04.89>	0019P	WP- 3 5 4	PL	105 116 0350
				WP- 1 2 6	PP	116 116 0900
				WP- 1 1 9	TL	116 116 0950
				WP- 1 2 5	TP	116 116 0750
				WP- 8 2 0	CL	116 116 2950
				WP- 8 2 0	CP	116 116 2950

MARKA SAMOCHODU	NUMER ZESTAWU	ROK PRODUKCJI	ODPOWIETRNIK	KOD WP	POLOZENIE	INDEKS
CAR MODEL	NUMBER OF SET	PRODUCTION YEAR	BLEEDER SCREW	WP CODE	LOCATION	INDEX
МОДЕЛЬ АВТОМБИЯ	НОМЕР НАБОРА	ГОД ВЫПУСКА АВТОМБИЯ	ШТУЦЕР ПРОКАЧКИ ТОРМОЗОВ	WP КОД	МЕСТО	ИНДЕКС
						
Nissan Pick-up						
720	ZWP-6922	80>08.85	0017P	WP- 1 1 8	ZPL	116 116 0300
				WP- 1 1 8	ZPP	116 116 0300
				WP- 1 3 6	PL	116 116 0850
				WP- 2 3 5	PP	116 116 2200
				WP- 1 2 9	TL	116 116 1200
				WP- 1 2 3	TP	116 116 0450
				WP- 2 2 2	SP	116 116 1650
				WP- 2 1 8	ST	116 116 1800
Nissan Primastar						
Wszystkie modele All models Все модели	ZWP-6954	03.01>	0039P	WP- 4 8 4	PL	104 105 2000
				WP- 0 1 4	PP	105 105 2400
				WP- 0 3 6	CL	104 105 2100
				WP- 0 1 6	CP	105 105 2900
				WP- 0 2 8	TL	105 105 0550
				WP- 0 2 8	TP	105 105 0550
Nissan Primera P10E						
Hatchback, Sedan 1.6	ZWP-6932	06.90>04.93	0019P	WP- 0 0 9	PL	105 105 0600
				WP- 0 3 6	PP	105 105 2100
				WP- 0 0 1	TP	105 105 0300
				WP- 5 7 1	CL	105 105 3850
			0069T	WP- 0 4 4	CP	105 105 4800
Nissan Primera P10E						
Hatchback, Sedan 2.0 DE 2WD bez ABS without ABS без ABS	ZWP-6933	06.90>04.93	0039P	WP- 1 9 6	PL	105 105 1300
				WP- 0 0 9	PP	105 105 0600
				WP- 0 2 4	TL	105 105 0800
				WP- 0 1 9	TP	105 105 1000
				WP- 0 2 1	CL	105 105 3600
				WP- 7 1 2	CP	105 105 4050
Nissan Primera P10E						
Hatchback, Sedan 2.0 DI 2WD bez ABS without ABS без ABS	ZWP-6933	06.90>04.93	0039P	WP- 1 9 6	PL	105 105 1300
				WP- 0 0 9	PP	105 105 0600
				WP- 0 2 4	TL	105 105 0800
				WP- 0 1 9	TP	105 105 1000
				WP- 0 2 1	CL	105 105 3600
				WP- 7 1 2	CP	105 105 4050
Nissan Primera P10E						
Hatchback, Sedan 2.0 DE, 2.0DI z ABS with ABS с ABS	ZWP-6933	06.90>05.96	0039P	WP- 1 9 6	PL	105 105 1300
				WP- 0 0 9	PP	105 105 0600
				WP- 0 2 4	TL	105 105 0800
				WP- 0 1 9	TP	105 105 1000
				WP- 0 2 1	CC	105 105 3600
				WP- 7 1 2	CC+	105 105 4050
Nissan Primera P10E						
Hatchback, Sedan 2.0 Diesel 2WD bez ABS without ABS без ABS	ZWP-6936	06.90>04.93	0039P	WP- 4 2 8	PL	105 105 2050
				WP- 0 0 9	PP	105 105 0600
				WP- 0 0 1	ZTL	105 105 0300
				WP- 5 7 1	ZTP	105 105 0300
				WP- 5 7 1	CL	105 105 3850
				WP- 0 4 4	CP	105 105 4800
Nissan Primera P10U						
Hatchback, Sedan 1.6 DE 2WD bez ABS without ABS без ABS	ZWP-6955	05.93>06.96		WP- 0 2 8	PL	105 105 0550
				WP- 0 3 1	PP	105 105 2200
				WP- 0 3 0	CL	105 105 3700
				WP- 0 4 4	CP	105 105 4800
				WP- 0 4 3	TL	105 105 0200
				WP- 0 4 3	TP	105 105 0200
Nissan Primera P11E						
Wszystkie modele All models Все модели *66	ZWP-6937	06.96>07.02		WP- 5 5 9	PL	105 105 2350
				WP- 0 1 8	PP	105 105 0650
				WP- 1 6 8 9	CL	105 116x 4500
				WP- 1 6 8 8	CP	105 116x 3300
Nissan Primera P11E						
Wszystkie modele All models Все модели *67	ZWP-6938	06.96>07.02		WP- 4 6 3	PL	105 116 1350
				WP- 7 4 0	PP	105 116 1000
				WP- 8 2 4	CL	116 116 3350
				WP- 5 7 0	CP	116 116 4500
Nissan Primera W10						
Kombi 1.6, 2.0 Diesel bez ABS without ABS без ABS	ZWP-6939	07.90>04.93	0019P	WP- 1 2 5	PL	116 116 0750
				WP- 4 2 9	PP	116 116 1000
				WP- 1 4 1	TL	116 116 0600
				WP- 1 2 9	TP	116 116 1200
				WP- 5 6 8	CC	116 116 4150
			0053T	WP- 4 3 0	CC+	116 116 4200
Nissan Primera W10						
Kombi 2.0 bez diesel, bez ABS without diesel, without ABS без diesel, без ABS	ZWP-6940	07.90>04.93	0019P	WP- 1 2 5	PL	116 116 0750
				WP- 4 2 9	PP	116 116 1000
				WP- 1 3 4	TL	116 116 0500
				WP- 1 3 3	TP	116 116 1100
				WP- 5 6 8	CC	116 116 4150
			0053T	WP- 4 3 0	CC+	116 116 4200

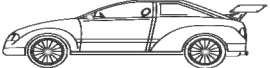





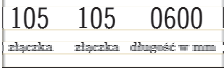
MARKA SAMOCHODU	NUMER ZESTAWU	ROK PRODUKCJI	ODPOWIETRNIK	KOD WP	POLOZENIE	INDEKS	
CAR MODEL	NUMBER OF SET	PRODUCTION YEAR	BLEEDER SCREW	WP CODE	LOCATION	INDEX	
МОДЕЛЬ АВТОМБИЯ	НОМЕР НАБОРА	ГОД ВЫПУСКА АВТОМБИЯ	ШТУЦЕР ПРОКАЧКИ ТОРМОЗОВ	WP КОД	МЕСТО	ИНДЕКС	
							
Nissan Primera W10							
Kombi 2.0 bez diesel, z ABS without diesel, with ABS без diesel, с ABS	ZWP-6941	07.90>98	0019P	WP- 1 2 6	PL	116 116 0900	
				WP- 4 3 1	PP	116 116 0650	
				WP- 1 3 4	TL	116 116 0500	
				WP- 1 3 3	TP	116 116 1100	
				WP- 1 2 6	SP	116 116 0900	
				WP- 2 5 1	SP+	116 116 1600	
				WP- 5 6 9	ST	116 116 4050	
				0053T	WP- 5 6 8	ST+	116 116 4150
Nissan Primera WP11E							
Wszystkie modele All models Все модели *67	ZWP-6937	01.98>12.01		WP- 5 5 9	PL	105 105 2350	
				WP- 0 1 8	PP	105 105 0650	
				WP- 1 6 8 9	CL	105 116x 4500	
				WP- 1 6 8 8	CP	105 116x 3300	
Nissan Serena							
Wszystkie modele, bez ABS All models, without ABS Все модели, без ABS	ZWP-6943	10.95>	0017P	WP- 3 5 3	PL	105 116 0950	
				WP- 1 1 8	PP	116 116 0300	
				WP- 1 3 2	TL	116 116 1050	
				WP- 4 3 1	TP	116 116 0650	
				WP- 1 3 1	TP+	116 116 0700	
				WP- 1 4 3	CL	116 116 3300	
				0069T	WP- 1 4 3	CP	116 116 3300
				Nissan Serena			
Wszystkie modele, z I.R.S, bez ABS All models, with I.R.S, without ABS Все модели, с I.R.S, без ABS	ZWP-6944	10.95>03.98	0017P	WP- 3 5 3	PL	105 116 0950	
				WP- 1 1 8	PP	116 116 0300	
				WP- 8 1 0	TL	116 116 1250	
				WP- 1 3 8	TP	116 116 0350	
				WP- 1 3 6	TP+	116 116 0850	
				WP- 1 3 0	ZTL	116 116 0250	
				WP- 1 3 0	ZTP	116 116 0250	
				WP- 2 2 5	CL	116 116 3900	
				0069T	WP- 8 2 6	CP	116 116 3950
				Nissan Serena			
Wszystkie modele, z ABS All models, with ABS Все модели, с ABS	ZWP-6945	07.92>03.98	0017P	WP- 2 3 5	PL	116 116 2200	
				WP- 2 2 0	PP	116 116 1700	
				WP- 8 0 9	TL	116 116 1150	
				WP- 1 3 8	TP	116 116 0350	
				WP- 1 3 6	TP+	116 116 0850	
				WP- 1 3 0	ZTL	116 116 0250	
				WP- 1 3 0	ZTP	116 116 0250	
				WP- 1 2 1	CL	116 116 2800	
				0069T	WP- 2 2 5	CP	116 116 3900
				Nissan Stanza			
	ZWP-6946	82>86	0017P	WP- 1 3 4	PL	116 116 0500	
				WP- 8 1 2	PP	116 116 1750	
				WP- 1 2 9	TP	116 116 1200	
				WP- 1 3 0	ZTL	116 116 0250	
				WP- 1 3 0	ZTP	116 116 0250	
				WP- 1 2 2	CL	116 116 3700	
				0053T	WP- 1 2 2	CP	116 116 3700
				Nissan Sunny			
B11 bez Van bez Van without Van без Van	ZWP-6921	08.82>05.88	0017P	WP- 1 3 3	PL	116 116 1100	
				WP- 1 2 5	PP	116 116 0750	
				WP- 1 2 6	TL	116 116 0900	
				WP- 1 4 4	ZTL	116 116 0400	
				WP- 1 4 4	ZTP	116 116 0400	
				WP- 2 3 5	CL	116 116 2200	
				0053T	WP- 2 3 5	CP	116 116 2200
Nissan Sunny							
B12, N13 bez diesel without diesel без diesel	ZWP-6948	06.86>10.90	0017P	WP- 1 2 3	PL	116 116 0450	
				WP- 1 4 6	PP	116 116 2100	
				WP- 4 2 9	TP	116 116 1000	
				WP- 8 4 9	ZTL	116 116x 0200	
				WP- 8 4 9	ZTP	116 116x 0200	
				WP- 1 2 2	CL	116 116 3700	
				0053T	WP- 8 2 6	CP	116 116 3950
Nissan Sunny							
N14 1.4, 1.6, 2.0 Diesel bez ABS without ABS без ABS	ZWP-6949	10.90>	0019P	WP- 1 1 8	PL	116 116 0300	
				WP- 2 1 8	PP	116 116 1800	
				WP- 4 0 6	TL	116 116x 0300	
				WP- 4 0 6	TP	116 116x 0300	
				WP- 1 2 2	CL	116 116 3700	
				0053T	WP- 5 7 0	CP	116 116 4500
Nissan Sunny							
N14 2.0 bez diesel, bez ABS without diesel, without ABS без diesel, без ABS	ZWP-6950	10.90>	0019P	WP- 1 2 9	PL	116 116 1200	
				WP- 1 2 6	PP	116 116 0900	
				WP- 4 0 6	TL	116 116x 0300	
				WP- 4 0 6	TP	116 116x 0300	
				WP- 1 2 2	CL	116 116 3700	
				0053T	WP- 5 7 0	CP	116 116 4500

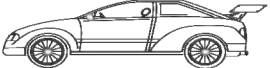





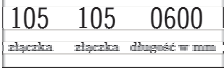
MARKA SAMOCHODU	NUMER ZESTAWU	ROK PRODUKCJI	ODPOWIETRNIK	KOD WP	POLOZENIE	INDEKS	
CAR MODEL	NUMBER OF SET	PRODUCTION YEAR	BLEEDER SCREW	WP CODE	LOCATION	INDEX	
МОДЕЛЬ АВТОМБИЛЯ	НОМЕР НАБОРА	ГОД ВЫПУСКА АВТОМБИЛЯ	ШТУЦЕР ПРОВОДА ТОРМОЗОВ	WP КОД	МЕСТО	ИНДЕКС	
							
Nissan Sunny							
N14 1.4, 1.6	ZWP-6951	10.92>	0019P	WP- 1 3 2	PL	116 116 1050	
z ABS				WP- 1 2 6	PP	116 116 0900	
with ABS				WP- 1 2 2	CL	116 116 3700	
c ABS				0053T	WP- 5 7 0	CP	116 116 4500
Nissan Sunny							
Y10 2WD	ZWP-6952	11.90>	0019P	WP- 1 2 9	PL	116 116 1200	
				WP- 1 3 6	PP	116 116 0850	
				WP- 1 2 0	TL	116 116 0550	
				WP- 1 2 9	TP	116 116 1200	
				WP- 8 2 0	SP	116 116 2950	
				WP- 8 2 6	SP+	116 116 3950	
				WP- 1 3 3	ST	116 116 1100	
				0053T	WP- 1 3 3	ST+	116 116 1100
Opel Ascona B							
1.2, 1.6	ZWP-7001	75>81	0088P	WP- 0 4 3	ZPL	105 105 0200	
				WP- 0 4 3	ZPP	105 105 0200	
				WP- 0 4 5	PL	105 105 0400	
				WP- 0 0 3	PP	105 105 1400	
			0015T	WP- 0 1 8	TL	105 105 0650	
				WP- 0 1 3	TP	105 105 0900	
				WP- 0 0 4	SP	105 105 3100	
				WP- 0 1 7	ST	105 105 0500	
Opel Ascona B							
1.6 Aut., 1.6S, 1.9, 2.0	ZWP-7002	75>81	0088P	WP- 0 4 3	ZPL	105 105 0200	
				WP- 0 4 3	ZPP	105 105 0200	
				WP- 0 4 5	PL	105 105 0400	
				WP- 1 9 6	PP	105 105 1300	
			0015T	WP- 0 1 9	TL	105 105 1000	
				WP- 0 0 9	TP	105 105 0600	
				WP- 0 2 9	SP	105 105 3200	
				WP- 0 4 5	ST	105 105 0400	
Opel Ascona C							
Wszystkie modele All models Все модели Nr.G1000071 , G6000000	ZWP-7003	81>85	0090P	WP- 2 5 2	PL	105 105 1050	
				WP- 0 4 7	PP	105 105 1500	
				WP- 0 1 8	TL	105 105 0650	
				WP- 0 1 8	TP	105 105 0650	
				0015T	WP- 0 4 0	CL	105 105 3300
					WP- 0 2 5	CP	105 105 4300
Opel Ascona C							
Wszystkie modele All models Все модели Nr.G1000072 , G6000001	ZWP-7004	86>88	0090P	WP- 4 9 6	PL	104 105 1050	
				WP- 0 4 7	PP	105 105 1500	
				WP- 0 1 8	TL	105 105 0650	
				WP- 0 1 8	TP	105 105 0650	
				0015T	WP- 0 4 0	CL	105 105 3300
					WP- 0 2 5	CP	104 105 4300
Opel Astra F							
Wszystkie modele, bez ABS, bez kombi All models, without ABS, without combi Все модели, без ABS, без combi	ZWP-7049	92>97	0100P	WP- 4 4 1	PL	104 105 0500	
				WP- 0 4 9	PP	105 105 1900	
				WP- 2 6 0	TL	104 106 0850	
				WP- 0 9 0	TP	105 106 0650	
			0011P	WP- 0 1 8	ZTL	105 105 0650	
				WP- 0 1 8	ZTP	105 105 0650	
				WP- 0 4 6	CL	105 105 3500	
				0087T	WP- 1 7 2 4	CP	104 104 3600
Opel Astra F							
Wszystkie modele, bez ABS, bez kombi All models, without ABS, without combi Все модели, без ABS, без combi	ZWP-7050	92>97		WP- 4 4 1	PL	104 105 0500	
				WP- 2 6 6	PP	105 105 1900	
				WP- 8 4 4	CL	105 110x 3300	
				WP- 8 3 0	CP	104 110x 4000	
				*73	WP- 0 0 9	TL	105 105 0600
					WP- 0 0 9	TP	105 105 0600
Opel Astra F							
Wszystkie modele, z ABS, bez kombi All models, with ABS, without combi Все модели, с ABS, без combi	ZWP-7006	92>97	0100P	WP- 4 9 9	PL	104 105 0650	
				WP- 0 4 9	PP	105 105 1900	
				WP- 0 1 8	TL	105 105 0650	
				WP- 0 1 8	TP	105 105 0650	
			0011T	WP- 8 2 9	CL	104 110x 3550	
				0087T	WP- 8 4 5	CP	105 110x 3900
Opel Astra F							
kombi, bez ABS combi, without ABS combi, без ABS	ZWP-7007	92>97	0100P	WP- 4 4 1	PL	104 105 0500	
				WP- 0 4 9	PP	105 105 1900	
				WP- 2 6 0	TL	104 105 0850	
				WP- 0 1 8	TP	105 105 0650	
				WP- 0 1 8	ZTL	105 105 0650	
				WP- 0 1 8	ZTP	105 105 0650	
			0011T	WP- 0 4 6	CL	105 105 3500	
				0087T	WP- 0 2 1	CP	104 105 3600

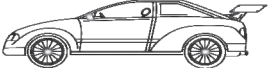






MARKA SAMOCHODU	NUMER ZESTAWU	ROK PRODUKCJI	ODPOWIETRNIK	KOD WP	POLOZENIE	INDEKS
CAR MODEL	NUMBER OF SET	PRODUCTION YEAR	BLEEDER SCREW	WP CODE	LOCATION	INDEX
МОДЕЛЬ АВТОМБИЯ	НОМЕР НАБОРА	ГОД ВЫПУСКА АВТОМБИЯ	ШТУЦЕР ПРОКАЧКИ ТОРМОЗОВ	WP КОД	МЕСТО	ИНДЕКС
						
Opel Astra F						
kombi, z ABS combi, with ABS combi, с ABS	ZWP-7008	92>97	0100P 0011P 0011T 0087T	WP- 2 8 3	PL	104 105 0550
				WP- 4 2 8	PP	105 105 2050
				WP- 3 0 9	TL	104 105 0700
				WP- 0 0 5	TP	105 105 0450
				WP- 0 1 8	ZTL	105 105 0650
				WP- 0 1 8	ZTP	105 105 0650
				WP- 3 0 8	CL	104 105 3700
				WP- 5 9 2	CP	104 105 3850
Opel Astra G						
Wszystkie modele All models Все модели	ZWP-7009	04.98>05	0015P 0039T 0100T	WP- 0 2 7	PL	105 105 1250
				WP- 2 6 6	PP	104 105 1900
				WP- 1 8 8	TP	105 106 1250
				WP- 0 0 5	ZTL	105 105 0450
				WP- 0 0 5	ZTP	105 105 0450
				WP- 4 9 2	SPL	104 105 1250
				WP- 3 8 7	SPP	105 106 1200
				WP- 0 1 0	CL	105 106 1850
WP- 4 4 0	CP	105 106 2150				
Opel Campo						
Wszystkie modele All models Все модели	ZWP-7010	88>09.92	0019P 0017T	WP- 1 2 6	PL	116 116 0900
				WP- 1 2 0	PP	116 116 0550
				WP- 1 3 2	TL	116 116 1050
				WP- 1 2 0	TP	116 116 0550
				WP- 8 2 4	CC	116 116 3350
Opel Campo						
2.2, 2.3, 2.5, 3.1	ZWP-7010	10.92>06.94	0019P 0017T	WP- 1 2 6	PL	116 116 0900
				WP- 1 2 0	PP	116 116 0550
				WP- 1 3 2	TL	116 116 1050
				WP- 1 2 0	TP	116 116 0550
				WP- 8 2 4	CC	116 116 3350
Opel Campo						
2.3, 2.5	ZWP-7010	07.94>08.01	0019P 0017T	WP- 1 2 6	PL	116 116 0900
				WP- 1 2 0	PP	116 116 0550
				WP- 1 3 2	TL	116 116 1050
				WP- 1 2 0	TP	116 116 0550
				WP- 8 2 4	CC	116 116 3350
Opel Campo						
3.1	ZWP-7013	07.94>08.01	0019P 0017T	WP- 1 2 6	PL	116 116 0900
				WP- 1 3 4	PP	116 116 0500
				WP- 1 3 2	TL	116 116 1050
				WP- 1 2 0	TP	116 116 0550
				WP- 8 2 4	CC	116 116 3350
Opel Comodore C						
Wszystkie modele All models Все модели Nr.11099064	ZWP-7014	78>80	0010P 0015T	WP- 0 4 3	ZPL	105 105 0200
				WP- 0 4 3	ZPP	105 105 0200
				WP- 0 0 9	PL	105 105 0600
				WP- 0 4 9	PP	105 105 1900
				WP- 0 4 7	TL	105 105 1000
				WP- 0 1 8	TP	105 105 0650
WP- 7 1 2	CC	105 105 4050				
Opel Comodore C						
Wszystkie modele All models Все модели Nr.11099065-D1000028	ZWP-7015	81>83	0010P 0015T	WP- 0 0 9	PL	105 105 0600
				WP- 2 6 6	PP	104 105 1900
				WP- 0 1 8	TL	105 105 0650
				WP- 2 6 5	TP	105 105 0950
				WP- 7 1 2	CC	105 105 4050
Opel Comodore C						
Wszystkie modele All models Все модели Nr.D1000029	ZWP-7016	83>87	0010P 0015T	WP- 0 0 9	PL	105 105 0600
				WP- 0 4 9	PP	105 105 1900
				WP- 0 1 8	TL	105 105 0650
				WP- 2 6 5	TP	105 105 0950
				WP- 7 1 2	CC	105 105 4050
Opel Corsa A						
Wszystkie modele, od nr.N4000000 All models, to no.N4000000 Все модели, к нет.N4000000	ZWP-7017	09.82>85	090P 0015T	WP- 0 1 7	PL	105 105 0500
				WP- 0 3 4	PP	105 105 1200
				WP- 0 0 9	TL	105 105 0600
				WP- 0 0 9	TP	105 105 0600
				WP- 0 2 1	CL	105 105 3600
				WP- 2 5 3	CP	105 105 4200
Opel Corsa A						
Wszystkie modele, od nr.N4000001 All models, from no.N4000001 Все модели, от нет.N4000001	ZWP-7018	86>92	0100P 0015T	WP- 0 1 7	PL	105 105 0500
				WP- 2 5 4	PP	104 105 1150
				WP- 0 0 9	TL	105 105 0600
				WP- 0 0 9	TP	105 105 0600
				WP- 2 5 5	CL	104 105 3600
				WP- 2 5 3	CP	105 105 4200

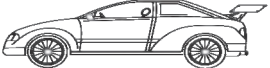





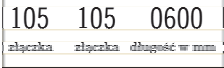
MARKA SAMOCHODU	NUMER ZESTAWU	ROK PRODUKCJI	ODPOWIETRNIK	KOD WP	POLOZENIE	INDEKS				
CAR MODEL	NUMBER OF SET	PRODUCTION YEAR	BLEEDER SCREW	WP CODE	LOCATION	INDEX				
МОДЕЛЬ АВТОМБИЛЯ	НОМЕР НАБОРА	ГОД ВЫПУСКА АВТОМБИЛЯ	ШТУЦЕР ПРОКАЧКИ ТОРМОЗОВ	WP КОД	МЕСТО	ИНДЕКС				
										
Opel Corsa B										
Wszystkie modele, bez ABS All models, without ABS Все модели, без ABS	ZWP-7019	04.93>08.00	0100P	WP- 1 3 1	PL	116 116 0700				
				WP- 2 2 2	PP	116 116 1650				
				WP- 1 3 2	TL	116 116 1050				
				WP- 1 2 3	TP	116 116 0450				
				WP- 0 0 9	ZTL	105 105 0600				
				WP- 0 0 9	ZTP	105 105 0600				
				WP- 1 6 9 4	CL	108 116 2850				
			0015T	WP- 1 6 9 5	CP	108 116 3250				
Opel Corsa B										
Wszystkie modele, z ABS All models, with ABS Все модели, с ABS	ZWP-7020	04.93>08.00	0100P	WP- 3 5 3	PL	105 116 0950				
				WP- 4 8 4	PP	104 105 2000				
				WP- 3 1 4	TL	104 105 1000				
				WP- 5 7 9	TP	105 116 0400				
				WP- 0 1 8	ZTL	105 105 0650				
				WP- 0 1 8	ZTP	105 105 0650				
				WP- 1 6 6 9	CL	104 108 3200				
				WP- 1 6 7 5	CP	105 108 3500				
				WP- 5 0 1	STL	104 105 0900				
							0015T	WP- 7 4 2	STP	105 116 1200
Opel Corsa C										
Wszystkie modele, z ABS All models, with ABS Все модели, с ABS	ZWP-7021	09.00>08.03	0100P	WP- 3 5 3	PL	105 116 0950				
				WP- 9 0 9	PP	105 116 2000				
				WP- 8 0 9	TL	116 116 1150				
				WP- 1 4 1	ZTL	116 116 0600				
				WP- 1 4 1	ZTP	116 116 0600				
				WP- 3 5 3	CL	105 116 0950				
				WP- 3 5 3	CP	116 116 0950				
				WP- 1 6 9 3	STL	108 116 2050				
							0015T	WP- 1 6 9 2	STP	108 108 2150
				Opel Kadett C						
Wszystkie modele All models Все модели	ZWP-7022	73>07.79	0088P 0090P	WP- 0 4 1	PL	105 105 0350				
				WP- 0 3 4	PP	105 105 1200				
				WP- 0 0 9	TL	105 105 0600				
				WP- 0 0 2	TP	105 105 0850				
				WP- 3 9 0	SP	105 105 2250				
							0015T	WP- 0 4 5	ST	105 105 0400
				*68 *71						
Opel Kadett C										
Wszystkie modele All models Все модели	ZWP-7023	73>07.79	0088P 0090P	WP- 0 1 7	PL	105 105 0500				
				WP- 0 0 3	PP	105 105 1400				
				WP- 0 0 3	TL	105 105 0600				
				WP- 0 0 2	TP	105 105 0850				
				WP- 7 0 6	SP	105 105 2450				
							0015T	WP- 0 4 5	ST	105 105 0400
				*68 *72						
Opel Kadett C										
Wszystkie modele All models Все модели	ZWP-7024	73>07.79	0088P 0090P	WP- 0 4 3	ZPL	105 105 0200				
				WP- 0 4 3	ZPP	105 105 0200				
				WP- 0 0 5	PL	105 105 0450				
				WP- 0 0 3	PP	105 105 1400				
				WP- 0 0 9	TL	105 105 0600				
				WP- 0 0 2	TP	105 105 0850				
				WP- 7 0 6	SP	105 105 2450				
							0015T	WP- 0 4 5	ST	105 105 0400
*69 *72										
Opel Kadett D										
Hatchback 1.0, 1.2, 1.3N Nr.D2500063, D5000000	ZWP-7025	78>83	0090P	WP- 1 1 7	PL	105 105 0750				
				WP- 2 5 6	PP	105 105 1750				
				WP- 0 0 9	TL	105 105 0600				
				WP- 0 0 6	TP	105 105 0600				
				WP- 0 4 0	CL	105 105 3300				
							0015T	WP- 2 5 3	CP	105 105 4200
Opel Kadett D										
Hatchback 1.0, 1.2, 1.3N Nr.D2500064, D5000001	ZWP-7026	83>84	0090P	WP- 0 1 3	PL	105 105 0900				
				WP- 2 5 6	PP	105 105 1750				
				WP- 0 1 8	TL	105 105 0650				
				WP- 0 1 8	TP	105 105 0650				
				WP- 0 4 0	CL	105 105 3300				
							0015T	WP- 2 5 3	CP	105 105 4200
Opel Kadett D										
Hatchback 1.3S Nr.D2500063, D5000000	ZWP-7027	78>83	0090P	WP- 1 1 7	PL	105 105 0750				
				WP- 0 1 0	PP	105 105 1850				
				WP- 0 2 8	TL	105 105 0550				
				WP- 2 5 8	TP	104 105 0450				
				WP- 0 0 9	ZTL	105 105 0600				
				WP- 0 0 9	ZTP	105 105 0600				
				WP- 0 2 1	CL	105 105 3600				
							0015T	WP- 2 5 7	CP	105 105 4500

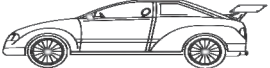
MARKA SAMOCHODU	NUMER ZESTAWU	ROK PRODUKCJI	ODPOWIETRNIK	KOD WP	POLOZENIE	INDEKS		
CAR MODEL	NUMBER OF SET	PRODUCTION YEAR	BLEEDER SCREW	WP CODE	LOCATION	INDEX		
МОДЕЛЬ АВТОМБИЯ	НОМЕР НАБОРА	ГОД ВЫПУСКА АВТОМБИЯ	ШТУЦЕР ПРОКАЧКИ ТОРМОЗОВ	WP КОД	МЕСТО	ИНДЕКС		
								
Opel Kadett D								
Hatchback 1.3S Nr.D2500064, D5000001	ZWP-7028	83>84	0090P	WP- 0 1 3	PL	105 105 0900		
				WP- 0 2 3	PP	105 105 1800		
				WP- 0 2 8	TL	105 105 0550		
				WP- 2 5 8	TP	104 105 0450		
				WP- 0 0 9	ZTL	105 105 0600		
				WP- 0 0 9	ZTP	105 105 0600		
				WP- 0 2 1	CL	105 105 3600		
				0015T	WP- 2 5 7	CP	105 105 4500	
Opel Kadett D								
Hatchback, Caravan 1.6 Diesel	ZWP-7029	80>84	0090P	WP- 0 1 9	PL	105 105 1000		
				WP- 0 1 2	PP	105 105 1650		
				WP- 0 0 9	TL	105 105 0600		
				WP- 0 0 9	TP	105 105 0600		
				WP- 0 2 9	CL	105 105 3200		
				0015T	WP- 7 1 2	CP	105 105 4050	
Opel Kadett D								
Caravan Nr.D2500063, D5000000	ZWP-7030	78>83	0090P	WP- 0 3 3	PL	105 105 0700		
				WP- 2 5 6	PP	105 105 1750		
				WP- 2 6 0	TL	104 105 0850		
				WP- 0 0 9	TP	105 105 0600		
				WP- 0 0 9	ZTL	105 105 0600		
				WP- 0 0 9	ZTP	105 105 0600		
				WP- 0 3 0	CL	105 105 3700		
				0015T	WP- 5 9 5	CP	104 105 4750	
Opel Kadett D								
Caravan Nr.D2500064, D5000001	ZWP-7031	83>84	0090P	WP- 0 1 3	PL	105 105 0900		
				WP- 2 5 6	PP	105 105 1750		
				WP- 2 6 0	TL	104 105 0850		
				WP- 0 1 8	TP	105 105 0650		
				WP- 0 1 8	ZTL	105 105 0650		
				WP- 0 1 8	ZTP	105 105 0650		
				WP- 0 3 0	CL	105 105 3700		
				0015T	WP- 5 9 5	CP	104 105 4750	
Opel Kadett E								
Hatchback, Sedan 2xM10+2xM12 przy cylindrze głównym 2xM10+2xM12 at main cylinder 2xM10+2xM12 при главном цилиндре	ZWP-7032	84>91	0090P	WP- 2 6 0	PL	104 105 0850		
				0011P	WP- 2 5 6	PP	105 105 1750	
					WP- 0 0 9	TL	105 105 0600	
					WP- 0 0 9	TP	105 105 0600	
					WP- 0 2 9	CL	105 105 3200	
					0087T	WP- 5 9 4	CP	104 105 4450
0015T								
Opel Kadett E								
Hatchback , Sedan 4xM12 przy cylindrze głównym 4xM12 at main cylinder 4xM12 при главном цилиндре	ZWP-7033	84>91	0090P	WP- 0 0 2	PL	105 105 0850		
				0011P	WP- 2 5 6	PP	105 105 1750	
					WP- 0 0 9	TL	105 105 0600	
					WP- 0 0 9	TP	105 105 0600	
					WP- 0 2 9	CL	105 105 3200	
					0087T	WP- 2 5 7	CP	105 105 4500
0015T								
Opel Kadett E								
Caravan 2xM10+2xM12 przy cylindrze głównym 2xM10+2xM12 at main cylinder 2xM10+2xM12 при главном цилиндре	ZWP-7034	84>91	0090P	WP- 2 6 0	PL	104 105 0850		
				0011P	WP- 0 1 2	PP	105 105 1650	
					WP- 2 6 4	TL	104 105 0750	
					WP- 0 2 8	TP	105 105 0550	
					WP- 0 0 9	ZTL	105 105 0600	
					WP- 0 0 9	ZTP	105 105 0600	
					0015T	WP- 0 2 1	CL	105 105 3600
					0087T	WP- 2 6 3	CP	104 104 4800
Opel Kadett E								
Caravan 4xM12 przy cylindrze głównym 4xM12 at main cylinder 4xM12 при главном цилиндре	ZWP-7035	84>91	0090P	WP- 0 0 2	PL	105 105 0850		
				0011P	WP- 0 1 2	PP	105 105 1650	
					WP- 2 6 4	TL	104 105 0750	
					WP- 0 2 8	TP	105 105 0550	
					WP- 0 0 9	ZTL	105 105 0600	
					WP- 0 0 9	ZTP	105 105 0600	
					0087T	WP- 0 2 1	CL	105 105 3600
					0015T	WP- 0 4 4	CP	105 105 4800
Opel Manta B								
1.2, 1.6	ZWP-7001	75>81	0088P	WP- 0 4 3	ZPL	105 105 0200		
				0090P	WP- 0 4 3	ZPP	105 105 0200	
					WP- 0 4 5	PL	105 105 0400	
					WP- 0 0 3	PP	105 105 1400	
					WP- 0 1 8	TL	105 105 0650	
					WP- 0 1 3	TP	105 105 0900	
					WP- 0 0 4	SP	105 105 3100	
					0015T	WP- 0 1 7	ST	105 105 0500

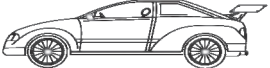






MARKA SAMOCHODU	NUMER ZESTAWU	ROK PRODUKCJI	ODPOWIETRNIK	KOD WP	POLOZENIE	INDEKS
CAR MODEL	NUMBER OF SET	PRODUCTION YEAR	BLEEDER SCREW	WP CODE	LOCATION	INDEX
МОДЕЛЬ АВТОМБИЛЯ	НОМЕР НАБОРА	ГОД ВЫПУСКА АВТОМБИЛЯ	ШТУЦЕР ПРОКАЧКИ ТОРМОЗОВ	WP КОД	МЕСТО	ИНДЕКС
						
Opel Manta B						
1.6 Aut., 1.6S, 1.9, 2.0	ZWP-7002	75>81	0088P 0090P 0015T	WP- 0 4 3	ZPL	105 105 0200
				WP- 0 4 3	ZPP	105 105 0200
				WP- 0 4 5	PL	105 105 0400
				WP- 1 9 6	PP	105 105 1300
				WP- 0 1 9	TL	105 105 1000
				WP- 0 0 9	TP	105 105 0600
				WP- 0 2 9	SP	105 105 3200
				WP- 0 4 5	ST	105 105 0400
Opel Manta B						
Wszystkie modele All models Все модели	ZWP-7038	82>88	0088P 0090P 0015T	WP- 0 4 1	PL	105 105 0350
				WP- 0 2 7	PP	105 105 1250
				WP- 0 0 9	TL	105 105 0600
				WP- 2 6 5	TP	105 105 0950
				WP- 7 1 2	SP	105 105 4050
				WP- 0 4 5	ST	105 105 0400
Opel Omega A						
1.8, 2.0, 2.3, 2.4 bez ABS without ABS без ABS	ZWP-7039	06.86>93	0090P 0011P 0087T	WP- 0 0 9	PL	105 105 0600
				WP- 0 4 9	PP	105 105 1900
				WP- 0 4 1	TL	105 105 0350
				WP- 0 1 8	TP	105 105 0650
				WP- 0 1 8	ZTL	105 105 0650
				WP- 0 1 8	ZTP	105 105 0650
				WP- 4 5 1	CC	104 105 4700
				Opel Rekord D		
1.7, 1.9N	ZWP-7040	72>78	0088P 0015T	WP- 1 1 7	PL	105 105 0750
				WP- 0 4 9	PP	105 105 1900
				WP- 0 1 8	TL	105 105 0650
				WP- 0 4 7	TP	105 105 1000
				WP- 0 2 9	CC	105 105 3200
Opel Rekord D						
1.9S, 2.0, Diesel	ZWP-7041	72>78	0088P 0015T	WP- 1 1 7	PL	105 105 0750
				WP- 0 4 9	PP	105 105 1900
				WP- 0 1 8	TL	105 105 0650
				WP- 0 1 9	TP	105 105 1000
				WP- 0 4 6	CC	105 105 3500
Opel Rekord E						
Sedan Nr.11099064	ZWP-7014	77>80	0088P 0099P 0015T	WP- 0 4 3	ZPL	105 105 0200
				WP- 0 4 3	ZPP	105 105 0200
				WP- 0 0 9	PL	105 105 0600
				WP- 0 4 9	PP	105 105 1900
				WP- 0 4 7	TL	105 105 1000
				WP- 0 1 8	TP	105 105 0650
				WP- 7 1 2	CC	105 105 4050
Opel Rekord E						
Caravan Nr.11099064	ZWP-7043	77>80	0088P 0090P 0015T	WP- 0 4 3	ZPL	105 105 0200
				WP- 0 4 3	ZPP	105 105 0200
				WP- 0 0 9	PL	105 105 0600
				WP- 0 4 9	PP	105 105 1900
				WP- 0 4 7	TL	105 105 1000
				WP- 1 1 7	TP	105 105 0750
				WP- 7 1 2	CC	105 105 4050
Opel Rekord E						
Wszystkie modele All models Все модели Nr.11099065-d1000028	ZWP-7015	81>83	0088P 0090P 0015T	WP- 0 0 9	PL	105 105 0600
				WP- 2 6 6	PP	104 105 1900
				WP- 0 1 8	TL	105 105 0650
				WP- 2 6 5	TP	105 105 0950
				WP- 7 1 2	CC	105 105 4050
Opel Rekord E						
Wszystkie modele All models Все модели Nr.D1000029	ZWP-7016	83>87	0088P 0090P 0015T	WP- 0 0 9	PL	105 105 0600
				WP- 0 4 9	PP	105 105 1900
				WP- 0 1 8	TL	105 105 0650
				WP- 2 6 5	TP	105 105 0950
				WP- 7 1 2	CC	105 105 4050
Opel Vectra A						
1.4, 1.6, 1.7, 1.8, 2.0 bez ABS without ABS без ABS	ZWP-7046	89>92	0011P 0090P 0015T	WP- 3 0 9	PL	104 105 0700
				WP- 0 4 9	PP	105 105 1900
				WP- 0 2 4	TL	105 105 0800
				WP- 0 2 4	TP	105 105 0800
				WP- 0 0 4	CL	105 105 3100
				WP- 5 9 3	CP	104 105 4250
Opel Vectra B						
Wszystkie modele All models Все модели	ZWP-7047	95>03.02	0011P 0087T	WP- 2 8 3	PL	104 105 0550
				WP- 0 4 9	PP	105 105 1900
				WP- 0 3 4	TL	105 105 1200
				WP- 0 1 7	ZTL	105 105 0500
				WP- 0 1 7	ZTP	105 105 0500
				WP- 5 2 1	SPL	104 106 1200
				WP- 0 4 7	SPP	105 105 1500
				WP- 5 2 9	STL	105 106 2800
				WP- 4 5 6	STP	105 106 2600



MARKA SAMOCHODU	NUMER ZESTAWU	ROK PRODUKCJI	ODPOWIETRNIK	KOD WP	POLOZENIE	INDEKS			
CAR MODEL	NUMBER OF SET	PRODUCTION YEAR	BLEEDER SCREW	WP CODE	LOCATION	INDEX			
МОДЕЛЬ АВТОМБИЯ	НОМЕР НАБОРА	ГОД ВЫПУСКА АВТОМБИЯ	ШТУЦЕР ПРОКАЧКИ ТОРМОЗОВ	WP КОД	МЕСТО	ИНДЕКС			
									
Opel Vectra C									
Wszystkie modele All models Все модели	ZWP-7051	04.02>	0039P	WP- 4 7 9	PL	104 105 1200			
				WP- 2 6 6	PP	105 105 1900			
				WP- 4 8 3	SPL	104 106 1750			
				WP- 4 9 1	SPP	105 105 1800			
				WP- 1 6 7 2	CL	105 106 2450			
				WP- 3 2 8	CP	105 106 3200			
			0039T	WP- 0 2 3	TL	105 105 1800			
Opel Vivaro									
Wszystkie modele, z ABS All models, with ABS Все модели, с ABS	ZWP-7052	08.01>	0015P	WP- 4 8 4	PL	104 105 2000			
				WP- 0 1 4	PP	105 105 2400			
				WP- 3 9 8	CL	104 105 2100			
				WP- 0 1 6	CP	105 105 2900			
				0039T	WP- 0 2 8	TL	105 105 0550		
			0100T	WP- 0 2 8	TP	105 105 0550			
Opel Zafira									
Wszystkie modele All models Все модели	ZWP-7048	04.99>	0015P	WP- 0 2 7	PL	105 105 1250			
				WP- 2 6 6	PP	104 105 1900			
				WP- 1 8 8	TP	105 106 1250			
				WP- 0 0 5	ZTL	105 105 0450			
				WP- 0 0 5	ZTP	105 105 0450			
				WP- 1 1 3	CL	105 106 1850			
				WP- 7 1 6	CP	105 106 2150			
				0039T	WP- 4 9 2	STL	104 105 1250		
				0100T	WP- 1 8 8	STP	105 106 1250		
*66									
Peugeot 104									
	ZWP-7101	73>83	0069P	WP- 0 1 3	PL	105 105 0900			
				0053P	WP- 0 2 7	PP	105 105 1250		
				WP- 0 4 5	TP	105 105 0400			
				WP- 0 2 8	ZTL	105 105 0550			
				WP- 0 2 8	ZTP	105 105 0550			
			0053T	WP- 0 4 9	CC	105 105 1900			
Peugeot 106 (S1)									
Wszystkie modele, bez ABS All models, without ABS Все модели, без ABS	ZWP-7102	09.91>04.96	0015P	WP- 0 1 9	PL	105 105 1000			
				0053P	WP- 0 0 3	PP	105 105 1400		
				0019P	WP- 4 4 1	TL	104 105 0500		
					WP- 4 4 1	TP	104 105 0500		
					WP- 1 8 8	SPL	105 106 1250		
				0039T	WP- 1 9 6	SPP	105 105 1300		
					WP- 3 9 0	STL	105 105 2250		
				0053T	WP- 5 8 8	STP	104 105 3050		
Peugeot 106 (S1)									
Wszystkie modele, z ABS All models, with ABS Все модели, с ABS	ZWP-7103	09.91>04.96	0015P	WP- 0 1 3	PL	105 105 0900			
				0053P	WP- 0 3 9	PP	105 105 1550		
				0019P	WP- 2 8 4	TL	104 105 0300		
					WP- 4 5 3	TP	104 105 0250		
					WP- 0 1 7	ZTL	105 105 0500		
					WP- 0 1 7	ZTP	105 105 0500		
					WP- 1 0 9	SPL	105 106 1100		
				0039T	WP- 1 1 5	SPP	105 105 1150		
					WP- 3 9 0	STL	105 105 2250		
				0053T	WP- 5 8 8	STP	104 105 3050		
Peugeot 106 (S2)									
Wszystkie modele, bez ABS All models, without ABS Все модели, без ABS PR7664			ZWP-7104	05.96>10.97	0015P	WP- 0 2 4	PL	105 105 0800	
	0053P	WP- 4 3 5				PP	105 105 1600		
	0069T	WP- 0 0 9				TL	105 105 0600		
		WP- 0 0 9				TP	105 105 0600		
		WP- 4 3 5				SPL	105 105 1600		
		WP- 0 4 2				SPP	105 105 1700		
		WP- 0 3 1				STL	105 105 2200		
	0053T	WP- 5 9 9				STP	104 106 2100		
*67									
Peugeot 106 (S2)									
Wszystkie modele, bez ABS All models, without ABS Все модели, без ABS PR7664	ZWP-7105	05.96>10.97	0015P	WP- 0 2 4	PL	105 105 0800			
				0053P	WP- 4 3 5	PP	105 105 1600		
				0069T	WP- 4 4 1	TL	104 105 0500		
					WP- 4 4 1	TP	104 105 0500		
					WP- 4 3 5	SPL	105 105 1600		
					WP- 0 4 2	SPP	105 105 1700		
					WP- 7 1 6	STL	105 106 2150		
				0053T	WP- 5 2 9	STP	105 106 2800		
*66									
Peugeot 106 (S2)									
Wszystkie modele, z ABS All models, with ABS Все модели, с ABS	ZWP-7106	05.96>07.04	0015P	WP- 2 8 3	PL	104 105 0550			
				0053P	WP- 1 9 6	PP	105 105 1300		
				0069T	WP- 0 4 1	TL	105 105 0350		
					WP- 4 8 5	TP	104 105 1350		
					WP- 0 0 9	ZTL	105 105 0600		
					WP- 0 0 9	ZTP	105 105 0600		
					WP- 4 7 9	SPL	104 105 1200		
					WP- 0 0 3	SPP	105 105 1400		
					WP- 1 8 7	STL	105 106 2200		
				0053T	WP- 5 9 9	STP	104 106 2100		
*67									

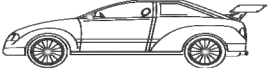





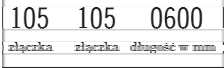
MARKA SAMOCHODU	NUMER ZESTAWU	ROK PRODUKCJI	ODPOWIETRNIK	KOD WP	POLOZENIE	INDEKS				
CAR MODEL	NUMBER OF SET	PRODUCTION YEAR	BLEEDER SCREW	WP CODE	LOCATION	INDEX				
МОДЕЛЬ АВТОМБИЛЯ	НОМЕР НАБОРА	ГОД ВЫПУСКА АВТОМБИЛЯ	ШТУЦЕР ПРОВОДА ТОРМОЗОВ	WP КОД	МЕСТО	ИНДЕКС				
										
Peugeot 106 (S2)										
Wszystkie modele, z ABS All models, with ABS Все модели, с ABS	ZWP-7107	05.96>07.04	0015P 0053P	WP- 2 8 3	PL	104 105 0550				
				WP- 1 9 6	PP	105 105 1300				
				WP- 0 4 1	TL	105 105 0350				
				WP- 4 8 5	TP	104 105 1350				
				WP- 0 1 7	ZTL	105 105 0500				
				WP- 0 1 7	ZTP	105 105 0500				
				WP- 4 7 9	SPL	104 105 1200				
				WP- 0 0 3	SPP	105 105 1400				
				0069T WP- 1 8 7	STL	105 106 2200				
				*66 0053T WP- 5 9 9	STP	104 106 2100				
Peugeot 204 , 304S , 304										
Coupe	ZWP-7108	73>77		WP- 2 7 9	ZPL	109 115 0300				
				WP- 2 7 9	ZPP	109 115 0300				
				WP- 2 7 7	PL	115 115 0650				
				WP- 2 6 7	PP	115 115 0900				
				WP- 2 6 9	TL	115 115 0400				
				WP- 2 7 7	TP	115 115 0650				
				WP- 2 8 2	ZTL	115 115 0450				
				WP- 2 8 2	ZTP	115 115 0450				
				*69 *72 WP- 2 8 1	CC	114 115 2300				
				Peugeot 205						
Wszystkie modele, bez GTI All models, without GTI Все модели, без GTI	ZWP-7109	03.83>12.97	0053P 0087P 0053T 0069T	WP- 0 0 9	PL	105 105 0600				
				WP- 0 0 3	PP	105 105 1400				
				WP- 2 8 3	TL	104 105 0550				
				WP- 2 8 3	TP	104 105 0550				
				WP- 0 0 4	CL	105 105 3100				
				WP- 5 7 1	CP	105 105 3850				
				Peugeot 206						
Wszystkie modele All models Все модели	ZWP-7110	09.98>	0053P 0069P 0053T 0069T	WP- 4 8 9	PL	104 105 1100				
				WP- 0 4 3	PP	105 105 0200				
				WP- 0 1 7	TL	105 105 0500				
				WP- 0 1 7	TP	105 105 0500				
				WP- 4 3 8	CL	105 105 4450				
				WP- 5 1 0	CP	104 104 4300				
				Peugeot 305						
Sedan Nr.8622709	ZWP-7111	77>82	0053P 0069P 0053T 0069T	WP- 0 4 1	PL	105 105 0350				
				WP- 0 3 4	PP	105 105 1200				
				WP- 0 0 9	TL	105 105 0600				
				WP- 0 4 5	TP	105 105 0400				
				WP- 0 2 8	ZTL	105 105 0550				
				WP- 0 2 8	ZTP	105 105 0550				
				WP- 0 0 4	CC	105 105 3100				
				Peugeot 305						
				Sedan Nr.8622710	ZWP-7112	83>91	0053P 0069P 0087T 0053T 0069T	WP- 0 1 3	PL	105 105 0900
WP- 0 4 7	PP	105 105 1500								
WP- 0 1 7	TL	105 105 0500								
WP- 0 4 5	TP	105 105 0400								
WP- 0 1 7	ZTL	105 105 0500								
WP- 0 1 7	ZTP	105 105 0500								
WP- 0 2 3	SP	105 105 1800								
WP- 0 4 9	ST	105 105 1900								
Peugeot 305										
Kombi Nr.8619359	ZWP-7111	77>82	0053P 0069P 0069T	WP- 0 4 1	PL	105 105 0350				
				WP- 0 3 4	PP	105 105 1200				
				WP- 0 0 9	TL	105 105 0600				
				WP- 0 4 5	TP	105 105 0400				
				WP- 0 2 8	ZTL	105 105 0550				
				WP- 0 2 8	ZTP	105 105 0550				
				WP- 0 0 4	CC	105 105 3100				
				Peugeot 305						
Kombi Nr.8619360	ZWP-7114	83>91	0053P 0069P 0100T 0069T	WP- 0 1 3	PL	105 105 0900				
				WP- 0 4 7	PP	105 105 1500				
				WP- 0 3 5	TL	105 105 1100				
				WP- 1 1 7	TP	105 105 0750				
				WP- 0 4 1	ZTL	105 105 0350				
				WP- 0 4 1	ZTP	105 105 0350				
				WP- 0 3 1	SP	105 105 2200				
				WP- 0 4 9	ST	105 105 1900				
				Peugeot 306						
Wszystkie modele, bez ABS All models, without ABS Все модели, без ABS	ZWP-7115	93>09.96	0019P 0053P 0053T 0069T	WP- 0 1 8	PL	105 105 0650				
				WP- 4 4 0	PP	105 105 2150				
				WP- 4 9 9	TL	104 105 0650				
				WP- 0 0 9	TP	105 105 0600				
				WP- 5 9 0	SPL	104 105 3300				
				WP- 5 9 1	SPP	104 105 3450				
				WP- 7 2 1	STL	105 107 0700				
				*66 0069T WP- 7 2 0	STP	105 107 0650				

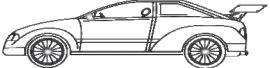






MARKA SAMOCHODU	NUMER ZESTAWU	ROK PRODUKCJI	ODPOWIETRNIK	KOD WP	POLOZENIE	INDEKS			
CAR MODEL	NUMBER OF SET	PRODUCTION YEAR	BLEEDER SCREW	WP CODE	LOCATION	INDEX			
МОДЕЛЬ АВТОМБИЛЯ	НОМЕР НАБОРА	ГОД ВЫПУСКА АВТОМБИЛЯ	ШТУЦЕР ПРОКАЧКИ ТОРМОЗОВ	WP КОД	МЕСТО	ИНДЕКС			
									
Peugeot 306									
Wszystkie modele, bez ABS All models, without ABS Все модели, без ABS	ZWP-7116	10.96>04.02	0019P	WP- 0 1 8	PL	105 105 0650			
				WP- 4 4 0	PP	105 105 2150			
				WP- 4 9 9	TL	104 105 0650			
				WP- 0 0 9	TP	105 105 0600			
			0053P	WP- 0 0 8	SPL	105 105 3000			
				WP- 5 9 0	SPP	104 105 3300			
				WP- 7 2 1	STL	105 107 0700			
				WP- 7 2 0	STP	105 107 0650			
*66			0053T						
			0069T						
Peugeot 306									
Wszystkie modele, z ABS All models, with ABS Все модели, с ABS	ZWP-7117	10.96>04.02	0019P	WP- 0 0 9	PL	105 105 0600			
				WP- 1 6 7 1	PP	105 106 1650			
				WP- 4 7 9	TL	104 105 1200			
				WP- 4 5 3	TP	105 105 0250			
			0053P	WP- 0 0 9	ZTL	105 105 0600			
				WP- 0 0 9	ZTP	105 105 0600			
				WP- 1 0 9	SPL	105 106 1100			
				WP- 0 3 5	SPP	105 105 1100			
			0053T	WP- 7 0 9	STL	104 105 3150			
				WP- 0 2 0	STP	104 105 3400			
				*66			0069T		
Peugeot 306									
Wszystkie modele, z ABS All models, with ABS Все модели, с ABS	ZWP-7118	10.96>04.02	0019P	WP- 0 0 9	PL	105 105 0600			
				WP- 1 6 7 1	PP	105 106 1650			
				WP- 4 7 9	TL	104 105 1200			
				WP- 0 0 6	TP	105 105 0250			
			0053P	WP- 1 1 7	ZTL	105 105 0750			
				WP- 1 1 7	ZTP	105 105 0750			
				WP- 1 0 9	SPL	105 106 1100			
				WP- 0 3 5	SPP	105 105 1100			
			0053T	WP- 5 8 9	STL	104 105 3150			
				WP- 1 6 6 8	STP	104 105 3400			
				*67			0069T		
Peugeot 306									
Wszystkie modele All models Все модели ABS system -BOSCH 53,57	ZWP-7119	01.01>	0015P	WP- 2 6 5	PL	105 105 0950			
				WP- 1 6 6 7	PP	104 105 2150			
				WP- 1 6 2 5	CL	104 105 4400			
				WP- 7 1 3	CP	105 105 4600			
0087T									
Peugeot 306									
Wszystkie modele All models Все модели ABS system -BOSCH 80	ZWP-7119	01.01>	0015P	WP- 0 1 3	PL	105 105 0900			
				WP- 1 6 6 7	PP	104 105 2150			
				WP- 1 6 2 5	CL	104 105 4400			
				WP- 7 1 3	CP	105 105 4600			
0087T									
Peugeot 306									
Wszystkie modele, bez ABS All models, without ABS Все модели, без ABS Nr.10000000	ZWP-7120	09.85>89	0053P	WP- 0 2 8	PL	105 105 0550			
				WP- 0 0 3	PP	105 105 1400			
				WP- 0 2 4	TP	105 105 0800			
				WP- 0 2 8	ZTL	105 105 0550			
			0087P	WP- 0 2 8	ZTP	105 105 0550			
				WP- 2 8 4	SP	104 105 0300			
				WP- 0 0 8	ST	105 105 3000			
				0053T					
Peugeot 306									
Wszystkie modele, bez ABS, bez 16V All models, without ABS, without 16V Все модели, без ABS, без 16V	ZWP-7121	90>93	0053P	WP- 0 2 8	PL	105 105 0550			
				WP- 0 2 7	PP	105 105 1250			
				WP- 0 2 8	TP	105 105 0550			
				WP- 2 8 3	ZTL	104 105 0550			
			0087P	WP- 2 8 3	ZTP	104 105 0550			
				WP- 4 7 5	SP	105 105 3050			
				WP- 3 2 8	SP+	106 106 3200			
				WP- 4 9 0	ST	104 105 0350			
			0053T	WP- 0 0 5	ST+	105 105 0450			
				*66			0069T		
Peugeot 306									
16V bez ABS without ABS без ABS	ZWP-7122	90>93	0053P	WP- 0 2 8	PL	105 105 0550			
				WP- 0 2 7	PP	105 105 1250			
				WP- 0 0 5	TL	105 105 0450			
				WP- 0 0 5	TP	105 105 0450			
			0087P	WP- 0 2 8	ZTL	105 105 0550			
				WP- 0 2 8	ZTP	105 105 0550			
				WP- 4 5 3	SP	104 105 0250			
				WP- 4 5 3	SP+	104 105 0250			
			0053T	WP- 4 5 4	ST	106 106 3200			
				WP- 1 7 6	ST+	105 106 3700			
				*66			0069T		
Peugeot 306									
Wszystkie modele, z ABS All models, with ABS Все модели, с ABS	ZWP-7123	90>93	0053P	WP- 0 4 5	PL	105 105 0400			
				WP- 0 4 7	PP	105 105 1500			
				WP- 0 0 5	TL	105 105 0450			
				WP- 0 0 5	TP	105 105 0450			
			0087P	WP- 0 2 8	ZTL	105 105 0550			
				WP- 0 2 8	ZTP	105 105 0550			
				WP- 7 1 7	SP	105 106 2350			
				WP- 4 5 6	SP+	105 106 2600			
			0053T	WP- 4 5 3	ST	104 105 0250			
				WP- 4 5 3	ST+	104 105 0250			
				*66			0069T		

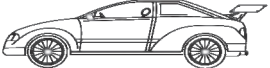





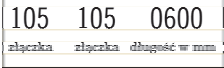
MARKA SAMOCHODU	NUMER ZESTAWU	ROK PRODUKCJI	ODPOWIETRNIK	KOD WP	POLOZENIE	INDEKS	
CAR MODEL	NUMBER OF SET	PRODUCTION YEAR	BLEEDER SCREW	WP CODE	LOCATION	INDEX	
МОДЕЛЬ АВТОБИЛЯ	НОМЕР НАБОРА	ГОД ВЫПУСКА АВТОБИЛЯ	ШТУЦЕР ПРОКАЧКИ ТОРМОЗОВ	WP КОД	МЕСТО	ИНДЕКС	
							
Peugeot 405							
Wszystkie modele 2WD, bez ABS All models 2WD, without ABS Все модели 2WD, без ABS	ZWP-7124	88>92	0053P	WP- 0 3 3	PL	105 105 0700	
				0039P	WP- 0 1 8	PP	105 105 0650
			WP- 0 0 3		TL	105 105 1400	
			WP- 4 5 7		TP	104 105 0400	
			WP- 0 0 5		ZTL	105 105 0450	
			WP- 0 0 5		ZTP	105 105 0450	
			WP- 0 1 9		SP	105 105 1000	
			0039T		WP- 3 8 6	SP+	105 106 1050
			0069T		WP- 0 1 4	ST	105 105 2400
			0053T	WP- 7 0 0	ST+	104 106 2400	
*66							
*73							
Peugeot 405							
Wszystkie modele 2WD, bez ABS All models 2WD, without ABS Все модели 2WD, без ABS	ZWP-7125	88>92	0053P	WP- 0 3 3	PL	105 105 0700	
				0039P	WP- 0 1 8	PP	105 105 0650
			WP- 0 0 3		TL	105 105 1400	
			WP- 4 5 7		TP	104 105 0400	
			WP- 0 4 3		ZTL	105 105 0200	
			WP- 0 4 3		ZTP	105 105 0200	
			WP- 0 1 9		SP	105 105 1000	
			0039T		WP- 3 8 6	SP+	105 106 1050
			0069T		WP- 0 1 4	ST	105 105 2400
			0053T	WP- 7 0 0	ST+	104 106 2400	
*67							
*73							
Peugeot 405							
Wszystkie modele 2WD, bez ABS All models 2WD, without ABS Все модели 2WD, без ABS	ZWP-7126	88>92	0053P	WP- 0 3 3	PL	105 105 0700	
				0039P	WP- 0 1 8	PP	105 105 0650
			WP- 4 5 7		TL	104 105 0400	
			WP- 4 5 7		TP	104 105 0400	
			WP- 0 1 9		SP	105 105 1000	
			WP- 3 8 6		SP+	105 106 1050	
			0039T		WP- 0 4 0	ST	105 105 3300
			0069T		WP- 0 4 0	ST	105 105 3300
			0053T		WP- 7 1 9	ST+	105 106 3650
			*74				
Peugeot 405							
Wszystkie modele 2WD, z ABS All models 2WD, with ABS Все модели 2WD, с ABS	ZWP-7127	88>92	0053P	WP- 0 1 7	PL	105 105 0500	
				0039P	WP- 0 3 5	PP	105 105 1100
			WP- 1 1 5		TL	105 105 1150	
			WP- 4 5 7		TP	104 105 0400	
			WP- 0 4 3		ZTL	105 105 0200	
			WP- 0 4 3		ZTP	105 105 0200	
			WP- 0 4 7		SP	105 105 1500	
			0039T		WP- 4 5 9	SP+	105 106 1500
			0069T		WP- 7 0 6	ST	105 105 2450
			0053T	WP- 4 6 0	ST+	104 106 2500	
Peugeot 406							
Wszystkie modele, bez ABS All models, without ABS Все модели, без ABS	ZWP-7128	09.95>03.04	0039P	WP- 0 0 9	PL	105 105 0600	
				0069T	WP- 4 3 5	PP	105 105 1600
			WP- 4 9 9		TL	104 105 0650	
			WP- 0 2 8		TP	105 105 0550	
			WP- 0 0 5		ZTL	105 105 0450	
			WP- 0 0 5		ZTP	105 105 0450	
			WP- 4 2 8		SPL	105 105 2050	
			WP- 4 8 4		SPP	104 105 2000	
			0069T		WP- 0 9 2	STL	104 106 2700
			0086T	WP- 7 0 7	STP	105 105 2650	
*66							
Peugeot 406							
Wszystkie modele, bez ABS All models, without ABS Все модели, без ABS	ZWP-7129	09.95>03.04	0039P	WP- 0 0 9	PL	105 105 0600	
				0069T	WP- 4 3 5	PP	105 105 1600
			WP- 4 4 1		TL	104 105 0500	
			WP- 0 1 7		TP	105 105 0500	
			WP- 4 5 7		ZTL	104 105 0400	
			WP- 4 5 7		ZTP	104 105 0400	
			WP- 4 2 8		SPL	105 105 2050	
			WP- 4 8 4		SPP	104 105 2000	
			0069T		WP- 0 9 2	STL	104 106 2700
			0086T	WP- 7 0 7	STP	105 105 2650	
*66							
Peugeot 406							
Wszystkie modele, bez ABS All models, without ABS Все модели, без ABS	ZWP-7128	09.95>03.04	0039P	WP- 0 0 9	PL	105 105 0600	
				0069T	WP- 4 3 5	PP	105 105 1600
			WP- 4 9 9		TL	104 105 0650	
			WP- 0 2 8		TP	105 105 0550	
			WP- 0 0 5		ZTL	105 105 0450	
			WP- 0 0 5		ZTP	105 105 0450	
			WP- 4 2 8		SPL	105 105 2050	
			WP- 4 8 4		SPP	104 105 2000	
			0069T		WP- 0 9 2	STL	104 106 2700
			0086T	WP- 7 0 7	STP	105 105 2650	
*67							

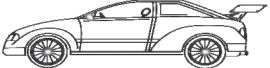





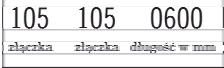
MARKA SAMOCHODU	NUMER ZESTAWU	ROK PRODUKCJI	ODPOWIETRNIK	KOD WP	POLOZENIE	INDEKS	
CAR MODEL	NUMBER OF SET	PRODUCTION YEAR	BLEEDER SCREW	WP CODE	LOCATION	INDEX	
МОДЕЛЬ АВТОМБИЛЯ	НОМЕР НАБОРА	ГОД ВЫПУСКА АВТОМБИЛЯ	ШТУЦЕР ПРОКАЧКИ ТОРМОЗОВ	WP КОД	МЕСТО	ИНДЕКС	
							
Peugeot 406							
Wszystkie modele, z ABS All models, with ABS Все модели, с ABS Nr.DAM 7510	ZWP-7131	09.95>05.97	0039P	WP- 4 9 9	PL	104 105 0650	
				WP- 4 8 8	PP	104 105 1700	
				WP- 4 9 9	TL	104 105 0650	
				WP- 0 2 8	TP	105 105 0550	
				WP- 0 0 5	ZTL	105 105 0450	
				WP- 0 0 5	ZTP	105 105 0450	
				WP- 0 1 1	SPL	105 105 2300	
				WP- 7 1 7	SPP	105 106 2350	
				WP- 0 9 2	STL	104 106 2700	
				0069T	WP- 7 0 7	STP	105 105 2650
				0086T			
				Peugeot 406			
Wszystkie modele, z ABS, bez Turbo All models, with ABS, without Turbo Все модели, с ABS, без Turbo Nr.-DAM 7510	ZWP-7132	09.95>05.97	0039P	WP- 4 9 9	PL	104 105 0650	
				WP- 4 8 8	PP	104 105 1700	
				WP- 4 9 9	TL	104 105 0650	
				WP- 0 2 8	TP	105 105 0650	
				WP- 0 4 5	ZTL	105 105 0400	
				WP- 0 4 5	ZTP	105 105 0400	
				WP- 0 1 1	SPL	105 105 2300	
				WP- 7 1 7	SPP	105 106 2350	
				WP- 0 9 2	STL	104 106 2700	
				0069T	WP- 7 0 7	STP	105 105 2650
				0086T			
				Peugeot 406			
Wszystkie modele, z ABS All models, with ABS Все модели, с ABS Nr.DAM 7511-	ZWP-7133	06.97>03.04	0039P	WP- 0 2 4	PL	105 105 0800	
				WP- 0 2 3	PP	105 105 1800	
				WP- 4 9 9	TL	104 105 0650	
				WP- 0 2 8	TP	105 105 0550	
				WP- 0 0 5	ZTL	105 105 0450	
				WP- 0 0 5	ZTP	105 105 0450	
				WP- 3 9 0	SPL	105 105 2250	
				WP- 7 1 7	SPP	105 106 2350	
				WP- 0 9 2	STL	104 106 2700	
				0069T	WP- 7 0 7	STP	105 105 2650
				0086T			
				Peugeot 407			
	ZWP-7150	05.04>		WP- 8 3 2	PL	104x 105 0850	
				WP- 1 7 4 0	PP	104x 105 1950	
				WP- 0 3 0	CL	105 105 3700	
				WP- 0 2 5	CP	105 105 4300	
Peugeot 504							
Sedan	ZWP-7134	71>83	0069P	WP- 2 6 9	PL	115 115 0400	
				0086P	WP- 2 6 7	PP	115 115 0900
			0053T	WP- 2 7 2	TL	115 115 0350	
				WP- 2 7 3	TP	115 115 0600	
				WP- 2 7 3	ZTL	115 115 0600	
				WP- 2 7 3	ZTP	115 115 0600	
				0069T	WP- 8 0 3	CC	115 115 2600
Peugeot 504							
Sedan L Nr.2058001	ZWP-7135	75>83	0069P	WP- 0 4 5	PL	105 105 0400	
				0086P	WP- 0 1 9	PP	105 105 1000
			0053T	WP- 0 2 4	TL	105 105 0800	
				WP- 0 2 4	TP	105 105 0800	
				WP- 3 9 0	SP	105 105 2250	
				0069T	WP- 0 4 1	ST	105 105 0350
Peugeot 504							
Sedan GL Nr.2058001	ZWP-7136	75>83	0069P	WP- 0 4 5	PL	105 105 0400	
				0086P	WP- 0 1 9	PP	105 105 1000
			0053T	WP- 0 4 1	TL	105 105 0350	
				WP- 0 0 9	TP	105 105 0600	
				WP- 0 1 8	ZTL	105 105 0650	
				WP- 0 1 8	ZTP	105 105 0650	
				0069T	WP- 1 6 7	CC	105 105 2600
Peugeot 504							
D, E, F Wagon	ZWP-7137	79>88	0086P	WP- 2 6 9	PL	115 115 0400	
				WP- 2 6 7	PP	115 115 0900	
			0087T	WP- 2 7 3	TL	115 115 0600	
				WP- 2 7 5	TP	115 115 1050	
				WP- 2 7 6	SP	115 115 2300	
				WP- 1 6 2 9	ST	114 115 0700	
Peugeot 504							
Nr.2058001	ZWP-7138	75>82	0069P	WP- 0 4 5	PL	105 105 0400	
				0086P	WP- 0 1 9	PP	105 105 1000
			0053T	WP- 0 0 9	TL	105 105 0600	
				WP- 0 3 5	TP	105 105 1100	
				WP- 3 9 0	SP	105 105 2250	
				0069T	WP- 0 1 8	ST	105 105 0650

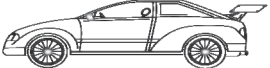





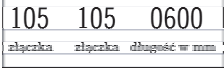
MARKA SAMOCHODU	NUMER ZESTAWU	ROK PRODUKCJI	ODPOWIETRNIK	KOD WP	POLOZENIE	INDEKS
CAR MODEL	NUMBER OF SET	PRODUCTION YEAR	BLEEDER SCREW	WP CODE	LOCATION	INDEX
МОДЕЛЬ АВТОМБИЯ	НОМЕР НАБОРА	ГОД ВЫПУСКА АВТОМБИЯ	ШТУЦЕР ПРОКАЧКИ ТОРМОЗОВ	WP КОД	МЕСТО	ИНДЕКС
						
Peugeot 505						
Sedan	ZWP-7139	05.79>91	0086P 0053P	WP- 0 0 9	PL	105 105 0600
				WP- 4 2 8	PP	105 105 2050
				WP- 0 4 1	TL	105 105 0350
				WP- 0 1 8	TP	105 105 0650
				WP- 0 1 8	ZTL	105 105 0650
				WP- 0 1 8	ZTP	105 105 0650
				WP- 0 1 4	CC	105 105 2400
*02			0053T			
Peugeot Boxer						
1000, 1400, 1800 bez ABS, krótki rozstaw osi without ABS, short wheel base без ABS, короткий колесная база	ZWP-7141	03.94>03.02	0039P	WP- 0 3 5	PL	105 105 1100
				WP- 1 1 5	PL	105 105 1150
				WP- 0 1 4	PP	105 105 2400
				WP- 7 0 6	PP	105 105 2450
				WP- 1 6 7 1	SP	105 106 1650
				WP- 7 0 6	ST	105 105 2450
				WP- 0 1 8	TL	105 105 0650
			0069T	WP- 0 0 3	TP	105 105 1400
Peugeot Boxer						
1400, 1800 bez ABS, średni rozstaw osi without ABS, mid wheel base без ABS, длинная колесная база	ZWP-7142	03.94>03.02	0039P	WP- 0 3 5	PL	105 105 1100
				WP- 1 1 5	PL	105 105 1150
				WP- 0 1 4	PP	105 105 2400
				WP- 7 0 6	PP	105 105 2450
				WP- 1 6 7 1	SP	105 106 1650
				WP- 4 0 4	ST	105 105 2550
				WP- 0 1 8	TL	105 105 0650
			0069T	WP- 0 0 3	TP	105 105 1400
Peugeot Boxer						
1400, 1800 bez ABS, długi rozstaw osi without ABS, long wheel base без ABS, средний колесная база	ZWP-7143	03.94>03.02	0039P	WP- 0 3 5	PL	105 105 1100
				WP- 1 1 5	PL	105 105 1150
				WP- 0 1 4	PP	105 105 2400
				WP- 7 0 6	PP	105 105 2450
				WP- 1 6 7 1	SP	105 106 1650
				WP- 0 4 0	ST	105 105 3300
				WP- 0 1 8	TL	105 105 0650
			0069T	WP- 0 0 3	TP	105 105 1400
Peugeot Boxer						
Wszystkie modele z ABS, do nr. S15445357 All models with ABS, to no. S15445357 Все модели с ABS, к нет. S15445357	ZWP-7144	03.94>03.02	0039P	WP- 0 3 5	PL	105 105 1100
				WP- 1 6 7	PP	105 105 2600
				WP- 1 6 6 7	SPL	104 105 2150
				WP- 1 6 8 4	SPP	105 110x 2150
				WP- 0 4 3	STL	105 105 0200
				WP- 1 6 9 6	STP	104x 105 0300
				WP- 0 1 8	TL	105 105 0650
			0069T	WP- 0 0 3	TP	105 105 1400
Peugeot Boxer						
330 z ABS, krótki rozstaw osi with ABS, short wheel base с ABS, короткий колесная база	ZWP-7145	04.02>	0039P	WP- 0 1 9	PL	105 105 1000
				WP- 7 0 6	PP	105 105 2450
				WP- 4 9 1	SPL	104 105 1800
				WP- 1 8 6 6	SPP	105 110x 1850
				WP- 0 3 6	STL	105 105 2100
				WP- 1 8 6 7	STP	105 110x 2200
				WP- 0 1 8	TL	105 105 0650
			0039T	WP- 5 2 8	TP	104x 105 1350
Peugeot Boxer						
333 z ABS, średni rozstaw osi with ABS, mid wheel base с ABS, длинная колесная база	ZWP-7146	04.02>	0039P	WP- 0 1 9	PL	105 105 1000
				WP- 7 0 6	PP	105 105 2450
				WP- 4 9 1	SPL	104 105 1800
				WP- 1 8 6 6	SPP	105 110x 1850
				WP- 1 6 7	STL	105 105 2600
				WP- 1 8 6 9	STP	105 110x 2650
				WP- 0 1 8	TL	105 105 0650
			0039T	WP- 5 2 8	TP	104x 105 1350
Peugeot Boxer						
335 z ABS, długi rozstaw osi with ABS, long wheel base с ABS, средний колесная база	ZWP-7147	04.02>	0039P	WP- 0 1 9	PL	105 105 1000
				WP- 7 0 6	PP	105 105 2450
				WP- 4 9 1	SPL	104 105 1800
				WP- 1 8 6 6	SPP	105 110x 1850
				WP- 0 4 0	STL	105 105 3300
				WP- 1 8 7 1	STP	105 110x 3350
				WP- 0 1 8	TL	105 105 0650
			0039T	WP- 5 2 8	TP	104x 105 1350
Peugeot Expert						
1.9, 2.0 Hdi krótki model short model короткая модель	ZWP-7148	02.96>	0039P	WP- 0 0 2	PL	105 105 0850
				WP- 0 1 3	PP	105 105 0900
				WP- 5 0 6	SPL	104x 105 1250
				WP- 0 2 7	SPP	105 105 1250
				WP- 1 7 2 9	STL	105 108 2500
				WP- 1 8 7 0	STP	105 110x 3100
				WP- 0 2 4	TL	105 105 0800
			0069T	WP- 0 2 4	TP	105 105 0800

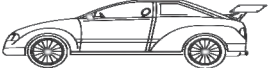





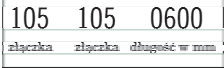
MARKA SAMOCHODU	NUMER ZESTAWU	ROK PRODUKCJI	ODPOWIETRNIK	KOD WP	POLOZENIE	INDEKS
CAR MODEL	NUMBER OF SET	PRODUCTION YEAR	BLEEDER SCREW	WP CODE	LOCATION	INDEX
МОДЕЛЬ АВТОБИЯ	НОМЕР НАБОРА	ГОД ВЫПУСКА АВТОБИЯ	ШТУЦЕР ПРОКАЧКИ ТОРМОЗОВ	WP КОД	МЕСТО	ИНДЕКС
						
Peugeot Expert						
1.9, 2.0 Hdi krótki model short model короткая модель	ZWP-7149	02.96>	0039P	WP- 0 0 2	PL	105 105 0850
				WP- 0 1 3	PP	105 105 0900
				WP- 5 0 6	SPL	104x 105 1250
				WP- 0 2 7	SPP	105 105 1250
				WP- 1 7 3 0	STL	105 108 2950
				WP- 1 8 8 1	STP	105 110x 3550
				WP- 0 2 4	TL	105 105 0800
				0069T	WP- 0 2 4	TP
Peugeot Partner						
Wszystkie modele z ABS, do nr. PR8609 All models with ABS, to no. PR8609 Все модели с ABS, к нет. PR8609	ZWP-5303	07.96>04.00	0039P	WP- 0 1 8	PL	105 105 0650
				WP- 0 3 9	PP	105 105 1550
				WP- 0 2 7	TL	105 105 1250
				WP- 0 0 9	TP	105 105 0600
				WP- 0 0 5	ZTL	105 105 0450
				WP- 0 0 5	ZTP	105 105 0450
				WP- 0 0 7	CL	105 105 3900
				0069T	WP- 0 0 7	CP
Peugeot Partner						
Wszystkie modele z ABS, do nr. PR8609 All models with ABS, to no. PR8609 Все модели с ABS, к нет. PR8609	ZWP-5304	07.96>04.00	0039P	WP- 4 3 5	PL	105 105 1600
				WP- 0 3 4	PP	105 105 1200
				WP- 0 2 7	TL	105 105 1250
				WP- 0 0 9	TP	105 105 0600
				WP- 0 0 5	ZTL	105 105 0450
				WP- 0 0 5	ZTP	105 105 0450
				WP- 0 3 4	SPL	105 105 1200
				WP- 0 2 7	SPP	105 105 1250
				WP- 0 0 7	CL	105 105 3900
				0069T	WP- 0 0 7	CP
Peugeot Partner						
Wszystkie modele bez ABS, od nr.PR8610 All models without ABS, from no. PR8610 Все модели без ABS, от нет. PR8610	ZWP-5305	05.00>	0039P	WP- 2 5 2	PL	105 105 1050
				WP- 0 4 2	PP	105 105 1700
				WP- 0 2 7	TL	105 105 1250
				WP- 0 0 9	TP	105 105 0600
				WP- 0 0 5	ZTL	105 105 0450
				WP- 0 0 5	ZTP	105 105 0450
				WP- 5 7 2	CL	105 106 3950
0069T	WP- 5 7 2	CP	105 106 3950			
Peugeot Partner						
Wszystkie modele z ABS, od nr.PR8610 All models with ABS, from no.PR8610 Все модели с ABS, от нет.PR8610	ZWP-5306	05.00>	0039P	WP- 0 4 7	PL	105 105 1500
				WP- 0 3 4	PP	105 105 1200
				WP- 0 2 7	TL	105 105 1250
				WP- 0 0 9	TP	105 105 0600
				WP- 0 0 5	ZTL	105 105 0450
				WP- 0 0 5	ZTP	105 105 0450
				WP- 0 1 9	SPL	105 105 1000
				WP- 0 1 9	SPP	105 105 1000
				WP- 5 7 2	CL	105 106 3950
				0069T	WP- 5 7 2	CP
Polonez LE						
1.5	ZWP-7201	05.78>87	0100P	WP- 4 1 1	PL	112 112 0800
				WP- 1 5 6	PP	112 112 1700
				WP- 0 5 1	TL	112 112 0550
				WP- 1 5 4	TP	112 112 0950
				0100T	WP- 7 9 2	CC
Polonez Lucas						
	ZWP-7202		0100P	WP- 1 1 7	PL	105 105 0750
				WP- 4 3 5	PP	105 105 1600
				WP- 0 0 9	TL	105 105 0600
				WP- 2 5 2	TP	105 105 1050
				WP- 0 0 6	SP	105 105 0250
				0100T	WP- 0 2 1	ST
Polonez Polmo						
1500	ZWP-7203	83>87	0100P	WP- 7 8 7	PL	112 112 0700
				WP- 1 5 6	PP	112 112 1700
				WP- 0 5 1	TL	112 112 0550
				WP- 1 5 4	TP	112 112 0950
				0100T	WP- 7 9 1	CC
Polonez Truck						
	ZWP-7204		0100P	WP- 0 5 2	PL	112 112 1050
				WP- 4 6 6	PP	112 112 1800
				WP- 4 1 2	TL	112 112 0600
				WP- 0 5 2	TP	112 112 1050
				WP- 4 6 7	SP	112 112 4100
				0100T	WP- 4 6 8	SP+
	WP- 2 2 9	ST	112 112 0250			

MARKA SAMOCHODU	NUMER ZESTAWU	ROK PRODUKCJI	ODPOWIETRNIK	KOD WP	POLOZENIE	INDEKS
CAR MODEL	NUMBER OF SET	PRODUCTION YEAR	BLEEDER SCREW	WP CODE	LOCATION	INDEX
МОДЕЛЬ АВТОМБИЛЯ	НОМЕР НАБОРА	ГОД ВЫПУСКА АВТОМБИЛЯ	ШТУЦЕР ПРОКАЧКИ ТОРМОЗОВ	WP КОД	МЕСТО	ИНДЕКС
						
Renault R4						
R1123, R2106	ZWP-7301	65>86	0069P 0053P	WP- 0 6 5 WP- 3 3 6 WP- 2 8 6 WP- 0 5 7 WP- 2 8 7 WP- 2 8 7 WP- 2 9 1	PL PP TL TP ZTL ZTP CC	109 109 0800 109 109 1550 109 109 0150 109 109 1100 109 109 0600 109 109 0600 109 109 2900
z regulatorem hamulca z lewej strony with brake regulator on left side с тормозным регулятором с левой стороны *01						
Renault R4						
R1123, R2106	ZWP-7302	76>86	0069P 0053P	WP- 2 9 3 WP- 2 9 4 WP- 2 8 6 WP- 0 5 7 WP- 2 8 7 WP- 2 8 7 WP- 2 9 1 WP- 2 9 5	PL PP TL TP ZTL ZTP CL CP	109 109 0950 109 109 1950 109 109 0150 109 109 1100 109 109 0600 109 109 0600 109 109 2900 109 114 3000
z rozdzielaczem with distributor с распределителем *02						
Renault R4						
R2370	ZWP-7303	76>86	0069P 0053P	WP- 2 9 3 WP- 2 9 4 WP- 2 8 6 WP- 0 5 7 WP- 2 8 7 WP- 2 8 7 WP- 2 9 2 WP- 0 7 1	PL PP TL TP ZTL ZTP CL CP	109 109 0950 109 109 1950 109 109 0150 109 109 1100 109 109 0600 109 109 0600 109 109 3000 109 114 3100
Renault R5						
Wszystkie modele All models Все модели	ZWP-7304	76>86	0069P 0053P	WP- 2 9 6 WP- 7 6 5 WP- 0 5 8 WP- 3 0 0 WP- 2 8 7 WP- 2 8 7 WP- 7 7 7 WP- 2 8 8	PL PP TL TP ZTL ZTP CL CP	109 109 0700 109 109 2050 109 109 0450 109 109 0750 109 109 0600 109 109 0600 109 114 2950 109 109 2800
*02						
Renault R5						
Wszystkie modele All models Все модели	ZWP-7305	85>90	0069P 0053P	WP- 0 0 9 WP- 0 3 5 WP- 0 0 1 WP- 0 2 4 WP- 0 0 9 WP- 4 9 9 WP- 4 3 8 WP- 4 0 5	PL PP TL TL+ TP TP+ CL CP	105 105 0600 105 105 1100 105 105 0300 105 105 0800 105 105 0600 104 105 0650 105 105 4450 104 105 4400
*74						
Renault R6						
R1181	ZWP-7306	74>80	0053P	WP- 2 9 6 WP- 2 9 4 WP- 2 8 6 WP- 3 0 1 WP- 2 8 7 WP- 2 8 7 WP- 0 7 1 WP- 2 9 2	PL PP TL TP ZTL ZTP CL CP	109 109 0700 109 109 1950 109 109 0150 109 109 1150 109 109 0600 109 109 0600 109 114 3100 109 109 3000
*02						
Renault R9						
	ZWP-7307		0053P	WP- 1 1 7 WP- 0 1 0 WP- 1 1 5 WP- 0 0 9 WP- 0 2 1	PL PP TL TP CC	105 105 0750 105 105 1850 105 105 1150 105 105 0600 105 105 3600
Renault R12						
R1170	ZWP-7308	70>79	0053P	WP- 0 6 5 WP- 0 7 9 WP- 2 9 6 WP- 0 5 7 WP- 3 1 1 WP- 3 0 6	PL PP TL TP CC CC+	109 109 0800 109 109 1400 109 109 0700 109 109 1100 109 109 3600 109 114 3600
*02						
Renault R12						
R1170, R1171	ZWP-7309	70>79	0053P	WP- 2 8 7 WP- 3 0 1 WP- 2 8 7 WP- 0 5 7 WP- 7 6 9	PL PP TL TP CC	109 109 0600 109 109 1150 109 109 0600 109 109 1100 109 109 3550
*01						
Renault R14						
Wszystkie modele All models Все модели	ZWP-7310	76>85	0086P 0053P	WP- 0 2 8 WP- 0 2 2 WP- 0 2 8 WP- 1 1 7 WP- 0 0 9 WP- 0 0 9 WP- 3 1 0	PL PP TL TP ZTL ZTP CC	105 105 0550 105 105 1350 105 105 0550 105 105 0750 105 105 0600 105 105 0600 104 105 2800
*02						
*80						

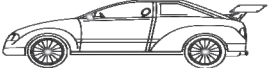





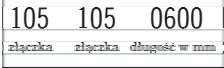
MARKA SAMOCHODU	NUMER ZESTAWU	ROK PRODUKCJI	ODPOWIETRNIK	KOD WP	POLOZENIE	INDEKS
CAR MODEL	NUMBER OF SET	PRODUCTION YEAR	BLEEDER SCREW	WP CODE	LOCATION	INDEX
МОДЕЛЬ АВТОМБИЯ	НОМЕР НАБОРА	ГОД ВЫПУСКА АВТОМБИЯ	ШТУЦЕР ПРОКАЧКИ ТОРМОЗОВ	WP КОД	МЕСТО	ИНДЕКС
						
Renault R16						
R1150	ZWP-7311	65>81	0053P	WP- 2 8 7	PL	109 109 0600
				WP- 0 7 9	PP	109 109 1400
				WP- 2 9 6	TL	109 109 0700
				WP- 2 9 3	TL+	109 109 0950
				WP- 7 6 4	TP	109 109 0250
				WP- 2 8 7	TP+	109 109 0600
			0053T	WP- 7 6 8	CC	109 109 3400
Renault R18						
R1340, R1351	ZWP-7312	78>87	0069P	WP- 1 1 7	PL	105 105 0750
			0053P	WP- 1 1 5	PP	105 105 1150
				WP- 0 3 5	TL	105 105 1100
				WP- 0 1 8	TP	105 105 0650
*80			0053T	WP- 0 4 6	CC	105 105 3500
Renault R18						
R1340, R1351	ZWP-7313	78>87	0069P	WP- 3 0 0	PL	109 109 0750
			0053P	WP- 3 0 1	PP	109 109 1150
				WP- 0 5 7	TL	109 109 1100
				WP- 2 9 6	TP	109 109 0700
*81			0053T	WP- 7 6 9	CC	109 109 3550
Renault R19						
Wszystkie modele, bez ABS All models, without ABS Все модели, без ABS	ZWP-7314	89>12.95	0053P	WP- 0 0 5	PL	105 105 0450
				WP- 0 0 3	PP	105 105 1400
				WP- 3 1 4	TL	104 105 1000
				WP- 2 6 1	TP	104 105 0600
				WP- 0 2 8	SPL	105 105 0550
				WP- 1 0 2	SPP	105 106 0800
			0053T	WP- 2 0 0	STL	105 106 1900
			0069T	WP- 0 1 1	STP	105 105 2300
Renault R20						
Wszystkie modele All models Все модели	ZWP-7315	76>85	0053P	WP- 0 1 3	PL	105 105 0900
				WP- 0 0 3	PP	105 105 1400
				WP- 0 4 5	TL	105 105 0400
				WP- 0 2 8	TP	105 105 0550
				WP- 0 0 9	ZTL	105 105 0600
				WP- 0 0 9	ZTP	105 105 0600
				WP- 3 1 3	CC	104 105 4900
*02			0053T	WP- 3 1 2	CC+	104 105 5000
Renault R30						
Wszystkie modele All models Все модели	ZWP-7316	75>85	0069P	WP- 3 1 4	PL	104 105 1000
				WP- 0 1 9	PL+	105 105 1000
				WP- 0 4 9	PP	105 105 1900
				WP- 3 1 5	PP+	104 105 1950
				WP- 0 4 5	TL	105 105 0400
				WP- 0 2 8	TP	105 105 0550
				WP- 0 0 9	ZTL	105 105 0600
				WP- 0 0 9	ZTP	105 105 0600
*02			0053T	WP- 5 9 6	CC	104 105 5350
Renault Clio						
Wszystkie modele, bez ABS All models, without ABS Все модели, без ABS	ZWP-7317	06.90>08.98	0053P	WP- 0 0 9	PL	105 105 0600
				WP- 0 3 5	PP	105 105 1100
				WP- 2 6 0	TL	104 105 0850
				WP- 2 6 1	TP	104 105 0600
				WP- 1 9 9	SPL	105 106 0900
				WP- 1 1 7	SPP	105 105 0750
			0069T	WP- 0 0 8	STL	105 105 3000
			0053T	WP- 5 2 6	STP	105 106 2750
Renault Clio II						
Wszystkie modele All models Все модели	ZWP-7322	09.98>		WP- 3 1 4	PL	104 105 1000
				WP- 0 0 5	PP	105 105 0450
				WP- 4 8 9	SPL	104 105 1100
				WP- 1 1 5	SPP	105 105 1150
				WP- 0 2 3	STL	105 105 1800
				WP- 0 2 3	STP	105 105 1800
				WP- 0 2 8	TL	105 105 0550
				WP- 1 9 6	TP	105 105 1300
Renault Laguna						
Sedan z ABS with ABS c ABS	ZWP-7318	95>02.01		WP- 5 0 1	PL	104 105 0900
				WP- 0 4 9	PP	105 105 1900
				WP- 0 2 4	TL	105 105 0800
				WP- 0 1 8	TP	105 105 0650
				WP- 4 3 5	SPL	105 105 1600
			0086T	WP- 5 2 1	SPP	104 106 1200
			0069T	WP- 5 2 6	STL	105 106 2750
			0039T	WP- 0 1 5	STP	105 105 2700

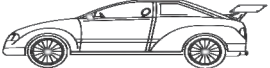




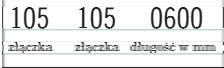
MARKA SAMOCHODU	NUMER ZESTAWU	ROK PRODUKCJI	ODPOWIETRNIK	KOD WP	POLOZENIE	INDEKS
CAR MODEL	NUMBER OF SET	PRODUCTION YEAR	BLEEDER SCREW	WP CODE	LOCATION	INDEX
МОДЕЛЬ АВТОМБИЯ	НОМЕР НАБОРА	ГОД ВЫПУСКА АВТОМБИЯ	ШТУЦЕР ПРОКАЧКИ ТОРМОЗОВ	WP КОД	МЕСТО	ИНДЕКС
						
Renault Megane						
Coupe, Sedan z ABS with ABS c ABS	ZWP-7319	96>10.02	0069T 0053T	WP- 4 8 4 WP- 0 2 4 WP- 0 2 4 WP- 0 3 3 WP- 5 1 3 WP- 3 9 0 WP- 5 0 3 WP- 1 9 1	PL PP TL TP SPL SPP STL STP	104 105 2000 105 105 0800 105 105 0800 105 105 0700 104 105 2250 105 105 2250 104 106 3300 105 106 3100
Renault Scenic						
Wszystkie modele All models Все модели	ZWP-7323	01.97>06.03		WP- 2 6 6 WP- 4 8 0 WP- 4 9 4 WP- 4 8 8 WP- 0 9 3 WP- 0 9 3 WP- 0 2 4 WP- 0 1 8	PL PP SPL SPP STL STP TL TP	104 105 1900 104 105 1500 105 105 1600 105 105 1700 105 106 3000 105 106 3000 105 105 0800 105 105 0650
Renault Traffic						
Wszystkie modele, z ABS All models, with ABS Все модели, с ABS	ZWP-7324	03.01>		WP- 4 8 4 WP- 0 1 4 WP- 3 9 8 WP- 0 1 6 WP- 0 2 8 WP- 0 2 8	PL PP CL CP TL TP	104 105 2000 105 105 2400 104 105 2100 105 105 2900 105 105 0550 105 105 0550
Renault Traffic						
T 800 rozstaw osi 2780 mm wheel base 2780 mm колесная база 2780 мм	ZWP-7320	82>90	0053P 0053T 0039T	WP- 1 9 6 WP- 4 0 4 WP- 0 2 4 WP- 0 3 6 WP- 0 4 6	PL PP TL TP CC	105 105 1300 105 105 2550 105 105 0800 105 105 2100 105 105 3500
Renault Twingo						
Wszystkie modele, bez ABS All models, without ABS Все модели, без ABS	ZWP-7321	03.93>	0069P 0053P 0053T	WP- 0 1 7 WP- 0 4 9 WP- 4 9 9 WP- 4 8 6 WP- 0 0 8 WP- 0 0 8	PL PP TL TP CL CP	105 105 0500 105 105 1900 104 105 0650 104 105 1850 105 105 3000 105 105 3000
Rover Allegro						
Wszystkie modele *02 *80	ZWP-7401	75>03.82	0108P 0108T	WP- 0 8 8 WP- 0 8 8 WP- 0 8 9 WP- 0 9 0 WP- 3 8 5 WP- 3 8 5 WP- 0 9 3 WP- 0 9 2	ZPL ZPP PL PP TL TP CL CP	105 106 0150 105 106 0150 104 106 0950 105 106 0650 105 106 0450 105 106 0450 105 106 3000 104 106 2700
Rover Allegro						
Wszystkie modele All models Все модели *02 *81	ZWP-7402	75>03.82	0108P 0108T	WP- 7 2 6 WP- 7 2 6 WP- 7 8 3 WP- 0 5 9 WP- 0 8 5 WP- 0 8 5 WP- 7 7 5 WP- 7 8 4	ZPL ZPP PL PP TL TP CL CP	105 110 0150 105 110 0150 110 114 0950 109 110 0650 109 110 0450 109 110 0450 109 110 3050 110 114 2700
Rover Leyland Sherpa 240						
Wszystkie modele All models Все модели	ZWP-7403	74>78	0107P	WP- 0 4 1 WP- 0 4 1 WP- 1 8 6 WP- 7 1 5 WP- 0 1 9 WP- 0 2 4 WP- 0 8 8 WP- 0 8 8 WP- 1 1 6 WP- 0 3 2	ZPL ZPP PL PP TL TP ZTL ZTP CC CC+	105 105 0350 105 105 0350 105 106 1150 105 106 1800 105 105 1000 105 105 0800 105 106 0150 105 106 0150 106 106 2400 105 105 2800
Rover Marina						
1.3 *01 *71	ZWP-7404	04.71>07.81	0108P 0049P 0049T 0108T	WP- 0 6 4 WP- 4 0 2 WP- 0 7 7 WP- 0 9 7 WP- 3 0 5 WP- 0 7 3 WP- 7 7 6	ZPL ZPP PL PP TL TP CC	109 110 0200 109 109 0400 109 110 1750 109 110 0850 109 109 1450 109 110 0550 109 110 3250

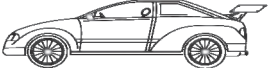





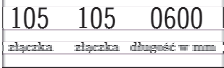
MARKA SAMOCHODU	NUMER ZESTAWU	ROK PRODUKCJI	ODPOWIETRNIK	KOD WP	POLOZENIE	INDEKS
CAR MODEL	NUMBER OF SET	PRODUCTION YEAR	BLEEDER SCREW	WP CODE	LOCATION	INDEX
МОДЕЛЬ АВТОМБИЛЯ	НОМЕР НАБОРА	ГОД ВЫПУСКА АВТОМБИЛЯ	ШТУЦЕР ПРОКАЧКИ ТОРМОЗОВ	WP КОД	МЕСТО	ИНДЕКС
						
Rover Marina						
1.3, 1.8	ZWP-7405	04.71>10.75	0108P 0049P	WP- 0 6 4 WP- 0 6 4 WP- 0 7 7 WP- 0 8 6 WP- 3 0 5	ZPL ZPP PL PP TL	109 110 0200 109 110 0200 109 110 1750 109 110 0750 109 109 1450
*01			0049T	WP- 0 7 3	TP	109 110 0550
*69			0108T	WP- 7 7 6	CC	109 110 3250
*72						
Rover Marina						
1.3, 1.8	ZWP-7406	72>07.81	0108P 0049P	WP- 0 6 0 WP- 0 6 0 WP- 0 8 1 WP- 0 8 2 WP- 3 0 5	ZPL ZPP PL PP TL	109 110 0150 109 110 0150 110 114 1400 110 114 0850 109 109 1450
*02			0049T	WP- 0 7 3	TP	109 110 0550
*69			0108T	WP- 0 8 3	CC	109 110 3500
*72						
Rover Maxi						
Wszystkie modele All models Все модели	ZWP-7407	69>82	0108P	WP- 0 6 4 WP- 0 6 4 WP- 0 7 8 WP- 7 7 0 WP- 0 9 5 WP- 0 8 6 WP- 0 8 6 WP- 1 8 3	ZPL ZPP PL PP TP ZTL ZTP SP	109 110 0200 109 110 0200 109 110 0800 109 110 1250 109 110 0600 109 110 0750 109 110 0750 109 110 1150
*01			0108T	WP- 0 9 6	ST	109 110 2300
Rover Maxi						
Wszystkie modele All models Все модели	ZWP-7408	69>82	0108P	WP- 1 0 1 WP- 1 0 1 WP- 1 0 2 WP- 1 0 3 WP- 0 9 0 WP- 0 9 0 WP- 1 0 4 WP- 1 0 5 WP- 1 0 6	ZPL ZPP PL PP TL TP SPL SPP STL	105 106 0200 105 106 0200 105 106 0800 104 106 1400 105 106 0650 105 106 0650 105 106 1000 104 106 0750 106 106 2300
*02			0108T	WP- 7 6 3	STP	106 106 2250
*80						
Rover Maxi						
Wszystkie modele All models Все модели	ZWP-7409	69>82	0108P	WP- 0 6 4 WP- 0 6 4 WP- 0 7 8 WP- 0 9 7 WP- 0 5 9 WP- 0 5 9 WP- 0 5 9 WP- 0 7 8	ZPL ZPP PL PP TL TP TP+ SP	109 110 0200 109 110 0200 109 110 0800 109 110 0850 109 110 0650 109 110 0650 109 110 0650 109 110 0800
*02			0108T	WP- 0 9 6	ST	109 110 2300
*80						
Rover Maxi						
Wszystkie modele All models Все модели	ZWP-7410	69>82	0108P	WP- 0 6 4 WP- 0 6 4 WP- 0 7 8 WP- 0 8 1 WP- 0 5 9 WP- 0 5 9 WP- 0 9 8 WP- 0 9 9 WP- 7 8 1	ZPL ZPP PL PP TL TP SPL SPP STL	109 110 0200 109 110 0200 109 110 0800 110 114 1400 109 110 0650 109 110 0650 109 110 1000 110 114 0750 110 110 2250
*02			0108T	WP- 7 8 1	STP	110 110 2250
*81						
Rover Mini						
Sedan	ZWP-7411	>75	0107P	WP- 7 6 4 WP- 7 6 4 WP- 0 5 7 WP- 0 5 8 WP- 0 5 9 WP- 0 6 0 WP- 0 6 1 WP- 0 6 1	ZPL ZPP PL PP TL TP ZTL ZTP	109 109 0250 109 109 0250 109 109 1100 109 109 0450 109 110 0650 109 110 0150 109 110 0300 109 110 0300
*01			0105T	WP- 7 6 6	CC	109 109 2550
Rover Mini						
	ZWP-7412	>77	0107P	WP- 7 6 4 WP- 7 6 4 WP- 0 5 8 WP- 0 6 5 WP- 0 6 6 WP- 0 6 1 WP- 0 6 1 WP- 7 8 5	ZPL ZPP PL PL+ PP TL TP CL	109 109 0250 109 109 0250 109 109 0450 109 109 0800 109 114 0450 109 110 0300 109 110 0300 110 114 2950
*02			0105T	WP- 7 7 2	CP	109 110 2450

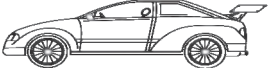





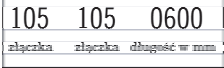
MARKA SAMOCHODU	NUMER ZESTAWU	ROK PRODUKCJI	ODPOWIETRNIK	KOD WP	POLOZENIE	INDEKS
CAR MODEL	NUMBER OF SET	PRODUCTION YEAR	BLEEDER SCREW	WP CODE	LOCATION	INDEX
МОДЕЛЬ АВТОМБИЯ	НОМЕР НАБОРА	ГОД ВЫПУСКА АВТОМБИЯ	ШТУЦЕР ПРОКАЧКИ ТОРМОЗОВ	WP КОД	МЕСТО	ИНДЕКС
						
Rover Mini						
	ZWP-7413	78>80	0107P	WP- 7 6 4	ZPL	109 109 0250
				WP- 7 6 4	ZPP	109 109 0250
				WP- 4 0 7	PL	109 109 0500
				WP- 4 0 7	PP	109 109 0500
				WP- 0 6 1	TL	109 110 0300
				WP- 0 6 1	TP	109 110 0300
				WP- 1 7 0	CL	109 110 3200
*02			0105T	WP- 1 7 0	CP	109 110 3200
Rover Mini						
850 Sedan, 1000 Combi	ZWP-7414	12.77>80	0107P	WP- 7 6 4	ZPL	109 109 0250
				WP- 7 6 4	ZPP	109 109 0250
				WP- 0 5 8	PL	109 109 0450
				WP- 0 6 5	PL+	109 109 0800
				WP- 0 6 6	PP	109 114 0450
				WP- 7 8 0	TL	110 110 0200
				WP- 7 8 0	TP	110 110 0200
				WP- 0 6 1	ZTL	109 110 0300
				WP- 0 6 1	ZTP	109 110 0300
				WP- 7 6 7	CC	109 109 2650
*02			0105T	WP- 7 7 9	CC+	109 114 3150
Saab 96						
Wszystkie modele All models Все модели Nr.52000	ZWP-7501	68>80	0108P	WP- 0 8 5	PL	109 110 0450
				WP- 0 8 4	PP	109 110 0900
				WP- 0 9 5	TL	109 110 0600
				WP- 0 7 6	TP	109 110 1350
				WP- 1 7 8	ZTL	109 110 0350
				WP- 1 7 8	ZTP	109 110 0350
				WP- 3 2 9	CL	109 109 2200
*72			0033T	WP- 2 9 7	CP	109 109 2100
Saab 96						
Wszystkie modele All models Все модели Nr.52001	ZWP-7502	68>80	0108P	WP- 0 7 3	PL	109 110 0550
				WP- 0 8 4	PP	109 110 0900
				WP- 0 7 3	TL	109 110 0550
				WP- 0 7 6	TP	109 110 1350
				WP- 1 7 8	ZTL	109 110 0350
				WP- 1 7 8	ZTP	109 110 0350
				WP- 3 2 9	CL	109 109 2200
*72			0033T	WP- 3 2 9	CP	109 109 2200
Saab 99						
Wszystkie modele All models Все модели	ZWP-7503	75>85	0086P	WP- 0 8 8	ZPL	105 106 0150
				WP- 0 8 8	ZPP	105 106 0150
				WP- 0 2 4	PL	105 105 0800
				WP- 0 3 9	PP	105 105 1550
				WP- 1 0 9	TL	105 106 1100
				WP- 1 0 8	TP	105 106 0400
				WP- 1 9 1	CL	105 106 3100
			086T	WP- 3 2 8	CP	105 106 3200
Saab 900						
Wszystkie modele All models Все модели	ZWP-7504	78>80	0039P	WP- 0 1 3	PL	105 105 0900
				WP- 0 3 9	PP	105 105 1550
				WP- 1 8 6	TL	105 106 1150
				WP- 1 0 8	TP	105 106 0400
				WP- 3 2 8	CL	105 106 3200
			0086T	WP- 3 2 8	CP	105 106 3200
Saab 900						
Wszystkie modele, bez ABS , bez CD All models, without ABS, without CD Все модели, без ABS, без CD	ZWP-7505	81>86	0039P	WP- 0 0 2	PL	105 105 0850
				WP- 0 4 2	PP	105 105 1700
				WP- 1 8 6	TL	105 106 1150
				WP- 3 8 5	TP	105 106 0450
				WP- 5 6 6	CL	105 106 3250
			0086T	WP- 5 6 6	CP	105 106 3250
Saab 900						
Wszystkie modele, bez ABS , bez CD All models, without ABS, without CD Все модели, без ABS, без CD	ZWP-7506	87>89	0039P	WP- 0 0 2	PL	105 105 0850
				WP- 0 4 2	PP	105 105 1700
				WP- 1 8 6	TL	105 106 1150
				WP- 3 8 5	TP	105 106 0450
			0088T	WP- 5 6 6	CL	105 106 3250
			0086T	WP- 7 1 7	CP	105 106 2350
Saab 900						
Wszystkie modele, z ABS , bez CV All models, with ABS, without CV Все модели, с ABS, без CV	ZWP-7507	86>93	0039P	WP- 0 1 3	PL	105 105 0900
				WP- 0 4 2	PP	105 105 1700
				WP- 0 1 9	TL	105 105 1000
				WP- 0 0 5	TP	105 105 0450
			0088T	WP- 5 6 6	SP	105 106 3250
			0086T	WP- 0 9 1	ST	105 106 0250

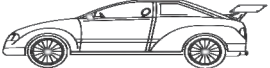




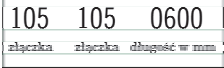
MARKA SAMOCHODU	NUMER ZESTAWU	ROK PRODUKCJI	ODPOWIETRNIK	KOD WP	POLOZENIE	INDEKS	
CAR MODEL	NUMBER OF SET	PRODUCTION YEAR	BLEEDER SCREW	WP CODE	LOCATION	INDEX	
МОДЕЛЬ АВТОМБИЛЯ	НОМЕР НАБОРА	ГОД ВЫПУСКА АВТОМБИЛЯ	ШТУЦЕР ПРОВОДАНИИ ТОРМОЗОВ	WP КОД	МЕСТО	ИНДЕКС	
							
Saab 900							
Wszystkie modele, z ABS All models, with ABS Все модели, с ABS	ZWP-7508	94>95	0087P	WP- 3 0 9	PL	104 105 0700	
				WP- 0 1 0	PP	105 105 1850	
				WP- 0 1 8	TL	105 105 0650	
				WP- 0 1 8	TP	105 105 0650	
				WP- 5 9 7	SPL	104 106 1450	
				WP- 4 5 9	SPP	105 106 1500	
				WP- 5 6 0	STL	105 106 2050	
				0087T	WP- 5 6 3	STP	105 106 2500
Saab 900							
Wszystkie modele, z ABS All models, with ABS Все модели, с ABS	ZWP-7509	96>	0087P	WP- 0 3 3	PL	105 105 0700	
				WP- 4 9 1	PP	104 105 1800	
				WP- 0 1 8	TL	105 105 0650	
				WP- 0 1 8	TP	105 105 0650	
				WP- 5 2 4	SPL	104 106 1300	
				WP- 1 9 8	SPP	105 106 1350	
				WP- 5 2 0	STL	105 106 1950	
				0087T	WP- 5 6 3	STP	105 106 2500
Saab 9000							
Wszystkie modele, z ABS All models, with ABS Все модели, с ABS	ZWP-7510	85>89	0039P	WP- 0 0 1	PL	105 105 0300	
				WP- 0 3 5	PP	105 105 1100	
				WP- 1 9 6	SPL	105 105 1300	
				WP- 0 3 4	SPP	105 105 1200	
				0086T	WP- 1 7 6	STL	105 106 3700
				0088T	WP- 0 9 3	STP	105 106 3000
Saab 9000							
Wszystkie modele, bez ABS All models, without ABS Все модели, без ABS	ZWP-7511	90>91	0011P	WP- 0 0 1	PL	105 105 0300	
				WP- 1 1 5	PP	105 105 1150	
				WP- 1 9 6	SPL	105 105 1300	
				WP- 0 3 4	SPP	105 105 1200	
				0086T	WP- 1 7 6	STL	105 106 3700
				0086T	WP- 1 9 1	STP	105 106 3100
Saab 9000							
Wszystkie modele, bez ABS All models, without ABS Все модели, без ABS	ZWP-7512	92>	0011P	WP- 0 0 1	PL	105 105 0300	
				WP- 1 1 5	PP	105 105 1150	
				WP- 0 0 3	SPL	105 105 1400	
				WP- 0 2 7	SPP	105 105 1250	
				0086T	WP- 1 7 6	STL	105 106 3700
				0086T	WP- 0 9 3	STP	105 106 3000
Saab 9000							
Wszystkie modele, z ABS All models, with ABS Все модели, с ABS Nr.K1009731 , K2004996 , K8000276	ZWP-7513	85>89	0039P	WP- 1 7 4	PL	105 106 0750	
				WP- 3 8 6	PP	105 106 1050	
				WP- 0 1 9	TL	105 105 1000	
				WP- 0 4 5	TP	105 105 0400	
				0088T	WP- 0 3 4	CL	105 105 1200
				0086T	WP- 5 2 9	CP	105 106 2800
Saab 9000							
Wszystkie modele, z ABS All models, with ABS Все модели, с ABS Nr.K1009732 , K2004997 , K8000277	ZWP-7514	89.	0039P	WP- 1 1 0	PL	105 106 0550	
				WP- 3 8 6	PP	105 106 1050	
				WP- 0 1 9	TL	105 105 1000	
				WP- 0 4 5	TP	105 105 0400	
				0088T	WP- 0 2 7	CL	105 105 1250
				0086T	WP- 5 2 9	CP	105 106 2800
Saab 9000							
Wszystkie modele, z ABS, MK.II All models, with ABS, MK.II Все модели, с ABS, MK.II	ZWP-7515	90>91	0011P	WP- 1 1 0	PL	105 106 0550	
				WP- 1 0 9	PP	105 106 1100	
				WP- 0 1 9	TL	105 105 1000	
				WP- 0 4 5	TP	105 105 0400	
				0086T	WP- 0 2 7	SP	105 105 1250
				0086T	WP- 5 2 9	ST	105 106 2800
Saab 9000							
Wszystkie modele, z ABS, MK.II All models, with ABS, MK.II Все модели, с ABS, MK.II	ZWP-7516	92>95	0011P	WP- 1 1 0	PL	105 106 0550	
				WP- 3 8 6	PP	105 106 1050	
				WP- 0 1 9	TL	105 105 1000	
				WP- 0 4 5	TP	105 105 0400	
				0086T	WP- 1 9 6	SP	105 105 1300
				0086T	WP- 5 2 6	ST	105 106 2750
Saab 9000							
Wszystkie modele, z ABS, MK.IV All models, with ABS, MK.IV Все модели, с ABS, MK.IV Nr.T1022496	ZWP-7517	93>96	0011P	WP- 0 1 8	PL	105 105 0650	
				WP- 0 1 9	PP	105 105 1000	
				WP- 1 1 5	SPL	105 105 1150	
				WP- 1 1 5	SPP	105 105 1150	
				0086T	WP- 1 7 6	STL	105 106 3700
				0086T	WP- 0 9 3	STP	105 106 3000
Saab 9000							
Wszystkie modele, z ABS, MK.IV All models, with ABS, MK.IV Все модели, с ABS, MK.IV Nr.T1022497	ZWP-7517	96>98	0011P	WP- 0 1 8	PL	105 105 0650	
				WP- 0 1 9	PP	105 105 1000	
				WP- 1 1 5	SPL	105 105 1150	
				WP- 1 1 5	SPP	105 105 1150	
				0086T	WP- 1 7 6	STL	105 106 3700
				0086T	WP- 0 9 3	STP	105 106 3000

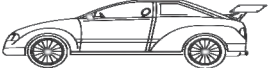

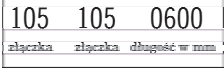
MARKA SAMOCHODU	NUMER ZESTAWU	ROK PRODUKCJI	ODPOWIETRNIK	KOD WP	POLOZENIE	INDEKS	
CAR MODEL	NUMBER OF SET	PRODUCTION YEAR	BLEEDER SCREW	WP CODE	LOCATION	INDEX	
МОДЕЛЬ АВТОМБИЯ	НОМЕР НАБОРА	ГОД ВЫПУСКА АВТОМБИЯ	ШТУЦЕР ПРОКАЧКИ ТОРМОЗОВ	WP КОД	МЕСТО	ИНДЕКС	
							
Saab 9-3							
Wszystkie modele All models Все модели	ZWP-7519	98>	0011P	WP- 0 3 3	PL	105 105 0700	
				WP- 4 9 1	PP	104 105 1800	
				WP- 0 0 9	TL	105 105 0600	
				WP- 0 0 9	TP	105 105 0600	
				WP- 4 9 5	SPL	104 106 1300	
				WP- 5 2 0	SPP	105 106 1950	
				WP- 1 9 8	STL	105 106 1350	
				0086T	WP- 5 6 3	STP	105 106 2500
Saab 9-5							
Wszystkie modele All models Все модели	ZWP-7520	98>	0011P	WP- 0 4 5	PL	105 105 0400	
				WP- 4 8 6	PP	104 105 1850	
				WP- 0 2 8	TL	105 105 0550	
				WP- 0 2 8	TP	105 105 0550	
				WP- 1 0 3	SPL	104 106 1400	
				WP- 1 8 8	SPP	105 106 1250	
				WP- 4 4 5	STL	105 106 2300	
				0086T	WP- 4 0 4	STP	105 105 2550
Seat Alhambra							
Wszystkie modele All models Все модели Nr.7M-T-500001>7M-W020917	ZWP-7601	03.96>12.97	0086P	WP- 0 3 7	PL	105 107 0800	
				WP- 4 2 8	PP	105 105 2050	
				WP- 0 2 4	TL	105 105 0800	
				WP- 0 2 4	TP	105 105 0800	
				WP- 0 4 2	SPL	105 105 1700	
				WP- 1 9 7	SPP	105 106 1750	
				0033T	WP- 0 2 3	STL	105 105 1800
				0019T	WP- 0 2 3	STP	105 105 1800
Seat Alhambra							
Wszystkie modele All models Все модели Nr.7M-W-020918	ZWP-7602	07.97>	0086P	WP- 3 0 9	PL	104 105 0700	
				WP- 0 4 9	PP	105 105 1900	
				WP- 0 2 4	TL	105 105 0800	
				WP- 0 2 4	TP	105 105 0800	
				WP- 4 3 3	SPL	105 105 2950	
				WP- 0 9 3	SPP	105 106 3000	
				0033T	WP- 1 9 7	STL	105 106 1750
				0019T	WP- 0 4 2	STP	105 105 1700
Seat Altea							
Wszystkie modele All models Все модели	ZWP-7619	03.04>		WP- 4 9 7	PL	104 105 1450	
				WP- 0 0 5	PP	105 105 0450	
				WP- 1 7 2 6	CL	104 105 3800	
				WP- 1 8 7 2	CP	105 110x 3600	
				WP- 0 2 2	TP	105 105 1350	
				WP- 4 8 7	ZPL	104 105 0200	
				WP- 4 8 7	ZPP	104 105 0200	
Seat Cordoba							
Wszystkie modele, bez ABS All models, without ABS Все модели, без ABS Nr.6K-TR069488>6K-X399999 *66 *73	ZWP-7603	01.93>06.99	0086P	WP- 0 2 8	PL	105 105 0550	
				WP- 0 0 3	PP	105 105 1400	
				WP- 0 1 7	TL	105 105 0500	
				WP- 0 1 8	TP	105 105 0650	
				0033T	WP- 7 0 7	CL	105 105 2650
				0019T	WP- 0 0 7	CP	105 105 3900
				Seat Cordoba			
Wszystkie modele, bez ABS All models, without ABS Все модели, без ABS Nr.6K-TR069487 *66 *74	ZWP-7604	01.93>06.99	0086P	WP- 0 2 8	PL	105 105 0550	
				WP- 0 0 3	PP	105 105 1400	
				WP- 0 1 7	TL	105 105 0500	
				WP- 0 1 8	TP	105 105 0650	
				0033T	WP- 0 1 5	CL	105 105 2700
				0019T	WP- 5 3 3	CP	105 105 2750
				Seat Cordoba			
Wszystkie modele, z ABS All models, with ABS Все модели, с ABS Nr.6K-TR069488>6K-X399999 *66	ZWP-7605	10.95>06.99	0086P	WP- 0 2 8	PL	105 105 0550	
				WP- 0 2 2	PP	105 105 1350	
				WP- 0 1 7	TL	105 105 0500	
				WP- 0 1 8	TP	105 105 0650	
				0013T	WP- 5 3 3	CL	105 105 2750
				0019T	WP- 0 3 2	CP	105 105 2800
				Seat Cordoba			
Wszystkie modele, z ABS All models, with ABS Все модели, с ABS Nr.6K-TR069488>6K-X399999 *67	ZWP-7606	10.95>06.99	0086P	WP- 0 2 8	PL	105 105 0550	
				WP- 0 2 2	PP	105 105 1350	
				WP- 0 0 5	TL	105 105 0450	
				WP- 0 2 8	TP	105 105 0550	
				0013T	WP- 5 3 3	CL	105 105 2750
				0019T	WP- 0 3 2	CP	105 105 2800
				Seat Cordoba			
Wszystkie modele, z ABS All models, with ABS Все модели, с ABS Nr. 6K-X-400 000 - 6K-X-499 999 *66	ZWP-7607	07.99>09.02		WP- 0 4 1	PL	105 105 0350	
				WP- 0 3 5	PP	105 105 1100	
				WP- 0 1 7	TL	105 105 0500	
				WP- 0 0 9	TP	105 105 0600	
				WP- 0 1 5	CL	105 105 2700	
				WP- 5 3 3	CP	105 105 2750	

MARKA SAMOCHODU	NUMER ZESTAWU	ROK PRODUKCJI	ODPOWIETRNIK	KOD WP	POLOZENIE	INDEKS
CAR MODEL	NUMBER OF SET	PRODUCTION YEAR	BLEEDER SCREW	WP CODE	LOCATION	INDEX
МОДЕЛЬ АВТОМБИЯ	НОМЕР НАБОРА	ГОД ВЫПУСКА АВТОМБИЯ	ШТУЦЕР ПРОКАЧКИ ТОРМОЗОВ	WP КОД	МЕСТО	ИНДЕКС
						
Seat Cordoba						
Wszystkie modele, z ABS All models, with ABS Все модели, с ABS Nr. 6K-X-400 000 - 6K-X-499 999	ZWP-7620	07.99>09.02		WP- 0 4 1	PL	105 105 0350
				WP- 0 3 5	PP	105 105 1100
					TL	N/A
					TP	N/A
				WP- 0 1 5	CL	105 105 2700
	WP- 5 3 3	CP	105 105 2750			
*67						
Seat Ibiza						
Wszystkie modele, bez ABS All models, without ABS Все модели, без ABS Nr. 6K-TR069488>6K-X399999	ZWP-7603	01.93>06.99	0086P	WP- 0 2 8	PL	105 105 0550
				WP- 0 0 3	PP	105 105 1400
				WP- 0 1 7	TL	105 105 0500
				WP- 0 1 8	TP	105 105 0650
				WP- 7 0 7	CL	105 105 2650
	WP- 0 0 7	CP	105 105 3900			
*66						
*73						
Seat Ibiza						
Wszystkie modele, bez ABS All models, without ABS Все модели, без ABS Nr. 6K-TR069487	ZWP-7604	01.93>06.99	0086P	WP- 0 2 8	PL	105 105 0550
				WP- 0 0 3	PP	105 105 1400
				WP- 0 1 7	TL	105 105 0500
				WP- 0 1 8	TP	105 105 0650
				WP- 0 1 5	CL	105 105 2700
	WP- 5 3 3	CP	105 105 2750			
*68						
*74						
Seat Ibiza						
Wszystkie modele, z ABS All models, with ABS Все модели, с ABS Nr. 6K-TR069488>6K-X399999	ZWP-7605	10.95>06.99	0086P	WP- 0 2 8	PL	105 105 0550
				WP- 0 2 2	PP	105 105 1350
				WP- 0 1 7	TL	105 105 0500
				WP- 0 1 8	TP	105 105 0650
				WP- 5 3 3	CL	105 105 2750
	WP- 0 3 2	CP	105 105 2800			
*66						
Seat Ibiza						
Wszystkie modele, z ABS All models, with ABS Все модели, с ABS Nr. 6K-TR069488>6K-X399999	ZWP-7611	10.95>06.99	0086P	WP- 0 2 8	PL	105 105 0550
				WP- 0 2 2	PP	105 105 1350
				WP- 0 0 5	TL	105 105 0450
				WP- 0 2 8	TP	105 105 0550
				WP- 5 3 3	CL	105 105 2750
	WP- 0 3 2	CP	105 105 2800			
*67						
Seat Ibiza						
Wszystkie modele, z ABS All models, with ABS Все модели, с ABS Nr. 6K-X-400 000 - 6K-X-499 999	ZWP-7607	07.99>09.02		WP- 0 4 1	PL	105 105 0350
				WP- 0 3 5	PP	105 105 1100
				WP- 0 1 7	TL	105 105 0500
				WP- 0 0 9	TP	105 105 0600
				WP- 0 1 5	CL	105 105 2700
	WP- 5 3 3	CP	105 105 2750			
*66						
Seat Ibiza						
Wszystkie modele, z ABS All models, with ABS Все модели, с ABS Nr. 6K-X-400 000 - 6K-X-499 999	ZWP-7620	07.99>09.02		WP- 0 4 1	PL	105 105 0350
				WP- 0 3 5	PP	105 105 1100
					TL	N/A
					TP	N/A
				WP- 0 1 5	CL	105 105 2700
	WP- 5 3 3	CP	105 105 2750			
*67						
Seat Vario						
Wszystkie modele, bez ABS All models, without ABS Все модели, без ABS Nr. 6K-TR069487	ZWP-7604	01.93>06.99	0086P	WP- 0 2 8	PL	105 105 0550
				WP- 0 0 3	PP	105 105 1400
				WP- 0 1 7	TL	105 105 0500
				WP- 0 1 8	TP	105 105 0650
				WP- 0 1 5	CL	105 105 2700
	WP- 5 3 3	CP	105 105 2750			
*66						
*74						
Seat Vario						
Wszystkie modele, bez ABS All models, without ABS Все модели, без ABS Nr. 6K-TR069488>6K-X399999	ZWP-7603	01.93>06.99	0086P	WP- 0 2 8	PL	105 105 0550
				WP- 0 0 3	PP	105 105 1400
				WP- 0 1 7	TL	105 105 0500
				WP- 0 1 8	TP	105 105 0650
				WP- 7 0 7	CL	105 105 2650
	WP- 0 0 7	CP	105 105 3900			
*66						
*73						
Seat Vario						
Wszystkie modele, z ABS All models, with ABS Все модели, с ABS Nr. 6K-TR069488>6K-X399999	ZWP-7605	10.95>06.99	0086P	WP- 0 2 8	PL	105 105 0550
				WP- 0 2 2	PP	105 105 1350
				WP- 0 1 7	TL	105 105 0500
				WP- 0 1 8	TP	105 105 0650
				WP- 5 3 3	CL	105 105 2750
	WP- 0 3 2	CP	105 105 2800			
*66						
Seat Vario						
Wszystkie modele, z ABS All models, with ABS Все модели, с ABS Nr. 6K-TR069488>6K-X399999	ZWP-7611	10.95>06.99	0086P	WP- 0 2 8	PL	105 105 0550
				WP- 0 2 2	PP	105 105 1350
				WP- 0 0 5	TL	105 105 0450
				WP- 0 2 8	TP	105 105 0550
				WP- 5 3 3	CL	105 105 2750
	WP- 0 3 2	CP	105 105 2800			
*67						

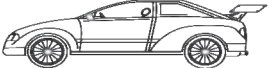





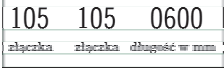
MARKA SAMOCHODU	NUMER ZESTAWU	ROK PRODUKCJI	ODPOWIETRNIK	KOD WP	POLOZENIE	INDEKS
CAR MODEL	NUMBER OF SET	PRODUCTION YEAR	BLEEDER SCREW	WP CODE	LOCATION	INDEX
МОДЕЛЬ АВТОМБИЯ	НОМЕР НАБОРА	ГОД ВЫПУСКА АВТОМБИЯ	ШТУЦЕР ПРОКАЧКИ ТОРМОЗОВ	WP КОД	МЕСТО	ИНДЕКС
						
Seat Toledo						
Wszystkie modele, bez ABS All models, without ABS Все модели, без ABS	ZWP-7616	07.91>09.98	0086P	WP- 0 1 8	PL	105 105 0650
				WP- 0 2 2	PP	105 105 1350
				WP- 0 2 4	TL	105 105 0800
				WP- 0 1 3	TP	105 105 0900
				WP- 0 1 4	CL	105 105 2400
				WP- 0 4 8	CP	105 105 2500
Seat Toledo II						
Wszystkie modele, z ABS - ESP All models, with ABS - ESP Все модели, с ABS - ESP	ZWP-7617	04.99>	0015P	WP- 4 9 9	PL	104 105 0650
				WP- 4 9 7	PP	105 105 1450
				WP- 1 7 2 5	CL	104 105 2550
				WP- 0 3 0	CP	105 105 3700
					TL	N/A
					TP	N/A
Seat Toledo II						
Wszystkie modele, z ABS + ESP All models, with ABS + ESP Все модели, с ABS + ESP	ZWP-7618	04.99>	0015P	WP- 4 9 9	PL	104 105 0650
				WP- 3 5 6	PP	105 105 1450
				WP- 1 7 2 5	CL	104 105 2550
				WP- 1 7 2 3	CP	104 104 2650
					TL	N/A
					TP	N/A
Skoda						
100, 110, 110R, 100LS *02 *69	ZWP-7701	96>77	0011P	WP- 0 4 1	ZPL	105 105 0350
				WP- 0 4 1	ZPP	105 105 0350
				WP- 0 2 4	PL	105 105 0800
				WP- 0 2 8	PP	105 105 0550
				WP- 1 1 7	TL	105 105 0750
				WP- 0 0 1	TP	105 105 0300
				WP- 0 1 5	CC	105 105 2700
Skoda						
105L, 105S, 120L, 130 *71	ZWP-7702	04.77>06.80	0011P	WP- 0 0 1	ZPL	105 105 0300
				WP- 0 4 1	ZPP	105 105 0350
				WP- 1 1 7	PL	105 105 0750
				WP- 1 1 7	PP	105 105 0750
				WP- 2 5 2	TL	105 105 1050
				WP- 1 9 6	TP	105 105 1300
				WP- 0 4 9	CC	105 105 1900
Skoda						
105L, 105S, 120L, 130, Rapid *72	ZWP-7703	07.80>91	0011P	WP- 0 0 1	ZPL	105 105 0300
				WP- 0 0 1	ZPP	105 105 0300
				WP- 1 1 7	PL	105 105 0750
				WP- 1 1 7	PP	105 105 0750
				WP- 0 4 1	SPL	105 105 0350
				WP- 0 4 1	SPP	105 105 0350
				WP- 0 0 9	POM-TRÓJ	105 105 0600
				WP- 2 5 2	TL	105 105 1050
				WP- 0 2 7	TP	105 105 1250
				WP- 4 2 8	CC	105 105 2050
				Skoda		
120LS, 120S *72	ZWP-7703	77>91	0011P	WP- 0 0 1	ZPL	105 105 0300
				WP- 0 0 1	ZPP	105 105 0300
				WP- 1 1 7	PL	105 105 0750
				WP- 1 1 7	PP	105 105 0750
				WP- 0 4 1	SPL	105 105 0350
				WP- 0 4 1	SPP	105 105 0350
				WP- 0 0 9	POM-TRÓJ	105 105 0600
				WP- 2 5 2	TL	105 105 1050
				WP- 0 2 7	TP	105 105 1250
				WP- 4 2 8	CC	105 105 2050
				Skoda Fabia		
z ABS with ABS с ABS	ZWP-7705	12.99>		WP- 2 5 3	CL	105 105 4200
				WP- 2 0 9	CP	104 105 3000
				WP- 4 9 7	PL	104 105 1450
				WP- 0 1 3	PP	105 105 0900
				WP- 5 4 9	POM-ABS	104 104 1000
				WP- 5 4 1	POM-ABS	104 104 0900
				WP- 0 1 8	ZTL	105 105 0650
				WP- 0 1 8	ZTP	105 105 0650
Skoda Favorit						
Wszystkie modele All models Все модели	ZWP-7706	88>	0053T	WP- 0 3 3	PL	105 105 0700
				WP- 0 0 3	PP	105 105 1400
				WP- 1 1 7	TL	105 105 0750
				WP- 1 1 7	TP	105 105 0750
				WP- 0 0 8	CL	105 105 3000
				WP- 0 0 4	CP	105 105 3100

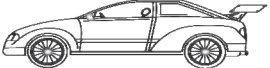




MARKA SAMOCHODU	NUMER ZESTAWU	ROK PRODUKCJI	ODPOWIETRNIK	KOD WP	POLOZENIE	INDEKS
CAR MODEL	NUMBER OF SET	PRODUCTION YEAR	BLEEDER SCREW	WP CODE	LOCATION	INDEX
МОДЕЛЬ АВТОМБИЯ	НОМЕР НАБОРА	ГОД ВЫПУСКА АВТОМБИЯ	ШТУЦЕР ПРОКАЧКИ ТОРМОЗОВ	WP КОД	МЕСТО	ИНДЕКС
						
Skoda Felicia						
Wszystkie modele, z ABS All models, with ABS Все модели, с ABS	ZWP-7707	03.95.	0013T	WP- 0 1 8	PL	105 105 0650
				WP- 0 2 7	PP	105 105 1250
				WP- 0 3 3	TL	105 105 0700
				WP- 1 1 7	TP	105 105 0750
				WP- 4 3 3	CL	105 105 2950
				WP- 3 5 8	CP	105 105 4000
Skoda Octavia						
z ABS with ABS с ABS	ZWP-7708	10.96>05.04	0015T	WP- 0 1 8	PL	105 105 0650
				WP- 1 9 6	PP	105 105 1300
				WP- 0 2 4	TL	105 105 0800
				WP- 0 0 2	TP	105 105 0850
				WP- 5 8 6	CL	104 105 2750
				WP- 0 3 0	CP	105 105 3700
*66 Skoda Octavia						
z ABS with ABS с ABS	ZWP-7708	10.96>05.04	0015T	WP- 0 1 8	PL	105 105 0650
				WP- 1 9 6	PP	105 105 1300
				WP- 0 2 4	TL	105 105 0800
				WP- 0 0 2	TP	105 105 0850
				WP- 5 8 6	CL	104 105 2750
				WP- 0 3 0	CP	105 105 3700
*67 Skoda Octavia						
Sunbeam/Talbot Avenger						
1300, 1600	ZWP-7801	73>76	0108P	WP- 0 6 4	ZPL	109 110 0200
				WP- 0 6 4	ZPP	109 110 0200
				WP- 3 3 4	PL	110 114 1750
				WP- 7 8 2	PP	110 114 0350
				WP- 3 3 6	TL	109 109 1500
				WP- 0 8 6	TP	109 110 0750
			0049T	WP- 7 7 2	CC	109 110 2450
*02 Sunbeam/Talbot Avenger						
1300, 1600	ZWP-7802	77>80	0108P	WP- 0 6 4	ZPL	109 110 0200
				WP- 0 6 4	ZPP	109 110 0200
				WP- 3 3 7	PL	105 110 1650
				WP- 3 3 8	PP	105 110 0250
				WP- 3 3 6	TL	109 109 1500
				WP- 0 8 4	TP	109 110 0900
			0049T	WP- 3 3 9	CC	105 110 2500
*02 Sunbeam/Talbot Avenger						
Suzuki Alto IV						
Wszystkie modele All models Все модели	ZWP-7902	07.02>		WP- 1 4 0	PL	116 116 1500
				WP- 1 2 0	PP	116 116 0550
				WP- 1 8 7 9	CL	116 116x 2650
				WP- 8 1 8	CP	116 116 2550
				WP- 8 1 0	TL	116 116 1250
				WP- 4 3 1	TP	116 116 0650
Suzuki Swift III						
Wszystkie modele All models Все модели	ZWP-7903	02.05>		WP- 8 1 2	PL	116 116 1750
				WP- 4 3 1	PP	116 116 0650
				WP- 1 8 8 0	CL	116 116x 3250
				WP- 8 6 3	CP	116 116x 3700
				WP- 8 5 4	TL	116 116x 1000
				WP- 1 8 7 6	TP	116 116x 1200
Suzuki Kombi-R						
Wszystkie modele, z ABS All models, with ABS Все модели, с ABS (SR410-2, SR412-2)	ZWP-7901	10.97>05.00	0017P	WP- 8 5 7	PL	116 116x 1650
				WP- 8 5 3	PP	116 116x 0550
				WP- 8 1 0	TL	116 116 1250
				WP- 1 2 5	TP	116 116 0750
				WP- 1 3 0	ZTL	116 116 0250
				WP- 1 3 0	ZTP	116 116 0250
				WP- 8 6 1	CL	116 116x 2600
			0017T	WP- 8 6 0	CP	116 116x 2500
Talbot 1100						
Wszystkie modele All models Все модели	ZWP-7803	69>76	0086P	WP- 2 7 3	PL	115 115 0600
				WP- 3 4 0	PP	115 115 0700
				WP- 3 4 0	TL	115 115 0700
				WP- 3 4 1	TP	115 115 0250
				WP- 3 4 2	ZTL	115 115 0550
				WP- 3 4 2	ZTP	115 115 0550
				WP- 8 0 4	SP	115 115 2650
			0049T	WP- 2 7 8	ST	115 115 0750
*01 *69 *72 Talbot 1100						
Wszystkie modele All models Все модели	ZWP-7804	69>76	0086P	WP- 3 4 0	PL	115 115 0700
				WP- 2 8 2	PP	115 115 0450
				WP- 3 4 0	TL	115 115 0700
				WP- 3 4 1	TP	115 115 0250
				WP- 2 7 3	ZTL	115 115 0600
				WP- 2 7 3	ZTP	115 115 0600
				WP- 3 4 4	SP	115 115 2200
			0049T	WP- 2 7 8	ST	115 115 0750
*02 *72 Talbot 1100						

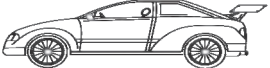





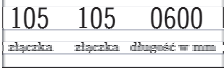
MARKA SAMOCHODU	NUMER ZESTAWU	ROK PRODUKCJI	ODPOWIETRNIK	KOD WP	POLOZENIE	INDEKS
CAR MODEL	NUMBER OF SET	PRODUCTION YEAR	BLEEDER SCREW	WP CODE	LOCATION	INDEX
МОДЕЛЬ АВТОМБИЯ	НОМЕР НАБОРА	ГОД ВЫПУСКА АВТОМБИЯ	ШТУЦЕР ПРОВОДА ТОРМОЗОВ	WP КОД	МЕСТО	ИНДЕКС
						
Talbot 1100						
Wszystkie modele All models Все модели	ZWP-7805	77>81	0086P	WP- 0 3 5	PL	105 105 1100
				WP- 1 9 6	PP	105 105 1300
				WP- 0 1 3	TL	105 105 0900
				WP- 0 4 3	TP	105 105 0200
				WP- 0 0 9	ZTL	105 105 0600
				WP- 0 0 9	ZTP	105 105 0600
				WP- 0 1 5	SP	105 105 2700
*72			0049T	WP- 0 1 3	ST	105 105 0900
Talbot 1307-1309 , 1508 , 1609						
Wszystkie modele All models Все модели	ZWP-7806	75>83	0086P 0053P 0069P 0088P 0087T 0053T 0069T	WP- 0 0 5	PL	105 105 0450
				WP- 0 3 4	PP	105 105 1200
				WP- 0 2 4	TL	105 105 0800
				WP- 0 4 5	TP	105 105 0400
				WP- 0 1 9	ZTL	105 105 1000
				WP- 0 1 9	ZTP	105 105 1000
				WP- 4 2 8	SP	105 105 2050
				WP- 0 3 5	ST	105 105 1100
Talbot Horizon						
Wszystkie modele All models Все модели	ZWP-7807	78>86	0086P 0069P 0069T 0053T 0087T	WP- 0 4 5	PL	105 105 0400
				WP- 1 9 6	PP	105 105 1300
				WP- 0 0 2	TL	105 105 0850
				WP- 0 4 1	TP	105 105 0350
				WP- 0 1 3	ZTL	105 105 0900
				WP- 0 1 3	ZTP	105 105 0900
				WP- 4 2 8	SP	105 105 2050
				WP- 2 5 2	ST	105 105 1050
Talbot Samba						
Wszystkie modele All models Все модели	ZWP-7808	81>86	0086P 0053P 0053T	WP- 0 3 3	PL	105 105 0700
				WP- 0 3 9	PP	105 105 1550
				WP- 0 2 8	TL	105 105 0550
				WP- 0 2 8	TP	105 105 0550
				WP- 0 1 4	CC	105 105 2400
Talbot Solara						
Wszystkie modele All models Все модели	ZWP-7806	75>83	0069P 0069T 0100T 0087T	WP- 0 0 5	PL	105 105 0450
				WP- 0 3 4	PP	105 105 1200
				WP- 0 2 4	TL	105 105 0800
				WP- 0 4 5	TP	105 105 0400
				WP- 0 1 9	ZTL	105 105 1000
				WP- 0 1 9	ZTP	105 105 1000
				WP- 4 2 8	SP	105 105 2050
				WP- 0 3 5	ST	105 105 1100
Tawria						
	ZWP-8001			WP- 1 5 3	PL	112 112 0650
				WP- 1 5 4	PP	112 112 0950
				WP- 0 5 1	TL	112 112 0550
				WP- 0 5 1	TP	112 112 0550
				WP- 4 7 0	CL	112 112 2850
				WP- 4 6 9	CP	112 112 2500
Tawria Lux						
	ZWP-8002			WP- 1 5 9	PL	112 112 0850
				WP- 1 6 5	PP	112 112 1400
				WP- 0 5 1	TL	112 112 0550
				WP- 0 5 1	TP	112 112 0550
				WP- 1 5 7	CL	112 112 3000
				WP- 1 5 7	CP	112 112 3000
Toyota Avensis						
	ZWP-81106	10.97>03.03	0086P	WP- 0 2 8	PL	105 105 0550
				WP- 0 0 5	PP	105 105 0450
				WP- 7 5 2	CL	105 116 3650
				WP- 7 5 5	CP	105 116 4450
				WP- 0 0 1	TL	105 105 0300
				WP- 0 0 1	TP	105 105 0300
*66						
Toyota Avensis						
1,8 95 kW 2,0 110 kW z ABS with ABS c ABS	ZWP-8101	10.00>	0086P	WP- 0 2 5	CP	105 105 4300
				WP- 0 2 1	CL	105 105 3600
				WP- 2 6 5	STL	105 105 0950
				WP- 0 3 3	STP	105 105 0700
				WP- 0 0 1	PL	105 105 0300
				WP- 2 5 2	PP	105 105 1050
				WP- 0 0 9	PL+	105 105 0600
				WP- 0 0 5	PP+	105 105 0450
				WP- 0 0 1	POM-ABS	105 105 0300
*67				WP- 0 0 9	POM-ABS	105 105 0600

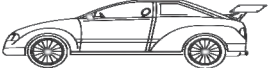





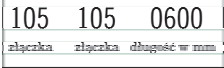
MARKA SAMOCHODU	NUMER ZESTAWU	ROK PRODUKCJI	ODPOWIETRNIK	KOD WP	POLOZENIE	INDEKS
CAR MODEL	NUMBER OF SET	PRODUCTION YEAR	BLEEDER SCREW	WP CODE	LOCATION	INDEX
МОДЕЛЬ АВТОМБИЛЯ	НОМЕР НАБОРА	ГОД ВЫПУСКА АВТОМБИЛЯ	ШТУЦЕР ПРОВОДАЧИ ТОРМОЗОВ	WP КОД	МЕСТО	ИНДЕКС
						
Toyota Avensis						
Wagon	ZWP-8102	10.00>	0086P	WP- 0 2 5	CP	105 105 4300
1,8 95 kW				WP- 0 2 1	CL	105 105 3600
2,0 110 kW				WP- 2 6 5	SPL	105 105 0950
z ABS				WP- 0 3 3	SPP	105 105 0700
with ABS				WP- 0 0 9	PL	105 105 0600
c ABS				WP- 0 0 5	PP	105 105 0450
				WP- 0 1 9	PP	105 105 1000
				WP- 0 4 1	POM-ABS	105 105 0350
				WP- 0 0 5	POM-ABS	105 105 0250
				WP- 0 2 8	POM-ABS	105 105 0550
Toyota Avensis						
Wszystkie modele, bez D-4D, D-CAT	ZWP-81107	04.03>	0086P	WP- 0 4 5	PL	105 105 0400
All models, without D-4D, D-CAT				WP- 0 3 4	PP	105 105 1200
Все модели, без D-4D, D-CAT				WP- 4 2 8	SPL	105 105 2050
				WP- 4 2 8	SPP	105 105 2050
				WP- 0 4 0	CL	105 105 3300
				WP- 0 4 0	CP	105 105 3300
Toyota Avensis						
D-4D, D-CAT	ZWP-81108	04.03>	0086P	WP- 0 4 5	PL	105 105 0400
				WP- 0 3 4	PP	105 105 1200
				WP- 1 8 6 0	SPL	105 105x 1950
				WP- 1 7 4 9	SPP	105 105x 1900
				WP- 0 4 0	CL	105 105 3300
				WP- 0 4 0	CP	105 105 3300
Toyota Camry						
CV1# , SV1#	ZWP-8103	10.82>05.84	0088P	WP- 3 4 6	PL	105 116 0900
				WP- 1 9 6	PP	105 105 1300
				WP- 0 4 5	TL	105 105 0400
				WP- 0 0 5	TP	105 105 0450
				WP- 7 5 0	CL	105 116 3450
				WP- 7 5 5	CP	105 116 4450
Toyota Camry						
CV1# , SV1#	ZWP-8104	06.84>09.86	0088P	WP- 3 4 6	PL	105 116 0900
				WP- 1 9 6	PP	105 105 1300
				WP- 0 4 5	TL	105 105 0400
				WP- 0 0 5	TP	105 105 0450
				WP- 7 5 2	CL	105 116 3650
				WP- 3 5 0	CP	105 116 4600
Toyota Camry						
SV2# , CV20	ZWP-8105	10.86>05.91	0069P	WP- 3 4 6	PL	105 116 0900
VZ21 bez ABS, Sedan				WP- 0 0 3	PP	105 105 1400
VZ21 without ABS, Sedan				WP- 0 0 1	TL	105 105 0300
VZ21 без ABS, Sedan				WP- 0 0 1	TP	105 105 0300
				WP- 7 5 0	CL	105 116 3450
				WP- 7 5 6	CP	105 116 4550
Toyota Camry						
SXV10 bez ABS, Sedan	ZWP-8106	06.91>06.97	0086P	WP- 0 1 8	PL	105 105 0650
SXV10 without ABS, Sedan				WP- 4 6 1	PP	105 116 1100
SXV10 без ABS, Sedan				WP- 5 7 8	ZTL	105 116 0300
				WP- 5 7 8	ZTP	105 116 0300
				WP- 8 6 4	CL	116 116x 4000
				WP- 8 6 4	CP	116 116x 4000
Toyota Camry						
VCV10	ZWP-8107	06.91>06.97	0086P	WP- 0 1 8	PL	105 105 0650
bez ABS				WP- 4 6 1	PP	105 116 1100
without ABS				WP- 2 5 1	TL	116 116 1600
без ABS				WP- 2 5 1	TP	116 116 1600
				WP- 8 6 4	CL	116 116x 4000
				WP- 8 6 4	CP	116 116x 4000
Toyota Camry						
SXV10	ZWP-8108	06.91>06.97	0086P	WP- 0 1 9	PL	105 105 1000
VCV10 z ABS, Sedan				WP- 7 4 5	PP	105 116 2050
VCV10 with ABS, Sedan				WP- 3 5 3	TL	105 116 0950
VCV10 c ABS, Sedan				WP- 4 6 3	TP	105 116 1350
				WP- 8 1 1	ZTL	116 116 1600
				WP- 8 1 1	ZTP	116 116 1600
				WP- 8 0 8	CL	116 116 0850
				WP- 3 5 3	CP	105 116 0950
Toyota Camry						
SV2# , CV20	ZWP-8109	10.86>05.91	0069P	WP- 3 4 6	PL	105 116 0900
VZV21 bez ABS, Kombi				WP- 0 0 3	PP	105 105 1400
VZV21 without ABS, Kombi				WP- 8 4 0	TL	105 105x 1350
VZV21 без ABS, Kombi				WP- 1 4 4	TP	116 116 0400
				WP- 0 0 1	ZTL	105 105 0300
				WP- 0 0 1	ZTP	105 105 0300
				WP- 8 6 3	CL	116 116x 3700
				WP- 8 6 3	CP	116 116x 3700

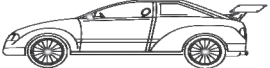





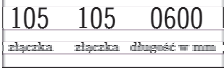
MARKA SAMOCHODU	NUMER ZESTAWU	ROK PRODUKCJI	ODPOWIETRNIK	KOD WP	POLOZENIE	INDEKS
CAR MODEL	NUMBER OF SET	PRODUCTION YEAR	BLEEDER SCREW	WP CODE	LOCATION	INDEX
МОДЕЛЬ АВТОМБИЯ	НОМЕР НАБОРА	ГОД ВЫПУСКА АВТОМБИЯ	ШТУЦЕР ПРОКАЧКИ ТОРМОЗОВ	WP КОД	МЕСТО	ИНДЕКС
						
Toyota Carina II						
Wszystkie modele All models Все модели	ZWP-8110	10.83>11.87	0088P	WP- 0 0 5	PL	105 105 0450
				WP- 3 5 6	PP	105 105 1450
				WP- 0 4 5	TL	105 105 0400
				WP- 0 0 5	TP	105 105 0450
				WP- 3 5 2	CL	105 116 3800
*75				WP- 3 5 0	CP	105 116 4600
Toyota Carina II						
AT171, CT170, ST171, Sedan, Liftback bez ABS without ABS без ABS	ZWP-8111	12.87>01.92	0088P	WP- 0 0 5	PL	105 105 0450
				WP- 0 2 2	PP	105 105 1350
				WP- 0 0 1	TL	105 105 0300
				WP- 0 0 1	TP	105 105 0300
				WP- 7 4 9	CL	105 116 3400
				WP- 7 5 4	CP	105 116 4400
Toyota Carina II						
AT171, Sedan, Liftback z ABS with ABS c ABS	ZWP-8112	08.88>01.92	0088P	WP- 5 7 9	PL	105 116 0400
				WP- 4 6 1	PP	105 116 1100
				WP- 0 0 1	ZTL	105 105 0300
				WP- 0 0 1	ZTP	105 105 0300
				WP- 7 4 9	CL	105 116 3400
				WP- 7 5 4	CP	105 116 4400
Toyota Carina II						
ST171, Sedan, Liftback z ABS with ABS c ABS	ZWP-8113	11.88>01.92	0088P	WP- 5 7 9	PL	105 116 0400
				WP- 3 5 3	PP	105 116 0950
				WP- 0 0 1	ZTL	105 105 0300
				WP- 0 0 1	ZTP	105 105 0300
				WP- 7 4 9	CL	105 116 3400
				WP- 7 5 4	CP	105 116 4400
Toyota Carina II						
AT171, CT170, ST171, Kombi bez ABS without ABS без ABS	ZWP-8114	12.87>01.92	0088P	WP- 0 0 5	PL	105 105 0450
				WP- 4 6 3	PP	105 116 1350
				WP- 7 4 1	TL	105 116 1050
				WP- 3 5 1	TP	105 116 1450
				WP- 0 0 1	ZTL	105 105 0300
				WP- 0 0 1	ZTP	105 105 0300
				WP- 1 2 2	CL	116 116 3700
				WP- 5 6 7	CP	116 116 3550
Toyota Carina E						
AT19#, CT190, ST19#, Sedan, Japan z ABS with ABS c ABS	ZWP-8115	02.92>12.93	0086P	WP- 8 4 7	PL	105 116x 0550
				WP- 0 0 5	PP	105 105 0450
				WP- 7 4 0	TL	105 116 1000
				WP- 5 8 0	TP	105 116 1300
				WP- 3 5 4	ZTL	105 116 0350
				WP- 3 5 4	ZTP	105 116 0350
				WP- 1 2 2	CL	116 116 3700
				WP- 1 2 2	CP	116 116 3700
Toyota Carina E						
AT19#, CT190, ST19#, Sedan, Japan bez ABS without ABS без ABS	ZWP-8116	02.92>12.93	0086P	WP- 0 2 8	PL	105 105 0550
				WP- 7 3 9	PP	105 116 0850
				WP- 5 7 9	TL	105 116 0400
				WP- 5 7 9	TP	105 116 0400
				WP- 7 5 1	CL	105 116 3600
				WP- 7 5 4	CP	105 116 4400
Toyota Carina E						
AT19#, CT190, ST19#, Sedan, England bez ABS without ABS без ABS	ZWP-8116	11.92>12.95	0086P	WP- 0 2 8	PL	105 105 0550
				WP- 7 3 9	PP	105 116 0850
				WP- 5 7 9	TL	105 116 0400
				WP- 5 7 9	TP	105 116 0400
				WP- 7 5 1	CL	105 116 3600
				WP- 7 5 4	CP	105 116 4400
Toyota Carina E						
AT19#, CT190, ST191, Sedan, England z ABS with ABS c ABS	ZWP-8118	01.96>09.97	0086P	WP- 0 2 8	PL	105 105 0550
				WP- 7 3 9	PP	105 116 0850
				WP- 5 7 9	TL	105 116 0400
				WP- 5 7 9	TP	105 116 0400
				WP- 7 4 9	CL	105 116 3400
				WP- 7 5 3	CP	105 116 4250
Toyota Carina E						
AT19#, CT190, ST191, Sedan, England z ABS with ABS c ABS	ZWP-8119	12.94>09.97	0086P	WP- 1 3 4	PL	116 116 0500
				WP- 1 3 4	PP	116 116 0500
				WP- 5 7 9	TL	105 116 0400
				WP- 4 6 1	TP	105 116 1100
				WP- 1 2 2	CL	116 116 3700
				WP- 1 2 2	CP	116 116 3700

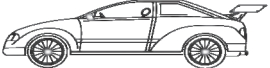





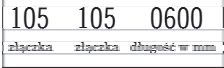
MARKA SAMOCHODU	NUMER ZESTAWU	ROK PRODUKCJI	ODPOWIETRNIK	KOD WP	POLOZENIE	INDEKS	
CAR MODEL	NUMBER OF SET	PRODUCTION YEAR	BLEEDER SCREW	WP CODE	LOCATION	INDEX	
МОДЕЛЬ АВТОМБИЛЯ	НОМЕР НАБОРА	ГОД ВЫПУСКА АВТОМБИЛЯ	ШТУЦЕР ПРОВОДНИКИ ТОРМОЗОВ	WP КОД	МЕСТО	ИНДЕКС	
							
Toyota Carina E							
AT19# , CT190 , ST19# , Sedan , England	ZWP-8120	11.92>11.94	0086P	WP- 8 4 7	PL	105 116x 0550	
z ABS				WP- 0 0 5	PP	105 105 0450	
with ABS				WP- 5 8 0	TL	105 116 1300	
c ABS				WP- 5 8 0	TP	105 116 1300	
				WP- 3 5 4	ZTL	105 116 0350	
				WP- 3 5 4	ZTP	105 116 0350	
				WP- 1 2 2	CL	116 116 3700	
				0086T	WP- 1 2 2	CP	116 116 3700
Toyota Carina E							
AT19# , CT190 , ST19# , Combi , Japan	ZWP-8115	11.92>12.93	0086P	WP- 0 2 8	PL	105 105 0550	
bez ABS				WP- 7 3 9	PP	105 116 0850	
without ABS				WP- 7 4 0	TL	105 116 1000	
без ABS				WP- 5 8 0	TP	105 116 1300	
				WP- 3 5 4	ZTL	105 116 0350	
				WP- 3 5 4	ZTP	105 116 0350	
				WP- 1 2 2	CL	116 116 3700	
				0086T	WP- 1 2 2	CP	116 116 3700
Toyota Carina E							
AT19# , CT190 , ST19# , Combi , Japan	ZWP-8122	11.92>12.93	0086P	WP- 8 4 7	PL	105 116x 0550	
z ABS				WP- 0 0 5	PP	105 105 0450	
with ABS				WP- 4 2 9	TL	116 116 1000	
c ABS				WP- 9 1 7	TP	116 116 1300	
				WP- 3 5 4	ZTL	105 116 0350	
				WP- 3 5 4	ZTP	105 116 0350	
				WP- 1 2 2	CL	116 116 3700	
				0086T	WP- 1 2 2	CP	116 116 3700
Toyota Carina E							
AT19# , CT190 , ST19# , Combi , England	ZWP-8124	11.92>10.97	0086P	WP- 0 2 8	PL	105 105 0550	
z ABS				WP- 0 0 5	PP	105 105 0450	
with ABS				WP- 5 8 0	TL	105 116 1300	
c ABS				WP- 3 5 5	TP	105 116 1150	
				WP- 3 5 4	ZTL	105 116 0350	
				WP- 3 5 4	ZTP	105 116 0350	
				WP- 1 2 2	CL	116 116 3700	
				0086T	WP- 1 2 2	CP	116 116 3700
Toyota Celica							
AT160	ZWP-8125	08.85>06.89	0088P	WP- 0 1 7	PL	105 105 0500	
				WP- 4 6 3	PP	105 116 1350	
				WP- 0 4 1	TL	105 105 0350	
				WP- 0 4 1	TP	105 105 0350	
				WP- 7 5 2	CL	105 116 3650	
				WP- 7 5 7	CP	105 116 4750	
*66				0086T	WP- 7 5 7	CP	105 116 4750
Toyota Celica							
ST162	ZWP-8126	08.85>06.89	0088P	WP- 0 1 7	PL	105 105 0500	
				0069P	WP- 4 6 3	PP	105 116 1350
				0086T	WP- 7 5 2	CL	105 116 3650
*67				0069T	WP- 7 5 7	CP	105 116 4750
Toyota Celica							
AT180 , ST182	ZWP-8127	10.89>11.93	0088P	WP- 0 1 7	PL	105 105 0500	
bez ABS				0069P	WP- 4 6 3	PP	105 116 1350
without ABS					WP- 0 4 1	TL	105 105 0350
без ABS					WP- 0 4 1	TP	105 105 0350
				0069T	WP- 7 4 9	CL	105 116 3400
				0086T	WP- 5 7 0	CP	116 116 4500
Toyota Celica							
AT180	ZWP-8128	08.90>11.93	0088P	WP- 0 1 7	PL	105 105 0500	
z ABS				WP- 7 4 1	PP	105 116 1050	
with ABS				WP- 5 8 0	TL	105 116 1300	
c ABS				WP- 3 5 5	TP	105 116 1150	
				WP- 2 1 9	CL	116 116 4100	
				0086T	WP- 4 3 0	CP	116 116 4200
Toyota Celica							
ST182	ZWP-8129	10.89>11.93	0069P	WP- 0 1 7	PL	105 105 0500	
z ABS				WP- 3 4 6	PP	105 116 0900	
with ABS				WP- 5 8 0	TL	105 116 1300	
c ABS				WP- 3 5 5	TP	105 116 1150	
				WP- 2 1 9	CL	116 116 4100	
				0086T	WP- 4 3 0	CP	116 116 4200
Toyota Corolla							
KE70 Caravan	ZWP-8130	02.80>04.87	0086P	WP- 0 2 8	PL	105 105 0550	
				WP- 0 0 5	PP	105 105 0450	
				WP- 0 3 5	TL	105 105 1100	
				WP- 0 0 5	TP	105 105 0450	
				0086T	WP- 0 1 5	CC	105 105 2700
Toyota Corolla							
KE70 Sedan	ZWP-8131	02.80>85	0086P	WP- 0 2 8	PL	105 105 0550	
				WP- 0 0 5	PP	105 105 0450	
				WP- 0 3 5	TL	105 105 1100	
				WP- 1 1 7	TP	105 105 0750	
				086T	WP- 0 4 8	CC	105 105 2500

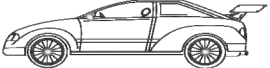





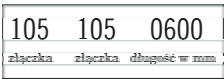
MARKA SAMOCHODU	NUMER ZESTAWU	ROK PRODUKCJI	ODPOWIETRNIK	KOD WP	POLOZENIE	INDEKS
CAR MODEL	NUMBER OF SET	PRODUCTION YEAR	BLEEDER SCREW	WP CODE	LOCATION	INDEX
МОДЕЛЬ АВТОБИЯ	НОМЕР НАБОРА	ГОД ВЫПУСКА АВТОБИЯ	ШТУЦЕР ПРОКАЧКИ ТОРМОЗОВ	WP КОД	МЕСТО	ИНДЕКС
						
Toyota Corolla						
AE80, AE82, CE80, EE80	ZWP-8132	05.83>87	0088P	WP- 0 0 9	PL	105 105 0600
				WP- 3 5 3	PP	105 116 0950
				WP- 0 0 5	TL	105 105 0450
				WP- 0 0 5	TP	105 105 0450
				WP- 7 5 2	CL	105 116 3650
*75			0086T	WP- 7 5 5	CP	105 116 4450
Toyota Corolla						
AE86 GT	ZWP-8133	05.83>87	0086P	WP- 0 4 7	PL	105 105 1500
				WP- 0 4 1	PP	105 105 0350
				WP- 0 3 5	TL	105 105 1100
				WP- 0 1 8	TP	105 105 0650
			0086T	WP- 0 1 4	CC	105 105 2400
Toyota Corolla						
AE92, CE90, EE90, Hatchback, Sedan, Liftback bez ABS without ABS без ABS	ZWP-8134	05.87>04.92	0088P	WP- 0 0 5	PL	105 105 0450
				WP- 3 5 3	PP	105 116 0950
				WP- 0 4 1	ZTL	105 105 0350
				WP- 0 4 1	ZTP	105 105 0350
				WP- 3 4 7	CL	105 116 3500
			086T	WP- 7 5 4	CP	105 116 4400
Toyota Corolla						
AE92, EE90, Kombi bez ABS without ABS без ABS	ZWP-8135	05.87>04.92	008P	WP- 0 4 5	PL	105 105 0400
				WP- 3 5 3	PP	105 116 0950
				WP- 4 6 1	TL	105 116 1100
				WP- 7 4 4	TP	105 116 1950
				WP- 0 4 1	ZTL	105 105 0350
				WP- 0 4 1	ZTP	105 105 0350
				WP- 8 2 6	CL	116 116 3950
			0086T	WP- 8 2 6	CP	116 116 3950
Toyota Corolla						
CE90, Kombi bez ABS without ABS без ABS	ZWP-8136	05.87>04.92	0088P	WP- 0 4 5	PL	105 105 0400
				WP- 3 5 3	PP	105 116 0950
				WP- 4 6 1	TL	105 116 1100
				WP- 7 4 4	TP	105 116 1950
				WP- 0 4 1	ZTL	105 105 0350
				WP- 0 4 1	ZTP	105 105 0350
				WP- 3 4 7	CL	105 116 3500
			0086T	WP- 7 5 4	CP	105 116 4400
Toyota Corolla						
AE92 z ABS with ABS c ABS	ZWP-8137	08.89>04.92	0088P	WP- 0 4 5	PL	105 105 0400
				WP- 3 5 3	PP	105 116 0950
				WP- 7 5 1	CL	105 116 3600
			0086T	WP- 7 5 5	CP	105 116 4450
Toyota Corolla						
AE95	ZWP-8138	05.87>04.92	0088P	WP- 0 0 5	PL	105 105 0450
				WP- 3 5 3	PP	105 116 0950
				WP- 0 1 8	TL	105 105 0650
				WP- 2 6 5	TP	105 105 0950
				WP- 7 4 6	CL	105 116 2950
			0086T	WP- 7 4 7	CP	105 116 3000
Toyota Corolla						
AE101, CE100, EE100, EE101, Hatchback, Sedan, Liftback bez ABS without ABS без ABS	ZWP-8139	05.92>11.96	0086P	WP- 0 0 5	PL	105 105 0450
				WP- 4 6 1	PP	105 116 1100
				WP- 5 7 9	TL	105 116 0400
				WP- 3 5 4	TP	105 116 0350
				WP- 7 5 2	CL	105 116 3650
			0086T	WP- 7 5 7	CP	105 116 4750
Toyota Corolla						
AE101, CE100, EE10#, Kombi bez ABS without ABS без ABS	ZWP-8140	05.92>04.95	0088P	WP- 0 0 5	PL	105 105 0450
				WP- 3 5 5	PP	105 116 1150
				WP- 5 8 0	TL	105 116 1300
				WP- 7 4 4	TP	105 116 1950
				WP- 3 5 4	ZTL	105 116 0350
				WP- 3 5 4	ZTP	105 116 0350
				WP- 8 6 5	CL	116 116x 4200
			0086T	WP- 8 6 8	CP	116 116x 4500
Toyota Corolla						
AE101, CE100, EE10#, Kombi bez ABS without ABS без ABS	ZWP-8141	05.95>11.96	0086P	WP- 0 0 5	PL	105 105 0450
				WP- 3 5 5	PP	105 116 1150
				WP- 7 4 2	TL	105 116 1200
				WP- 8 7 0	TP	105 116 1900
				WP- 3 5 4	ZTL	105 116 0350
				WP- 3 5 4	ZTP	105 116 0350
				WP- 8 6 6	CL	116 116x 4400
			0086T	WP- 8 6 7	CP	116 116x 4450

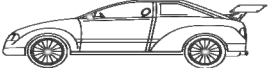





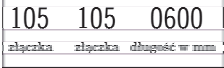
MARKA SAMOCHODU	NUMER ZESTAWU	ROK PRODUKCJI	ODPOWIETRNIK	KOD WP	POLOZENIE	INDEKS
CAR MODEL	NUMBER OF SET	PRODUCTION YEAR	BLEEDER SCREW	WP CODE	LOCATION	INDEX
МОДЕЛЬ АВТОБИЯ	НОМЕР НАБОРА	ГОД ВЫПУСКА АВТОБИЯ	ШТУЦЕР ПРОВОДАНИ ТОРМОЗОВ	WP КОД	МЕСТО	ИНДЕКС
						
Toyota Corolla						
AE101, CE100, EE101, Hatchback, Sedan, Liftback, Kombi z ABS with ABS c ABS	ZWP-8142	05.92>04.95	0086P	WP- 0 0 5	PL	105 105 0450
				WP- 0 0 5	PP	105 105 0450
				WP- 5 8 0	TL	105 116 1300
				WP- 7 4 4	TP	105 116 1950
				WP- 3 5 4	ZTL	105 116 0350
				WP- 3 5 4	ZTP	105 116 0350
				WP- 8 6 8	CL	116 116x 4500
				0086T	WP- 8 6 5	CP
Toyota Corolla						
AE101, CE100, EE101, Hatchback, Sedan, Liftback, Kombi z ABS with ABS c ABS	ZWP-8143	05.95>11.96	0086P	WP- 0 0 5	PL	105 105 0450
				WP- 0 0 5	PP	105 105 0450
				WP- 4 6 3	TL	105 116 1350
				WP- 7 4 4	TP	105 116 1950
				WP- 3 5 4	ZTL	105 116 0350
				WP- 3 5 4	ZTP	105 116 0350
				WP- 8 6 7	CL	116 116x 4450
				0086T	WP- 8 6 6	CP
Toyota Corolla						
AE101, CE100, EE101, Hatchback, Sedan, Liftback bez ABS without ABS без ABS	ZWP-8144	12.96>03.97	0086P	WP- 0 1 8	PL	105 105 0650
				WP- 4 6 1	PP	105 116 1100
				WP- 5 7 9	TL	105 116 0400
				WP- 3 5 4	TP	105 116 0350
				WP- 7 5 1	CL	105 116 3600
				0086T	WP- 3 5 0	CP
Toyota Corolla						
AE101, CE100, EE10#, Kombi bez ABS without ABS без ABS	ZWP-8145	12.96>04.97	0086P	WP- 0 0 5	PL	105 105 0450
				WP- 3 5 5	PP	105 116 1150
				WP- 7 4 2	TL	105 116 1200
				WP- 8 7 0	TP	105 116 1900
				WP- 3 5 4	ZTL	105 116 0350
				WP- 3 5 4	ZTP	105 116 0350
				WP- 8 6 6	CL	116 116x 4400
				0086T	WP- 8 6 7	CP
Toyota Corolla						
AE101, CE100, EE101, Hatchback, Sedan, Kombi z ABS with ABS c ABS	ZWP-8146	12.96>03.97	0086P	WP- 0 1 8	PL	105 105 0650
				WP- 0 4 5	PP	105 105 0400
				WP- 7 4 2	TL	105 116 1200
				WP- 8 7 0	TP	105 116 1900
				WP- 3 5 4	ZTL	105 116 0350
				WP- 3 5 4	ZTP	105 116 0350
				WP- 8 6 7	CL	116 116x 4450
				0086T	WP- 8 6 6	CP
Toyota Corolla						
AE111, EE111, Japan	ZWP-8147	04.97>10.99		WP- 0 1 8	PL	105 105 0650
				WP- 0 4 1	PP	105 105 0350
				WP- 3 5 4	TL	105 116 0350
				WP- 3 5 4	TP	105 116 0350
				WP- 7 5 5	CL	105 116 4550
					WP- 7 5 1	CP
Toyota Corolla						
ZZE111, ZZE112, Japan	ZWP-8147	11.99>11.01		WP- 0 1 8	PL	105 105 0650
				WP- 0 4 1	PP	105 105 0350
				WP- 3 5 4	TL	105 116 0350
				WP- 3 5 4	TP	105 116 0350
				WP- 7 5 5	CL	105 116 4550
					WP- 7 5 1	CP
Toyota Corolla						
AE111, EE111, ZZE111, ZZE112, England	ZWP-8149	11.99>11.01		WP- 0 1 8	PL	105 105 0650
				WP- 0 4 1	PP	105 105 0350
				WP- 0 4 1	TL	105 105 0350
				WP- 0 4 1	TP	105 105 0350
				WP- 2 5 7	CL	105 105 4500
					WP- 0 2 1	CP
Toyota Corolla						
AE111, EE111, ZZE111, ZZE112, Japan	ZWP-81109	04.97>12.01		WP- 0 1 8	PL	105 105 0650
				WP- 0 4 1	PP	105 105 0350
				WP- 3 5 4	TL	105 116 0350
				WP- 3 5 4	TP	105 116 0350
				WP- 7 5 6	CL	105 116 4550
					WP- 3 5 0	CP
Toyota Corolla						
AE111, EE111, ZZE111, ZZE112, England	ZWP-8149	04.97>12.01		WP- 0 1 8	PL	105 105 0650
				WP- 0 4 1	PP	105 105 0350
				WP- 2 5 7	CL	105 105 4500
				WP- 0 2 1	CP	105 105 3600
				WP- 0 4 1	TL	105 105 0350
				WP- 0 4 1	TP	105 105 0350

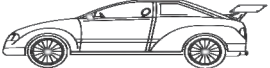





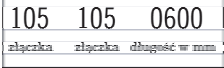
MARKA SAMOCHODU	NUMER ZESTAWU	ROK PRODUKCJI	ODPOWIETRNIK	KOD WP	POLOZENIE	INDEKS
CAR MODEL	NUMBER OF SET	PRODUCTION YEAR	BLEEDER SCREW	WP CODE	LOCATION	INDEX
МОДЕЛЬ АВТОМБИЛЯ	НОМЕР НАБОРА	ГОД ВЫПУСКА АВТОМБИЛЯ	ШТУЦЕР ПРОКАЧКИ ТОРМОЗОВ	WP КОД	МЕСТО	ИНДЕКС
						
Toyota Corolla Verso						
Wszystkie modele All models Все модели	ZWP-81111	01.02>03.04		WP- 0 0 5	PL	105 105 0450
				WP- 5 8 0	PP	105 116 1300
				WP- 1 7 3 3	CL	105 116 3350
				WP- 3 5 2	CP	105 116 3800
Toyota Corolla Verso						
Wszystkie modele, bez Terra All models, without Terra Все модели, без Terra	ZWP-81112	04.04>		WP- 0 4 5	PL	105 105 0400
				WP- 0 2 7	PP	105 105 1250
				WP- 1 7 4 9	SPL	105 105x 1900
				WP- 1 7 4 6	SPP	105 105x 0950
				WP- 0 0 4	CL	105 105 3100
				WP- 0 2 0	CP	105 105 3400
Toyota Corolla Verso						
Terra	ZWP-81113	04.04>		WP- 0 4 5	PL	105 105 0400
				WP- 0 3 4	PP	105 105 1200
				WP- 4 2 8	SPL	105 105 2050
				WP- 0 3 6	SPP	105 105 2100
				WP- 0 3 6	CL	105 105 3100
				WP- 0 2 0	CP	105 105 3400
Toyota Dyna 100						
LH80, YH81	ZWP-8150	08.87>05.95	0017P	WP- 7 3 5	ZPL	105 116 0250
				WP- 7 3 5	ZPP	105 116 0250
				WP- 0 0 1	PL	105 105 0300
				WP- 0 4 2	PP	105 105 1700
				WP- 5 5 8	TL	105 105x 0500
				WP- 8 3 7	TP	105 105x 1000
				WP- 0 4 2	SP	105 105 1700
				WP- 2 5 6	SP+	105 105 1750
				WP- 2 5 6	ST	105 105 1750
			0019T	WP- 0 2 3	ST+	105 105 1800
Toyota Dyna 150						
LY61	ZWP-8151	08.87>05.95	0017P	WP- 0 2 7	PL	105 105 1250
				WP- 1 1 5	PP	105 105 1150
				WP- 8 5 1	TL	116 116x 0450
				WP- 8 5 4	TP	116 116x 1000
				WP- 0 2 7	SP	105 105 1250
				WP- 3 5 6	SP+	105 105 1450
				WP- 0 4 9	ST	105 105 1900
			0019T	WP- 4 8 2	ST+	105 105 1950
Toyota Hiace LH						
LH5#	ZWP-8152	12.82>07.85	0017P	WP- 3 5 7	ZPL	105 116 0150
				WP- 3 5 7	ZPP	105 116 0150
				WP- 0 2 7	PL	105 105 1250
				WP- 4 2 8	PP	105 105 2050
				WP- 0 2 7	TL	105 105 1250
				WP- 0 0 5	TP	105 105 0450
				WP- 4 4 0	SPL	105 105 2150
				WP- 0 3 9	SPP	105 105 1550
				WP- 4 4 0	STL	105 105 2150
*75			0086T	WP- 1 9 6	STP	105 105 1300
Toyota Hiace LH						
LH6#	ZWP-8153	12.82>07.85	0017P	WP- 3 5 7	ZPL	105 116 0150
				WP- 3 5 7	ZPP	105 116 0150
				WP- 0 2 7	PL	105 105 1250
				WP- 4 2 8	PP	105 105 2050
				WP- 0 2 7	TL	105 105 1250
				WP- 0 0 5	TP	105 105 0450
				WP- 4 4 0	SPL	105 105 2150
				WP- 0 3 9	SPP	105 105 1550
				WP- 3 9 0	STL	105 105 2250
*75			0019T	WP- 0 4 7	STP	105 105 1500
Toyota Hiace LH						
LH20	ZWP-8154	02.77>11.82	0017P	WP- 0 2 4	PL	105 105 0800
				WP- 3 5 6	PP	105 105 1450
				WP- 0 3 4	TL	105 105 1200
				WP- 0 4 5	TP	105 105 0400
				WP- 3 5 6	CC	105 105 1450
			0086T	WP- 0 1 2	CC+	105 105 1650
Toyota Hiace LH						
LH30	ZWP-8155	02.77>11.82	0017P	WP- 0 2 4	PL	105 105 0800
				WP- 3 5 6	PP	105 105 1450
				WP- 0 3 4	TL	105 105 1200
				WP- 0 4 5	TP	105 105 0400
				WP- 3 5 6	CC	105 105 1450
				WP- 0 1 2	CC+	105 105 1650
			0086T	WP- 0 4 9	CC++	105 105 1900

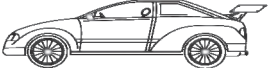





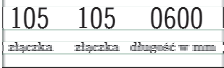
MARKA SAMOCHODU	NUMER ZESTAWU	ROK PRODUKCJI	ODPOWIETRNIK	KOD WP	POLOZENIE	INDEKS
CAR MODEL	NUMBER OF SET	PRODUCTION YEAR	BLEEDER SCREW	WP CODE	LOCATION	INDEX
МОДЕЛЬ АВТОБИЛЯ	НОМЕР НАБОРА	ГОД ВЫПУСКА АВТОБИЛЯ	ШТУЦЕР ПРОКАЧКИ ТОРМОЗОВ	WP КОД	МЕСТО	ИНДЕКС
						
Toyota Hiace LH						
LH51	ZWP-8156	08.85>08.89	0017P	WP- 8 0 6	ZPL	116 116 0250
				WP- 8 0 6	ZPP	116 116 0250
				WP- 0 2 2	PL	105 105 1350
				WP- 0 3 6	PP	105 105 2100
				WP- 4 9 3	TL	105 105x 1250
				WP- 5 5 8	TP	105 105x 0500
				WP- 0 3 9	SPL	105 105 1550
				WP- 0 3 6	SPP	105 105 2100
				WP- 0 3 1	STL	105 105 2200
			0019T	WP- 0 2 2	STP	105 105 1350
Toyota Hiace LH						
LH56	ZWP-8157	08.86>08.89		WP- 1 9 6	PL	105 105 1300
				WP- 8 4 1	PP	105 105x 1600
				WP- 4 9 3	TL	105 105x 1250
				WP- 5 5 8	TP	105 105x 0500
				WP- 0 4 2	SPL	105 105 1700
				WP- 0 3 6	SPP	105 105 2100
				WP- 0 3 1	STL	105 105 2200
			006T	WP- 0 2 2	STP	105 105 1350
Toyota Hiace LH						
LH61	ZWP-8158	08.85>08.89	0017P	WP- 1 3 0	ZPL	116 116 0250
				WP- 1 3 0	ZPP	116 116 0250
				WP- 0 2 2	PL	105 105 1350
				WP- 0 3 1	PP	105 105 2100
				WP- 4 9 3	TL	105 105x 1250
				WP- 5 5 8	TP	105 105x 0500
				WP- 0 3 9	SPL	105 105 1550
				WP- 0 3 6	SPP	105 105 2100
				WP- 5 5 9	STL	105 105 2350
			0019T	WP- 0 4 7	STP	105 105 1500
Toyota Hiace LH						
LH102	ZWP-8159	08.89>08.95	0086P	WP- 0 3 9	PL	105 105 1550
				WP- 0 3 9	PP	105 105 1550
				WP- 5 5 6	TL	105 105x 0700
				WP- 5 5 7	TP	105 105x 1100
				WP- 0 3 9	SP	105 105 1550
				WP- 0 3 9	SP+	105 105 1550
				WP- 3 3 1	ST	105 105 2000
				WP- 4 2 8	ST+	105 105 2050
Toyota Hiace LH						
LH108	ZWP-8160	08.89>08.95		WP- 3 5 6	PL	105 105 1450
				WP- 3 5 6	PP	105 105 1450
				WP- 5 5 6	TL	105 105x 0700
				WP- 8 3 8	TP	105 105x 1050
				WP- 0 3 9	SP	105 105 1550
				WP- 0 3 9	SP+	105 105 1550
				WP- 3 3 1	ST	105 105 2000
			0086T	WP- 4 2 8	ST+	105 105 2050
Toyota Hiace LH						
LH112	ZWP-8161	08.89>08.95	0086P	WP- 0 3 9	PL	105 105 1550
				WP- 0 3 9	PP	105 105 1550
				WP- 5 5 6	TL	105 105x 0700
				WP- 5 5 7	TP	105 105x 1100
				WP- 0 3 9	SP	105 105 1550
				WP- 0 3 9	SP+	105 105 1550
				WP- 5 5 9	ST	105 105 2350
				WP- 5 5 9	ST+	105 105 2350
Toyota Hiace LXH						
LXH12 bez ABS without ABS без ABS	ZWP-8162	08.95>08.01	0017P	WP- 1 1 7	PL	105 105 0750
				WP- 0 2 7	PP	105 105 1250
				WP- 0 2 4	TL	105 105 0800
				WP- 8 3 6	TP	105 105x 0850
				WP- 7 4 6	CL	105 116 2950
			0019T	WP- 8 4 8	CP	105 116x 3200
Toyota Hiace LXH						
LXH12 z ABS with ABS c ABS	ZWP-8163	08.95>07.96	0017P	WP- 1 1 7	PL	105 105 0750
				WP- 0 1 3	PP	105 105 0900
				WP- 8 3 5	TL	105 105x 0800
				WP- 8 3 6	TP	105 105x 0850
				WP- 7 4 7	CL	105 116 3000
			0019T	WP- 8 4 8	CP	105 116x 3200
Toyota Hiace LXH						
LXH12 z ABS with ABS c ABS	ZWP-8163	08.96>08.01	0017P	WP- 1 1 7	PL	105 105 0750
				WP- 0 1 3	PP	105 105 0900
				WP- 8 3 5	TL	105 105x 0800
				WP- 8 3 6	TP	105 105x 0850
				WP- 7 4 7	CL	105 116 3000
			0019T	WP- 8 4 8	CP	105 116x 3200

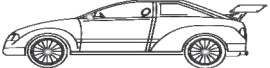





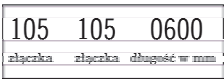
MARKA SAMOCHODU	NUMER ZESTAWU	ROK PRODUKCJI	ODPOWIETRNIK	KOD WP	POLOZENIE	INDEKS				
CAR MODEL	NUMBER OF SET	PRODUCTION YEAR	BLEEDER SCREW	WP CODE	LOCATION	INDEX				
МОДЕЛЬ АВТОМБИЛЯ	НОМЕР НАБОРА	ГОД ВЫПУСКА АВТОМБИЛЯ	ШТУЦЕР ПРОКАЧКИ ТОРМОЗОВ	WP КОД	МЕСТО	ИНДЕКС				
										
Toyota Hiace RCH										
RCH12 bez ABS without ABS без ABS	ZWP-8162	08.95>	0086P	WP- 1 1 7	PL	105 105 0750				
				WP- 0 2 7	PP	105 105 1250				
				WP- 0 2 4	TL	105 105 0800				
				WP- 8 3 6	TP	105 105x 0850				
				WP- 7 4 6	CL	105 116 2950				
			0086T	WP- 8 4 8	CP	105 116x 3200				
Toyota Hiace RCH										
RCH12 z ABS with ABS c ABS	ZWP-8163	08.95>07.96	0086P	WP- 1 1 7	PL	105 105 0750				
				WP- 0 1 3	PP	105 105 0900				
				WP- 8 3 5	TL	105 105x 0800				
				WP- 8 3 6	TP	105 105x 0850				
				WP- 7 4 7	CL	105 116 3000				
			0086T	WP- 8 4 8	CP	105 116x 3200				
Toyota Hiace RCH										
RCH12 z ABS with ABS c ABS	ZWP-8163	08.96>	0086P	WP- 1 1 7	PL	105 105 0750				
				WP- 0 1 3	PP	105 105 0900				
				WP- 8 3 5	TL	105 105x 0800				
				WP- 8 3 6	TP	105 105x 0850				
				WP- 7 4 7	CL	105 116 3000				
			00086T	WP- 8 4 8	CP	105 116x 3200				
Toyota Hiace RH										
RH20	ZWP-8154	02.77>11.82	0086P	WP- 0 2 4	PL	105 105 0800				
				WP- 3 5 6	PP	105 105 1450				
				WP- 0 3 4	TL	105 105 1200				
				WP- 0 4 5	TP	105 105 0400				
				WP- 3 5 6	CC	105 105 1450				
			0086T	WP- 0 1 2	CC+	105 105 1650				
Toyota Hiace RH										
RH30	ZWP-8155	02.77>11.82	0086P	WP- 0 2 4	PL	105 105 0800				
				WP- 3 5 6	PP	105 105 1450				
				WP- 0 3 4	TL	105 105 1200				
				WP- 0 4 5	TP	105 105 0400				
				WP- 3 5 6	CC	105 105 1450				
			0086T	WP- 0 1 2	CC+	105 105 1650				
				WP- 0 4 9	CC++	105 105 1900				
Toyota Hiace RZH										
RZH102, RZH103	ZWP-8159	08.89>08.95	0086P	WP- 0 3 9	PL	105 105 1550				
				WP- 0 3 9	PP	105 105 1550				
				WP- 5 5 6	TL	105 105x 0700				
				WP- 5 5 7	TP	105 105x 1100				
				WP- 0 3 9	SP	105 105 1550				
				WP- 0 3 9	SP+	105 105 1550				
				WP- 3 3 1	ST	105 105 2000				
				WP- 4 2 8	ST+	105 105 2050				
Toyota Hiace RZH										
RZH112	ZWP-8161	08.89>08.95	0086P	WP- 0 3 9	PL	105 105 1550				
				WP- 0 3 9	PP	105 105 1550				
				WP- 5 5 6	TL	105 105x 0700				
				WP- 5 5 7	TP	105 105x 1100				
				WP- 0 3 9	SP	105 105 1550				
				WP- 0 3 9	SP+	105 105 1550				
				WP- 5 5 9	ST	105 105 2350				
				WP- 5 5 9	ST+	105 105 2350				
Toyota Hiace YH										
YH5#	ZWP-8152	12.82>07.85	017P	WP- 3 5 7	ZPL	105 116 0150				
				WP- 3 5 7	ZPP	105 116 0150				
				WP- 0 2 7	PL	105 105 1250				
				WP- 4 2 8	PP	105 105 2050				
				WP- 0 2 7	TL	105 105 1250				
				WP- 0 0 5	TP	105 105 0450				
				WP- 4 4 0	SPL	105 105 2150				
				WP- 0 3 9	SPP	105 105 1550				
							0086T	WP- 4 4 0	STL	105 105 2150
							0019T	WP- 1 9 6	STP	105 105 1300
Toyota Hiace YH										
YH6#	ZWP-8153	12.82>07.85	0086T	WP- 3 5 7	ZPL	105 116 0150				
				WP- 3 5 7	ZPP	105 116 0150				
				WP- 0 2 7	PL	105 105 1250				
				WP- 4 2 8	PP	105 105 2050				
				WP- 0 2 7	TL	105 105 1250				
				WP- 0 0 5	TP	105 105 0450				
				WP- 4 4 0	SPL	105 105 2150				
				WP- 0 3 9	SPP	105 105 1550				
								WP- 3 9 0	STL	105 105 2250
								WP- 0 4 7	STP	105 105 1500

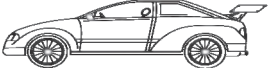





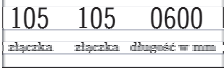
MARKA SAMOCHODU	NUMER ZESTAWU	ROK PRODUKCJI	ODPOWIETRNIK	KOD WP	POLOZENIE	INDEKS
CAR MODEL	NUMBER OF SET	PRODUCTION YEAR	BLEEDER SCREW	WP CODE	LOCATION	INDEX
МОДЕЛЬ АВТОМБИЛЯ	НОМЕР НАБОРА	ГОД ВЫПУСКА АВТОМБИЛЯ	ШТУЦЕР ПРОКАЧКИ ТОРМОЗОВ	WP КОД	МЕСТО	ИНДЕКС
						
Toyota Hiace YH						
YH51	ZWP-8174	08.85>08.89	0017P	WP- 1 3 0	ZPL	116 116 0250
				WP- 1 3 0	ZPP	116 116 0250
				WP- 0 2 2	PL	105 105 1350
				WP- 0 3 6	PP	105 105 2100
				WP- 4 9 3	TL	105 105x 1250
				WP- 5 5 8	TP	105 105x 0500
				WP- 0 3 9	SPL	105 105 1550
				WP- 0 3 6	SPP	105 105 2100
				WP- 0 3 1	STL	105 105 2200
			0019T	WP- 0 2 2	STP	105 105 1350
Toyota Hiace YH						
YH61	ZWP-8175	08.85>08.89		WP- 1 3 0	ZPL	116 116 0250
				WP- 1 3 0	ZPP	116 116 0250
				WP- 0 2 2	PL	105 105 1350
				WP- 0 3 6	PP	105 105 2100
				WP- 4 9 3	TL	105 105x 1250
				WP- 5 5 8	TP	105 105x 0500
				WP- 0 3 9	SPL	105 105 1550
				WP- 0 3 6	SPP	105 105 2100
				WP- 5 5 9	STL	105 105 2350
			0086T	WP- 0 4 7	STP	105 105 1500
Toyota Hilux LN						
LN30	ZWP-8176	01.79>07.83	0017P	WP- 0 1 8	PL	105 105 0650
				WP- 0 1 0	PP	105 105 1850
				WP- 0 3 4	TL	105 105 1200
				WP- 0 0 5	TP	105 105 0450
				WP- 7 0 8	CC	105 105 2850
Toyota Hilux LN						
LN36	ZWP-8177	01.79>07.83	0017P	WP- 1 1 7	PL	105 105 0750
				WP- 4 2 8	PP	105 105 2050
				WP- 0 3 5	TL	105 105 1100
				WP- 0 4 5	TP	105 105 0400
				WP- 0 4 8	CC	105 105 2500
Toyota Hilux LN						
LN40, LN46	ZWP-8176	01.79>07.83	0017P	WP- 0 1 8	PL	105 105 0650
				WP- 0 1 0	PP	105 105 1850
				WP- 0 3 4	TL	105 105 1200
				WP- 0 0 5	TP	105 105 0450
				WP- 7 0 8	CC	105 105 2850
Toyota Hilux LN						
LN55, LN56	ZWP-8179	08.83>91	0017P	WP- 0 3 3	PL	105 105 0700
				WP- 0 0 1	PP	105 105 0300
				WP- 0 2 7	TL	105 105 1250
				WP- 0 0 5	TP	105 105 0450
				WP- 7 0 8	CL	105 105 2850
				WP- 7 0 8	CP	105 105 2850
Toyota Hilux LN						
LN65	ZWP-8180	82>07.83	0017P	WP- 1 1 7	PL	105 105 0750
				WP- 0 4 1	PP	105 105 0350
				WP- 0 3 5	TL	105 105 1100
				WP- 0 0 5	TP	105 105 0450
				WP- 7 0 8	CL	105 105 2850
				WP- 7 0 8	CP	105 105 2850
Toyota Hilux LN						
LN65	ZWP-8181	08.83>91	0017P	WP- 1 1 8	ZPL	116 116 0300
				WP- 1 1 8	ZPP	116 116 0300
				WP- 0 0 2	PL	105 105 0850
				WP- 1 1 8	PP	116 116 0300
				WP- 5 5 7	TL	105 105x 1100
				WP- 0 2 8	TP	105 105 0550
				WP- 0 1 6	CL	105 105 2900
				WP- 0 1 6	CP	105 105 2900
Toyota Hilux LN						
LN85 stabilizator kabiny cabin stabilizer стабилизатор кабины	ZWP-8182	08.88>08.97	0017P	WP- 5 7 8	ZPL	105 116 0300
				WP- 5 7 8	ZPP	105 116 0300
				WP- 0 0 2	PL	105 105 0850
				WP- 0 0 1	PP	105 105 0300
				WP- 8 3 9	TL	105 105x 1200
				WP- 0 1 7	TP	105 105 0500
				WP- 0 1 6	CL	105 105 2900
				WP- 0 3 2	CP	105 105 2800
Toyota Hilux LN						
LN90 Pick-up	ZWP-8183	08.88>08.97	0017P	WP- 5 7 8	ZPL	105 116 0300
				WP- 5 7 8	ZPP	105 116 0300
				WP- 0 0 2	PL	105 105 0850
				WP- 0 0 1	PP	105 105 0300
				WP- 8 3 9	TL	105 105x 1200
				WP- 7 0 9	CL	105 105 3150
			0086T	WP- 0 0 4	CP	105 105 3100

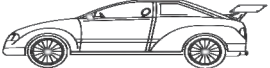





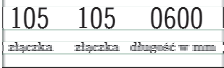
MARKA SAMOCHODU	NUMER ZESTAWU	ROK PRODUKCJI	ODPOWIETRNIK	KOD WP	POLOZENIE	INDEKS			
CAR MODEL	NUMBER OF SET	PRODUCTION YEAR	BLEEDER SCREW	WP CODE	LOCATION	INDEX			
МОДЕЛЬ АВТОБИЯ	НОМЕР НАБОРА	ГОД ВЫПУСКА АВТОБИЯ	ШТУЦЕР ПРОКАЧКИ ТОРМОЗОВ	WP КОД	МЕСТО	ИНДЕКС			
									
Toyota Hilux LN									
LN105	ZWP-8184	08.88>08.97	0019P	WP- 5 7 8	ZPL	105 116 0300			
stabilizator kabiny				WP- 5 7 8	ZPP	105 116 0300			
cabin stabilizer				WP- 0 1 9	PL	105 105 1000			
стабилизатор кабины				WP- 8 0 7	PP	116 116 0300			
				WP- 4 6 1	TL	105 116 1100			
				WP- 1 2 0	TP	116 116 0550			
				WP- 7 0 8	CC	105 105 2850			
			0019T	WP- 4 3 3	CC+	105 105 2950			
Toyota Hilux LN									
LN110 Pick-up	ZWP-8185	08.88>08.97	0019P	WP- 0 1 9	PL	105 105 1000			
				WP- 5 7 8	PL	105 116 0300			
				WP- 0 0 5	PP	105 105 0450			
				WP- 5 7 9	PP	105 116 0400			
				WP- 5 5 7	TL	105 105x 1100			
				WP- 0 0 1	TP	105 105 0300			
				WP- 0 4 0	CC	105 105 3300			
			0019T	WP- 0 4 0	CC+	105 105 3300			
Toyota Hilux LN									
RN30, RN40	ZWP-8186	08.78>07.83	0017P	WP- 0 1 8	PL	105 105 0650			
				WP- 0 1 2	PP	105 105 1650			
				WP- 0 3 4	TL	105 105 1200			
				WP- 0 0 5	TP	105 105 0450			
				WP- 7 0 8	CC	105 105 2850			
Toyota Hilux LN									
YN56	ZWP-8179	08.83>91	0017P	WP- 0 3 3	PL	105 105 0700			
				WP- 0 0 1	PP	105 105 0300			
				WP- 0 2 7	TL	105 105 1250			
				WP- 0 0 5	TP	105 105 0450			
				WP- 7 0 8	CL	105 105 2850			
				WP- 7 0 8	CP	105 105 2850			
Toyota Hilux LN									
YN65, YN67	ZWP-8188	08.83>91	0017P	WP- 1 1 8	ZPL	116 116 0300			
				WP- 1 1 8	ZPP	116 116 0300			
				WP- 0 0 1	PL	105 105 0300			
				WP- 1 1 8	PP	116 116 0300			
				WP- 5 5 7	TL	105 105x 1100			
				WP- 0 2 8	TP	105 105 0550			
				WP- 0 1 6	CL	105 105 2900			
	WP- 0 1 6	CP	105 105 2900						
Toyota Liteace									
CM3#, KM3#	ZWP-8189	10.85>	0086P	WP- 0 2 7	PL	105 105 1250			
				WP- 0 4 7	PL	105 105 1500			
				WP- 0 1 8	PP	105 105 0650			
				WP- 0 4 7	PP	105 105 1500			
				WP- 2 6 5	TL	105 105 0950			
				WP- 0 1 8	TP	105 105 0650			
				WP- 2 5 6	SP	105 105 1750			
						0086T	WP- 0 2 4	ST	105 105 0800
Toyota Picnic									
	ZWP-8190	09.97>04.01		WP- 1 6 7 6	PL	105 116 2250			
				WP- 3 5 3	PP	105 116 0950			
				WP- 5 7 9	TL	105 116 0400			
				WP- 5 1 5	TP	105 116 0750			
				WP- 9 1 2	CL	105 116 3900			
				WP- 3 5 0	CP	105 116 4600			
Toyota Previa									
TCR11, TCR21	ZWP-8191	05.90>	0017P	WP- 0 0 1	ZPL	105 105 0300			
bez ABS				WP- 0 0 1	ZPP	105 105 0300			
without ABS				WP- 0 0 5	PL	105 105 0450			
без ABS				WP- 1 1 5	PP	105 105 1150			
				WP- 0 4 1	TL	105 105 0350			
				WP- 0 2 2	TP	105 105 1350			
				WP- 8 4 6	ZTL	105 116x 0300			
				WP- 8 4 6	ZTP	105 116x 0300			
				WP- 7 4 8	SPL	105 116 3100			
				WP- 7 5 1	SPP	105 116 3600			
						0019T	WP- 7 3 7	STL	105 116 0550
						0088T	WP- 5 1 5	STP	105 116 0750
Toyota Previa									
TCR11, TCR21	ZWP-8192	05.90>07.93	0017P	WP- 0 0 1	ZPL	105 105 0300			
z ABS				WP- 0 0 1	ZPP	105 105 0300			
with ABS				WP- 0 0 9	PL	105 105 0600			
c ABS				WP- 7 3 6	PP	105 116 0500			
				WP- 0 4 1	TL	105 105 0350			
				WP- 0 2 2	TP	105 105 1350			
						0019T	WP- 7 4 8	CL	105 116 3100
						0088T	WP- 7 5 1	CP	105 116 3600

MARKA SAMOCHODU	NUMER ZESTAWU	ROK PRODUKCJI	ODPOWIETRNIK	KOD WP	POLOZENIE	INDEKS
CAR MODEL	NUMBER OF SET	PRODUCTION YEAR	BLEEDER SCREW	WP CODE	LOCATION	INDEX
МОДЕЛЬ АВТОМБИЛЯ	НОМЕР НАБОРА	ГОД ВЫПУСКА АВТОМБИЛЯ	ШТУЦЕР ПРОКАЧКИ ТОРМОЗОВ	WP КОД	МЕСТО	ИНДЕКС
						
Toyota Previa						
TCR11, TCR21 z ABS with ABS c ABS	ZWP-8193	08.93>	0017P 0019T 0088T	WP- 0 0 1 WP- 0 0 1 WP- 0 0 9 WP- 7 3 8 WP- 0 4 1 WP- 0 2 2 WP- 7 4 8 WP- 7 5 1	ZPL ZPP PL PP TL TP CL CP	105 105 0300 105 105 0300 105 105 0600 105 116 0700 105 105 0350 105 105 1350 105 116 3100 105 116 3600
Toyota RAV 4 II						
	ZWP-81114	06.00>02.06	0088P 0087T	WP- 9 0 9 WP- 7 3 9 WP- 7 4 6 WP- 7 4 6 WP- 1 8 7 4 WP- 1 8 7 4	PL PP CL CP TL TP	105 116 2000 105 116 0850 105 116 2950 105 116 2950 105 116x 0600 105 116x 0600
Toyota Sportsvan						
Wszystkie modele, z ABS All models, with ABS Все модели, с ABS	ZWP-8190	09.97>04.01		WP- 1 6 7 6 WP- 3 5 3 WP- 5 7 9 WP- 5 1 5 WP- 9 1 2 WP- 3 5 0	PL PP TL TP CL CP	105 116 2250 105 116 0950 105 116 0400 105 116 0750 105 116 3900 105 116 4600
Toyota Starlet						
KP6# 3-drzwi, 5-drzwi, bez Sweden 3-doors, 5-doors, without Sweden 3-двери, 5-двери, без Sweden	ZWP-8195	78>84	0088P 0086T	WP- 0 0 1 WP- 0 0 9 WP- 0 0 2 WP- 0 0 9 WP- 4 4 0	PL PP TL TP CC	105 105 0300 105 105 0600 105 105 0850 105 105 0600 105 105 2150
Toyota Starlet						
EP7# *75	ZWP-8196	10.84>89	0088P 0086T	WP- 3 5 5 WP- 0 1 8 WP- 0 4 1 WP- 0 4 1 WP- 3 5 2 WP- 7 1 3	PL PP TL TP CL CP	105 116 1150 105 105 0650 105 105 0350 105 105 0350 105 116 3800 105 105 4600
Toyota Starlet						
EP8# bez ABS without ABS без ABS	ZWP-8197	12.89>10.96	0086P 0086T	WP- 0 1 8 WP- 1 1 7 WP- 0 4 5 WP- 0 0 5 WP- 7 4 9 WP- 7 5 6	PL PP TL TP CL CP	105 105 0650 105 105 0750 105 105 0400 105 105 0450 105 116 3400 105 116 4550
Toyota Starlet						
EP8# z ABS with ABS c ABS	ZWP-8198	12.89>10.96	0086P 0086T	WP- 0 1 8 WP- 5 8 0 WP- 0 4 5 WP- 0 0 5 WP- 7 4 9 WP- 7 5 6	PL PP TL TP CL CP	105 105 0650 105 116 1300 105 105 0400 105 105 0450 105 116 3400 105 116 4550
Toyota Starlet						
EP91 bez ABS without ABS без ABS	ZWP-81115	04.96>03.99		WP- 9 0 8 WP- 0 1 8 WP- 5 3 0 WP- 7 5 4 WP- 5 7 9 WP- 5 7 9	PL PP CL CP TL TP	105 116 1500 105 105 0650 105 116 3250 105 116 4400 105 116 0400 105 116 0400
Toyota Starlet						
EP91 z ABS with ABS c ABS	ZWP-81116	04.96>03.99	0088P 0086P 0086T	WP- 1 7 3 1 WP- 0 4 5 WP- 5 3 0 WP- 7 5 4 WP- 5 7 9 WP- 5 7 9	PL PP CL CP TL TP	105 116 1600 105 105 0400 105 116 3250 105 116 4400 105 116 0400 105 116 0400
Toyota Tercel						
AL11 Z	ZWP-8199	01.79>82	0088P 0086T	WP- 0 0 1 WP- 0 4 1 WP- 0 0 5 WP- 0 0 5 WP- 0 0 4 WP- 0 2 9	PL PP TL TP CL CP	105 105 0300 105 105 0350 105 105 0450 105 105 0450 105 105 3100 105 105 3200
Totota Yaris						
Wszystkie modele, bez ABS, Francja All models, without ABS, France Все модели, без ABS, France	ZWP-81100	04.99>	0086P 0086T	WP- 0 1 3 WP- 0 4 7 WP- 0 0 8 WP- 4 3 3 WP- 0 2 4 WP- 4 3 5 WP- 0 0 1 WP- 0 0 1	PL PP CL CP TL TP ZTL ZTP	105 105 0900 105 105 1500 105 105 3000 105 105 2950 105 105 0800 105 105 1600 105 105 0300 105 105 0300
*66			0086T	WP- 0 0 1	ZTP	105 105 0300

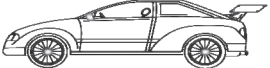
MARKA SAMOCHODU	NUMER ZESTAWU	ROK PRODUKCJI	ODPOWIETRNIK	KOD WP	POLOZENIE	INDEKS
CAR MODEL	NUMBER OF SET	PRODUCTION YEAR	BLEEDER SCREW	WP CODE	LOCATION	INDEX
МОДЕЛЬ АВТОМБИЛЯ	НОМЕР НАБОРА	ГОД ВЫПУСКА АВТОМБИЛЯ	ШТУЦЕР ПРОКАЧКИ ТОРМОЗОВ	WP КОД	МЕСТО	ИНДЕКС
						
Totota Yaris						
Wszystkie modele, z ABS, Francja All models, with ABS, France Все модели, с ABS, France	ZWP-81101	04.99>	0086P	WP- 0 1 3	PL	105 105 0900
				WP- 0 4 7	PP	105 105 1500
				WP- 0 2 0	CL	105 105 3400
				WP- 4 3 8	CP	105 105 4450
				WP- 0 2 4	TL	105 105 0800
				WP- 4 3 5	TP	105 105 1600
				WP- 0 0 1	ZTL	105 105 0300
*66			0086T	WP- 0 0 1	ZTP	105 105 0300
Totota Yaris						
Wszystkie modele, bez ABS, Japan All models, without ABS, Japan Все модели, без ABS, Japan	ZWP-81102	04.99>	0086P	WP- 9 0 6	PL	105 116 0600
				WP- 5 8 0	PP	105 116 1300
				WP- 8 2 1	CL	116 116 3000
				WP- 8 2 1	CP	116 116 3000
				WP- 3 5 7	ZTL	105 116 0150
*66			0086T	WP- 3 5 7	ZTP	105 116 0150
Totota Yaris						
Wszystkie modele, z ABS, Japan All models, with ABS, Japan Все модели, с ABS, Japan	ZWP-81103	04.99>	0086P	WP- 5 7 9	PL	105 116 0400
				WP- 5 1 5	PP	105 116 0750
				WP- 8 2 1	CL	116 116 3000
				WP- 8 2 1	CP	116 116 3000
				WP- 3 5 7	ZTL	105 116 0150
*66			0086T	WP- 3 5 7	ZTP	105 116 0150
Totota Yaris						
Luna +VCS, Japan	ZWP-81104	04.99>	0086P	WP- 5 7 9	PL	105 116 0400
				WP- 5 1 5	PP	105 116 0750
				WP- 7 5 2	CL	105 116 3650
				WP- 7 5 5	CP	105 116 4550
				WP- 3 5 7	ZTL	105 116 0150
			0086T	WP- 3 5 7	ZTP	105 116 0150
Totota Yaris Verso						
Wszystkie modele All models Все модели	ZWP-81105	11.99>	0086P	WP- 1 7 4 8	PL	105 105x 1800
				WP- 5 8 0	PP	105 116 1300
				WP- 7 5 1	CL	105 116 3600
				WP- 7 5 7	CP	105 116 4750
				WP- 7 3 6	TL	105 116 0500
				WP- 7 3 6	TP	105 116 1500
				WP- 8 4 6	ZTL	105 116x 0300
			0086T	WP- 8 4 6	ZTP	105 116x 0300
Vauxhall Cavalier						
Wszystkie modele All models Все модели	ZWP-8201	77>81	0088P	WP- 0 4 3	ZPL	105 105 0200
				WP- 0 4 3	ZPP	105 105 0200
				WP- 0 4 5	PL	105 105 0400
				WP- 0 3 4	PP	105 105 1200
				WP- 0 1 9	TL	105 105 1000
				WP- 0 0 9	TP	105 105 0600
				WP- 0 0 8	SP	105 105 3000
			0015T	WP- 0 4 5	ST	105 105 0400
Vauxhall Chevette						
Wszystkie modele All models Все модели	ZWP-8202	>78	0090P	WP- 0 4 3	ZPL	105 105 0200
				WP- 0 4 3	ZPP	105 105 0200
				WP- 0 0 9	PL	105 105 0600
				WP- 0 3 9	PP	105 105 1550
				WP- 0 0 9	TL	105 105 0600
				WP- 0 0 2	TP	105 105 0850
				WP- 0 1 4	SP	105 105 2400
			0015T	WP- 0 4 5	ST	105 105 0400
Vauxhall Chevette						
Wszystkie modele All models Все модели Nr.HY127681	ZWP-8202	>78	0090P	WP- 0 4 3	ZPL	105 105 0200
				WP- 0 4 3	ZPP	105 105 0200
				WP- 0 0 9	PL	105 105 0600
				WP- 0 3 9	PP	105 105 1550
				WP- 0 0 9	TL	105 105 0600
				WP- 0 0 2	TP	105 105 0850
				WP- 0 1 4	SP	105 105 2400
			0015T	WP- 0 4 5	ST	105 105 0400
Vauxhall Viva HC						
Wszystkie modele All models Все модели	ZWP-8204	71>79	0049P	WP- 0 6 1	ZPL	109 110 0300
			0088P	WP- 0 6 1	ZPP	109 110 0300
			0108P	WP- 7 2 7	PL	105 110 0650
				WP- 7 2 8	PP	105 110 1500
				WP- 0 7 3	TL	109 110 0550
			0105T	WP- 0 7 9	TP	109 109 1400
			0049T	WP- 7 2 9	CC	105 110 3150
Volvo 66						
Wszystkie modele All models Все модели	ZWP-8301	75>80	0086P	WP- 1 1 7	PL	105 105 0750
				WP- 1 1 5	PP	105 105 1150
				WP- 0 3 4	TL	105 105 1200
				WP- 0 0 1	TP	105 105 0300
				WP- 0 2 1	CC	105 105 3600

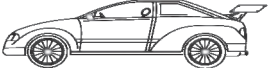




MARKA SAMOCHODU	NUMER ZESTAWU	ROK PRODUKCJI	ODPOWIETRNIK	KOD WP	POLOZENIE	INDEKS
CAR MODEL	NUMBER OF SET	PRODUCTION YEAR	BLEEDER SCREW	WP CODE	LOCATION	INDEX
МОДЕЛЬ АВТОМБИЯ	НОМЕР НАБОРА	ГОД ВЫПУСКА АВТОМБИЯ	ШТУЦЕР ПРОВОДАЧИ ТОРМОЗОВ	WP КОД	МЕСТО	ИНДЕКС
						
Volvo 140						
142, 144, 145	ZWP-8302	>70	0086P 0120P 0087P	WP- 3 5 9 WP- 3 5 9 WP- 3 6 0 WP- 3 6 0 WP- 3 6 1 WP- 3 6 1 WP- 3 6 2 WP- 3 6 3 WP- 8 0 5 WP- 3 6 4	ZPL ZPP PL PL PP PP TL TP CL CP	111 115 0350 111 115 0350 111 115 0300 111 115 0300 111 115 0800 111 115 0800 111 115 0500 111 115 0950 115 115 2950 115 115 2800
Volvo 140						
142, 144, 145	ZWP-8303	71>75	0086P 0120P 0087P	WP- 3 5 9 WP- 3 5 9 WP- 3 6 0 WP- 3 6 0 WP- 3 6 1 WP- 3 6 1 WP- 3 6 2 WP- 3 6 3 WP- 3 7 9 WP- 3 8 3 WP- 3 8 1 WP- 3 8 1	ZPL ZPP PL PL PP PP TL TP SPL SPP STL STP	111 115 0350 111 115 0350 111 115 0300 111 115 0300 111 115 0800 111 115 0800 111 115 0500 111 115 0950 111 115 1700 111 115 0850 111 115 1100 111 115 1100
Volvo 164						
Wszystkie modele All models Все модели	ZWP-8304	69>75	0053P 0120P 0120T	WP- 3 5 9 WP- 3 5 9 WP- 3 6 0 WP- 3 6 0 WP- 3 8 3 WP- 3 8 2 WP- 3 6 2 WP- 3 6 3 WP- 3 6 4 WP- 8 0 5	ZPL ZPP PL PL PP PP TL TP CC CC+	111 115 0350 111 115 0350 111 115 0300 111 115 0300 111 115 0850 111 115 0900 111 115 0500 111 115 0950 115 115 2800 115 115 2950
Volvo 240/260						
Wszystkie modele All models Все модели	ZWP-8305	75>12.77	0053P 0120P 0120T 0087T	WP- 1 1 1 WP- 1 1 1 WP- 1 1 1 WP- 1 1 1 WP- 1 0 8 WP- 3 8 4 WP- 1 0 4 WP- 1 0 4 WP- 3 8 5 WP- 3 8 6 WP- 0 4 8 WP- 0 4 8	ZPL ZPL ZPP ZPP PL PL PP PP TL TP CL CP	105 106 0300 105 106 0300 105 106 0300 105 106 0300 105 106 0400 105 106 0500 105 106 1000 105 106 1000 105 106 0450 105 106 1050 105 105 2500 105 105 2500
Volvo 240/260						
Wszystkie modele All models Все модели	ZWP-8306	01.78>07.78	0053P 0120P 0120T 0087T	WP- 1 1 1 WP- 1 1 1 WP- 1 1 1 WP- 1 1 1 WP- 1 1 1 WP- 1 1 1 WP- 3 8 7 WP- 3 8 7 WP- 0 0 5 WP- 2 5 2 WP- 0 1 4 WP- 0 1 4	ZPL ZPL ZPP ZPP PL PL PP PP TL TP CL CP	105 106 0300 105 106 0300 105 106 0300 105 106 0300 105 106 0300 105 106 0300 105 106 1200 105 106 1200 105 105 0450 105 105 1050 105 105 2400 105 105 2400
Volvo 240/260						
Wszystkie modele All models Все модели	ZWP-8307	08.78>93	0053P 0120P 0120T 0087T	WP- 0 4 1 WP- 0 4 1 WP- 0 4 1 WP- 0 4 1 WP- 0 0 1 WP- 0 0 1 WP- 0 3 4 WP- 0 3 4 WP- 3 8 5 WP- 2 5 2 WP- 0 1 4 WP- 0 1 4	ZPL ZPL ZPP ZPP PL PL PP PP TL TP CL CP	105 105 0350 105 105 0350 105 105 0350 105 105 0350 105 105 0300 105 105 0300 105 105 1200 105 105 1200 105 106 0450 105 105 1050 105 105 2400 105 105 2400
Volvo 340						
B14, D16	ZWP-8308	79>08.90	0039P 0039T 0069T	WP- 0 0 5 WP- 0 2 7 WP- 0 4 2 WP- 0 0 1 WP- 0 2 9	PL PP TL TP CC	105 105 0450 105 105 1250 105 105 1700 105 105 0300 105 105 3200

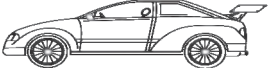





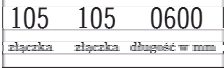
MARKA SAMOCHODU	NUMER ZESTAWU	ROK PRODUKCJI	ODPOWIETRNIK	KOD WP	POLOZENIE	INDEKS
CAR MODEL	NUMBER OF SET	PRODUCTION YEAR	BLEEDER SCREW	WP CODE	LOCATION	INDEX
МОДЕЛЬ АВТОБИЛЯ	НОМЕР НАБОРА	ГОД ВЫПУСКА АВТОБИЛЯ	ШТУЦЕР ПРОКАЧКИ ТОРМОЗОВ	WP КОД	МЕСТО	ИНДЕКС
						
Volvo 340						
B17 Nr.121000	ZWP-8309	86>08.90	0039P	WP- 0 0 5	PL	105 105 0450
				WP- 0 2 2	PP	105 105 1350
			WP- 0 4 2	TL	105 105 1700	
			0039T	WP- 0 0 6	TP	105 105 0250
			0069T	WP- 0 0 8	CC	105 105 3000
Volvo 340						
B19, B20	ZWP-8310	80>90	0039P	WP- 0 1 7	PL	105 105 0500
				WP- 0 3 4	PP	105 105 1200
			WP- 0 1 0	TL	105 105 1850	
			0039T	WP- 0 0 1	TP	105 105 0300
			0069T	WP- 0 2 9	CC	105 105 3200
Volvo 340						
B20 Nr.121000	ZWP-8311	86>08.90	0039P	WP- 0 0 5	PL	105 105 0450
				WP- 0 2 2	PP	105 105 1350
			WP- 0 2 3	TL	105 105 1800	
			0039T	WP- 0 0 1	TP	105 105 0300
			0069T	WP- 0 0 8	CC	105 105 3000
Volvo 343						
Wszystkie modele All models Все модели Nr.376485	ZWP-8312	>79	0018P	WP- 0 4 5	PL	105 105 0400
				WP- 0 1 9	PP	105 105 1000
			WP- 0 3 9	TL	105 105 1550	
			0039T	WP- 0 0 1	TP	105 105 0300
				WP- 0 2 9	CC	105 105 3200
Volvo 343						
Wszystkie modele All models Все модели Nr.376486	ZWP-8314	79>82	0018P	WP- 0 4 5	PL	105 105 0400
				WP- 0 1 9	PP	105 105 1000
			WP- 0 1 2	TL	105 105 1650	
			0039T	WP- 0 0 1	TP	105 105 0300
				WP- 0 4 8	CC	105 105 2500
Volvo 360						
B14 , D16	ZWP-8308	79>08.90	0039P	WP- 0 0 5	PL	105 105 0450
				WP- 0 2 7	PP	105 105 1250
			WP- 0 4 2	TL	105 105 1700	
			0039T	WP- 0 0 1	TP	105 105 0300
			0069T	WP- 0 2 9	CC	105 105 3200
Volvo 360						
B17 Nr.121000	ZWP-8309	79>08.90	0039P	WP- 0 0 5	PL	105 105 0450
				WP- 0 2 2	PP	105 105 1350
			WP- 0 4 2	TL	105 105 1700	
			0039T	WP- 0 0 6	TP	105 105 0250
			0069T	WP- 0 0 8	CC	105 105 3000
Volvo 360						
B19 , B20	ZWP-8310	80>90	0039P	WP- 0 1 7	PL	105 105 0500
				WP- 0 3 4	PP	105 105 1200
			WP- 0 1 0	TL	105 105 1850	
			0039T	WP- 0 0 1	TP	105 105 0300
			0069T	WP- 0 2 9	CC	105 105 3200
Volvo 360						
B20 Nr.121000	ZWP-8311	86>08.89	0039P	WP- 0 0 5	PL	105 105 0450
				WP- 0 2 2	PP	105 105 1350
			WP- 0 2 3	TL	105 105 1800	
			0039T	WP- 0 0 1	TP	105 105 0300
			0069T	WP- 0 0 8	CC	105 105 3000
Volvo 440						
Wszystkie modele, bez ABS All models, without ABS Все модели, без ABS	ZWP-8319	88>92	0019P	WP- 0 2 8	PL	105 105 0550
				WP- 4 3 5	PP	105 105 1600
			0053T	WP- 4 3 6	CL	105 105 4900
			0011T	WP- 0 5 0	CP	105 105 4100
Volvo 440						
Wszystkie modele, bez ABS All models, without ABS Все модели, без ABS Nr.012931	ZWP-8320	88>89	0019P	WP- 0 4 5	PL	105 105 0400
				WP- 0 3 9	PP	105 105 1550
			WP- 0 2 7	TL	105 105 1250	
			0011T	WP- 0 0 6	TP	105 105 0250
			0053T	WP- 4 3 8	CC	105 105 4450
Volvo 440						
Wszystkie modele, bez ABS All models, without ABS Все модели, без ABS Nr.012932>336999	ZWP-8321	90>92	0019P	WP- 0 4 5	PL	105 105 0400
				WP- 0 4 2	PP	105 105 1700
			WP- 0 2 7	TL	105 105 1250	
			0053T	WP- 0 0 6	TP	105 105 0250
			0011T	WP- 4 3 8	CC	105 105 4450
Volvo 440						
Wszystkie modele, bez ABS, bez ASR, Nr.337000 All models, without ABS, without ASR, Nr.337000 Все модели, без ABS, без ASR, Nr.337000	ZWP-8322	93>96	0019P	WP- 0 4 9	PP	105 105 1900
			0011T	WP- 7 1 4	CL	105 105 5100
			0053T	WP- 4 3 8	CP	105 105 4450
Volvo 440						
Wszystkie modele z ABS, z ASR, Nr.337000 All models, with ABS, with ASR, Nr.337000 Все модели, с ABS, с ASR, Nr.337000	ZWP-8322	93>96	0019P	WP- 0 4 9	PP	105 105 1900
			0011T	WP- 7 1 4	CL	105 105 5100
			0053T	WP- 4 3 8	CP	105 105 4450

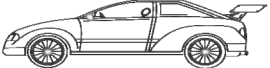





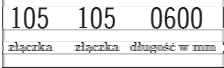
MARKA SAMOCHODU	NUMER ZESTAWU	ROK PRODUKCJI	ODPOWIETRNIK	KOD WP	POLOZENIE	INDEKS	
CAR MODEL	NUMBER OF SET	PRODUCTION YEAR	BLEEDER SCREW	WP CODE	LOCATION	INDEX	
МОДЕЛЬ АВТОБИЛЯ	НОМЕР НАБОРА	ГОД ВЫПУСКА АВТОБИЛЯ	ШТУЦЕР ПРОКАЧКИ ТОРМОЗОВ	WP КОД	МЕСТО	ИНДЕКС	
							
Volvo 444							
Wszystkie modele All models Все модели	ZWP-8324	59>67	0019P	WP- 2 7 0	PL	115 115 0500	
				WP- 2 8 0	PP	115 115 0950	
				WP- 2 7 0	TL	115 115 0500	
				WP- 3 6 6	TP	115 115 1000	
				0053T	WP- 3 4 4	CC	115 115 2200
Volvo 460							
Wszystkie modele, bez ABS All models, without ABS Все модели, без ABS	ZWP-8319	88>92	0019P	WP- 0 0 5	PL	105 105 0550	
				WP- 4 3 5	PP	105 105 1600	
				0011T	WP- 4 3 6	CL	105 105 4900
				0053T	WP- 0 5 0	CP	105 105 4100
Volvo 460							
Wszystkie modele, z ABS All models, with ABS Все модели, с ABS Nr.012931	ZWP-8320	88>89	0019P	WP- 0 4 5	PL	105 105 0400	
				WP- 0 3 9	PP	105 105 1550	
				WP- 0 2 7	TL	105 105 1250	
				0011T	WP- 0 0 6	TP	105 105 0250
				0053T	WP- 4 3 8	CC	105 105 4450
Volvo 460							
Wszystkie modele, z ABS All models, with ABS Все модели, с ABS Nr.012932>336999	ZWP-8321	90>92	0019P	WP- 0 4 5	PL	105 105 0400	
				WP- 0 4 2	PP	105 105 1700	
				WP- 0 2 7	TL	105 105 1250	
				0011T	WP- 0 0 6	TP	105 105 0250
				0053T	WP- 4 3 8	CC	105 105 4450
Volvo 460							
Wszystkie modele, bez ABS, bez ASR, Nr.337000 All models, without ABS, without ASR, Nr.337000 Все модели, без ABS, без ASR, Nr.337000	ZWP-8322	93>	0019P	WP- 0 4 9	PP	105 105 1900	
				0011T	WP- 7 1 4	CL	105 105 5100
				0053T	WP- 4 3 8	CP	105 105 4450
Volvo 460							
Wszystkie modele, z ABS, z ASR, Nr.337000 All models, with ABS, with ASR, Nr.337000 Все модели, с ABS, с ASR, Nr.337000	ZWP-8322	93>96	0019P	WP- 0 4 9	PP	105 105 1900	
				0011T	WP- 7 1 4	CL	105 105 5100
				0053T	WP- 4 3 8	CP	105 105 4450
Volvo 544							
Wszystkie modele All models Все модели	ZWP-8324	59>67	0019P	WP- 2 7 0	PL	115 115 0500	
				WP- 2 8 0	PP	115 115 0950	
				WP- 2 7 0	TL	115 115 0500	
				0011T	WP- 3 6 6	TP	115 115 1000
				0053T	WP- 3 4 4	CC	115 115 2200
Volvo 740 , 760							
Wszystkie modele, bez ABS All models, without ABS Все модели, без ABS Nr.337719	ZWP-8331	>84	0039P	WP- 0 1 7	PL	105 105 0500	
				WP- 0 1 8	PL	105 105 0650	
				WP- 0 4 2	PP	105 105 1700	
				WP- 0 4 9	PP	105 105 1900	
				WP- 4 3 8	CL	105 105 4450	
				*33	0087T	WP- 4 3 8	CP
Volvo 740 , 760							
Wszystkie modele, bez ABS All models, without ABS Все модели, без ABS Nr.337720	ZWP-8332	84>92	0039P	WP- 0 1 7	PL	105 105 0500	
				WP- 0 1 8	PL	105 105 0650	
				WP- 4 4 0	PP	105 105 2150	
				WP- 4 4 0	PP	105 105 2150	
				WP- 5 3 4	CL	105 105 3750	
				*33	0087T	WP- 4 3 8	CP
Volvo 740 , 760							
Wszystkie modele, bez ABS All models, without ABS Все модели, без ABS Nr.337719	ZWP-8331	>84	0039P	WP- 0 1 7	PL	105 105 0500	
				WP- 0 1 8	PL	105 105 0650	
				WP- 0 4 2	PP	105 105 1700	
				WP- 0 4 9	PP	105 105 1900	
				WP- 4 3 8	CL	105 105 4450	
				*35	0087T	WP- 4 3 8	CP
Volvo 740 , 760							
Wszystkie modele, bez ABS All models, without ABS Все модели, без ABS Nr.337720	ZWP-8334	84>92	0039P	WP- 0 1 7	PL	105 105 0500	
				WP- 0 1 8	PL	105 105 0650	
				WP- 0 4 2	PP	105 105 1700	
				WP- 0 4 9	PP	105 105 1900	
				WP- 5 3 4	CL	105 105 3750	
				*35	0087T	WP- 4 3 8	CP
Volvo 850							
Wszystkie modele, bez Antispin All models, without Antispin Все модели, без Antispin	ZWP-8335	09.91>97	0019P	WP- 3 8 7	PL	105 106 1200	
				WP- 0 4 7	PP	105 105 1500	
				WP- 0 1 8	TL	105 105 0650	
				WP- 0 1 8	TP	105 105 0650	
				WP- 0 1 3	TP	105 105 0900	
				0087T	WP- 4 3 9	CC	104 105 2900
Volvo 850							
Wszystkie modele, z Antispin All models, with Antispin Все модели, с Antispin	ZWP-8335	09.91>97	0019P	WP- 3 8 7	PL	105 106 1200	
				WP- 0 4 7	PP	105 105 1500	
				WP- 0 1 8	TL	105 105 0650	
				WP- 0 1 8	TP	105 105 0650	
				WP- 0 1 3	TP	105 105 0900	
				0087T	WP- 4 3 9	CC	104 105 2900

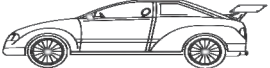





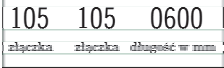
MARKA SAMOCHODU	NUMER ZESTAWU	ROK PRODUKCJI	ODPOWIETRNIK	KOD WP	POLOZENIE	INDEKS
CAR MODEL	NUMBER OF SET	PRODUCTION YEAR	BLEEDER SCREW	WP CODE	LOCATION	INDEX
МОДЕЛЬ АВТОБИЯ	НОМЕР НАБОРА	ГОД ВЫПУСКА АВТОБИЯ	ШТУЦЕР ПРОКАЧКИ ТОРМОЗОВ	WP КОД	МЕСТО	ИНДЕКС
						
Volvo 940						
Wszystkie modele, bez ABS, bez Diesel All models, without ABS, without Diesel Все модели, без ABS, без Diesel	ZWP-8337	91.	0039P	WP- 0 1 7	PL	105 105 0500
				WP- 0 0 9	PL	105 105 0600
				WP- 4 4 0	PP	105 105 2150
				WP- 4 4 0	PP	105 105 2150
				WP- 0 2 9	CL	105 105 3200
			0087T	WP- 0 2 1	CP	105 105 3600
Volvo 940						
Bez B204E, B234F, Turbo, ABS	ZWP-8338	91.	0039P	WP- 0 2 8	PL	105 105 0550
				WP- 0 1 3	PP	105 105 0900
				WP- 1 9 6	TL	105 105 1300
				WP- 0 4 2	TP	105 105 1700
				WP- 5 4 2	SP	104 104 2200
			0087T	WP- 0 4 2	ST	105 105 1700
Volvo 940						
B204E, B234F, ABS bez Turbo without Turbo без Turbo	ZWP-8338	91.	0039P	WP- 0 2 8	PL	105 105 0550
				WP- 0 1 3	PP	105 105 0900
				WP- 1 9 6	TL	105 105 1300
				WP- 0 4 2	TP	105 105 1700
				WP- 5 4 2	SP	104 104 2200
			0087T	WP- 0 4 2	ST	105 105 1700
Volvo 940						
Turdo Diesel bez ABS without ABS без ABS	ZWP-8340	91.	0039P	WP- 3 0 9	PL	104 105 0700
				WP- 0 1 7	PP	105 105 0500
				WP- 0 1 1	PP	105 105 2300
				WP- 1 9 6	TL	105 105 1300
				WP- 0 4 2	TP	105 105 1700
				WP- 4 7 9	SP	104 105 1200
			0087T	WP- 0 4 2	ST	105 105 1700
Volvo 940						
Wszystkie modele, bez ABS All models, without ABS Все модели, без ABS	ZWP-8341	92>96	0039P	WP- 0 1 8	PL	105 105 0650
				WP- 0 0 9	PP	105 105 0600
				WP- 0 4 7	PP	105 105 1500
				WP- 1 9 6	TL	105 105 1300
				WP- 0 4 2	TP	105 105 1700
				WP- 4 9 9	SP	104 105 0650
			0087T	WP- 0 4 2	ST	105 105 1700
Volvo 940						
Wszystkie modele, z ABS, bez Turbo All models, with ABS, without Turbo Все модели, с ABS, без Turbo	ZWP-8341	92>96	0039P	WP- 0 1 8	PL	105 105 0650
				WP- 0 0 9	PP	105 105 0600
				WP- 0 4 7	PP	105 105 1500
				WP- 1 9 6	TL	105 105 1300
				WP- 0 4 2	TP	105 105 1700
				WP- 4 9 9	SP	104 105 0650
			0087T	WP- 0 4 2	ST	105 105 1700
Volvo 940						
Wszystkie modele, z ABS, bez Turbo All models, with ABS, without Turbo Все модели, с ABS, без Turbo	ZWP-8343	92>96	0039P	WP- 0 1 8	PL	105 105 0650
				WP- 0 2 4	PP	105 105 0800
				WP- 5 1 3	PP	104 105 2250
				WP- 1 9 6	TL	105 105 1300
				WP- 0 4 2	TP	105 105 1700
				WP- 3 9 8	SP	104 105 2100
			0087T	WP- 0 4 2	ST	105 105 1700
Volvo 940						
Turbo Diesel z ABS with ABS с ABS	ZWP-8345	92>96	0039P	WP- 2 6 4	PL	104 105 0750
				WP- 0 0 9	PP	105 105 0600
				WP- 0 3 1	PP	105 105 2200
				WP- 1 9 6	TL	105 105 1300
				WP- 0 4 2	TP	105 105 1700
				WP- 2 5 4	SP	104 105 1150
			0087T	WP- 0 4 2	ST	105 105 1700
Volvo 960						
Wszystkie modele, bez ABS All models, without ABS Все модели, без ABS	ZWP-8337	91>	0039P	WP- 0 1 7	PL	105 105 0500
				WP- 0 0 9	PL	105 105 0600
				WP- 4 4 0	PP	105 105 2150
				WP- 4 4 0	PP	105 105 2150
				WP- 0 2 9	CL	105 105 3200
			0087T	WP- 0 2 1	CP	105 105 3600

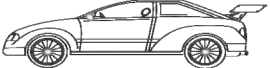





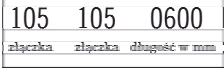
MARKA SAMOCHODU	NUMER ZESTAWU	ROK PRODUKCJI	ODPOWIETRNIK	KOD WP	POLOZENIE	INDEKS
CAR MODEL	NUMBER OF SET	PRODUCTION YEAR	BLEEDER SCREW	WP CODE	LOCATION	INDEX
МОДЕЛЬ АВТОМБИЯ	НОМЕР НАБОРА	ГОД ВЫПУСКА АВТОМБИЯ	ШТУЦЕР ПРКАЧНИ ТОРМОЗОВ	WP КОД	МЕСТО	ИНДЕКС
						
Volvo 960						
Turbo Diesel 4-drzwi z ABS 4-doors with ABS 4-двери с ABS	ZWP-8347	91>	0039P	WP- 3 0 9	PL	104 105 0700
				WP- 0 1 7	PP	105 105 0500
				WP- 4 4 0	PP	105 105 2150
				WP- 0 1 3	TL	105 105 0900
				WP- 3 5 6	TP	105 105 1450
				WP- 4 7 9	SP	104 105 1200
*33			0087T	WP- 0 4 2	ST	105 105 1700
Volvo 960						
Turbo Diesel 5-drzwi z ABS 5-doors with ABS 5-двери с ABS	ZWP-8348	91>	0039P	WP- 3 0 9	PL	104 105 0700
				WP- 0 1 7	PP	105 105 0500
				WP- 4 4 0	PP	105 105 2150
				WP- 1 9 6	TL	105 105 1300
				WP- 0 4 2	TP	105 105 1700
				WP- 4 7 9	SP	104 105 1200
*33			0087T	WP- 0 4 2	ST	105 105 1700
Volvo 960						
V6 24V 4-drzwi 4-doors 4-двери	ZWP-8349	91>	0039P	WP- 0 1 3	PL	105 105 0900
				WP- 5 4 2	PL	104 104 2200
				WP- 0 0 9	PP	105 105 0600
				WP- 0 1 3	TL	105 105 0900
				WP- 3 5 6	TP	105 105 1450
				WP- 5 8 3	SP	104 104 1900
			0087T	WP- 0 4 2	ST	105 105 1700
Volvo 960						
V6 24V 5-drzwi 5-doors 5-двери	ZWP-8350	91>	0039P	WP- 0 1 3	PL	105 105 0900
				WP- 5 4 2	PL	104 104 2200
				WP- 0 0 9	PP	105 105 0600
				WP- 1 9 6	TL	105 105 1300
				WP- 0 4 2	TP	105 105 1700
				WP- 5 8 3	SP	104 104 1900
			0087T	WP- 0 4 2	ST	105 105 1700
Volvo 960						
Wszystkie modele, bez ABS All models, without ABS Все модели, без ABS	ZWP-8341	92>96	0039P	WP- 0 1 8	PL	105 105 0650
				WP- 0 0 9	PP	105 105 0600
				WP- 0 4 7	PP	105 105 1500
				WP- 1 9 6	TL	105 105 1300
				WP- 0 4 2	TP	105 105 1700
				WP- 4 9 9	SP	104 105 0650
2x8" Servo			0087T	WP- 0 4 2	ST	105 105 1700
Volvo 960						
Wszystkie modele, bez ABS All models, without ABS Все модели, без ABS	ZWP-8341	92>96	0039P	WP- 0 1 8	PL	105 105 0650
				WP- 0 0 9	PP	105 105 0600
				WP- 0 4 7	PP	105 105 1500
				WP- 1 9 6	TL	105 105 1300
				WP- 0 4 2	TP	105 105 1700
				WP- 4 9 9	SP	104 105 0650
10" Servo			0087T	WP- 0 4 2	ST	105 105 1700
Volvo 960						
Turbo Diesel 4-drzwi z ABS 4-doors with ABS 4-двери с ABS	ZWP-8353	92>96	0039P	WP- 2 6 4	PL	104 105 0750
				WP- 0 0 9	PP	105 105 0600
				WP- 4 4 0	PP	105 105 2150
				WP- 0 1 3	TL	105 105 0900
				WP- 3 5 6	TP	105 105 1450
				WP- 2 5 4	SP	104 105 1150
*33			0087T	WP- 0 4 2	ST	105 105 1700
Volvo 960						
Turbo Diesel 5-drzwi z ABS 5-doors with ABS 5-двери с ABS	ZWP-8353	92>96	0039P	WP- 2 6 4	PL	104 105 0750
				WP- 0 0 9	PP	105 105 0600
				WP- 4 4 0	PP	105 105 2150
				WP- 0 1 3	TL	105 105 0900
				WP- 3 5 6	TP	105 105 1450
				WP- 2 5 4	SP	104 105 1150
			0087T	WP- 0 4 2	ST	105 105 1700
Volvo 960						
V6 24V 4-drzwi 4-doors 4-двери	ZWP-8355	92>96	0039P	WP- 0 1 8	PL	105 105 0650
				WP- 5 8 4	PL	104 105 2200
				WP- 0 2 4	PP	105 105 0800
				WP- 0 1 3	TL	105 105 0900
				WP- 3 5 6	TP	105 105 1450
				WP- 4 8 4	SP	104 105 2000
*33			0087T	WP- 0 4 2	ST	105 105 1700
Volvo 960						
V6 24V 5-drzwi 5-doors 5-двери	ZWP-8356	92>96	0039P	WP- 0 1 8	PL	105 105 0650
				WP- 5 8 4	PL	104 105 2200
				WP- 0 2 4	PP	105 105 0800
				WP- 1 9 6	TL	105 105 1300
				WP- 0 4 2	TP	105 105 1700
				WP- 4 8 4	SP	104 105 2000
			0087T	WP- 0 4 2	ST	105 105 1700

MARKA SAMOCHODU	NUMER ZESTAWU	ROK PRODUKCJI	ODPOWIETRNIK	KOD WP	POLOZENIE	INDEKS
CAR MODEL	NUMBER OF SET	PRODUCTION YEAR	BLEEDER SCREW	WP CODE	LOCATION	INDEX
МОДЕЛЬ АВТОБИЯ	НОМЕР НАБОРА	ГОД ВЫПУСКА АВТОБИЯ	ШТУЦЕР ПРОКАЧКИ ТОРМОЗОВ	WP КОД	МЕСТО	ИНДЕКС
						
Volvo S40						
Wszystkie modele All models Все модели	ZWP-8357	96>12.03	0010P	WP- 4 0 4	PL	105 105 2550
				WP- 2 5 2	PP	105 105 1050
				WP- 7 0 9	CL	105 105 3150
				WP- 0 2 5	CP	105 105 4300
				WP- 0 0 4	POM-ABS	105 105 3100
				WP- 4 4 0	POM-ABS	105 105 2150
				0100T	WP- 4 4 0	TL
	0053T	WP- 0 4 9	TP	105 105 1900		
Volvo S70						
Wszystkie modele, 2WD All models, 2WD Все модели, 2WD	ZWP-8358	97>98	0120P	WP- 2 5 4	PL	104 105 1150
				WP- 0 4 7	PP	105 105 1500
				WP- 0 1 8	TL	105 105 0650
				WP- 0 1 8	TP	105 105 0650
				WP- 0 1 3	TP	105 105 0900
				WP- 5 8 7	CC	104 105 2950
				WP- 0 4 5	POM-ABS	105 105 0400
	0087T	WP- 0 0 5	POM-ABS	105 105 0450		
Volvo S70						
Wszystkie modele, 2WD All models, 2WD Все модели, 2WD	ZWP-8359	99>00	0120P	WP- 2 5 4	PL	104 105 1150
				WP- 0 4 7	PP	105 105 1500
				WP- 0 1 3	TP	105 105 0900
				WP- 5 8 7	SPL	104 105 2950
				WP- 0 1 6	SPP	105 105 2900
				WP- 0 1 8	STL	105 105 0650
				0087T	WP- 0 3 3	STP
Volvo V40						
Wszystkie modele All models Все модели	ZWP-8357	96>	0010P	WP- 4 0 4	PL	105 105 2550
				WP- 2 5 2	PP	105 105 1050
				WP- 7 0 9	CL	105 105 3150
				WP- 0 2 5	CP	105 105 4300
				WP- 0 0 4	POM-ABS	105 105 3100
				WP- 4 4 0	POM-ABS	105 105 2150
				0053T	WP- 4 4 0	TL
		WP- 0 4 9	TP	105 105 1900		
Volvo V50						
Wszystkie modele All models Все модели	ZWP-8364	04.04>		WP- 1 7 3 8	PL	104 105 X0600
				WP- 1 7 4 7	PP	105 105x 1650
				WP- 1 8 7 5	CL	105x 106 2400
				WP- 1 7 3 5	CP	106 106 2700
				WP- 1 8 8 2	TL	104 105 X0750
				WP- 9 2 2	TP	105 105x 0600
					WP- 0 1 3	TP
Volvo V70						
Wszystkie modele, 2WD All models, 2WD Все модели, 2WD	ZWP-8358	97>98	0019P	WP- 2 5 4	PL	104 105 1150
				WP- 0 4 7	PP	105 105 1500
				WP- 0 1 8	TL	105 105 0650
				WP- 0 1 8	TP	105 105 0650
				WP- 0 1 3	TP	105 105 0900
				WP- 5 8 7	CC	104 105 2950
				WP- 0 4 5	POM-ABS	105 105 0400
	0087T	WP- 0 0 5	POM-ABS	105 105 0450		
Volvo V70						
Wszystkie modele, 2WD All models, 2WD Все модели, 2WD	ZWP-8359	99>	0019P	WP- 2 5 4	PL	104 105 1150
				WP- 0 4 7	PP	105 105 1500
				WP- 0 1 3	TP	105 105 0900
				WP- 5 8 7	SPL	104 105 2950
				WP- 0 1 6	SPP	105 105 2900
				WP- 0 1 8	STL	105 105 0650
				0087P	WP- 0 3 3	STP
Volvo V70 II						
Wszystkie modele All models Все модели	ZWP-8363	05.00>		WP- 0 2 4	PL	105 105 0800
				WP- 4 4 0	PP	105 105 2150
				WP- 4 4 0	CL	105 105 2150
				WP- 0 1 1	CP	105 105 2300
				WP- 0 0 3	TL	105 105 1400
					WP- 4 8 2	TP
VW 1200 , 1300						
Wszystkie modele All models Все модели	ZWP-8401	67>70	0033P	WP- 0 0 6	PL	105 105 0250
				WP- 0 0 9	PP	105 105 0600
				WP- 0 4 3	TL	105 105 0200
				WP- 0 1 8	TP	105 105 0650
				WP- 0 4 1	ZTL	105 105 0350
				WP- 0 4 1	ZTP	105 105 0350
*02			0033T	WP- 0 3 1	CC	105 105 2200

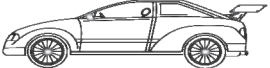





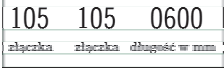
MARKA SAMOCHODU	NUMER ZESTAWU	ROK PRODUKCJI	ODPOWIETRNIK	KOD WP	POLOZENIE	INDEKS
CAR MODEL	NUMBER OF SET	PRODUCTION YEAR	BLEEDER SCREW	WP CODE	LOCATION	INDEX
МОДЕЛЬ АВТОМБИЯ	НОМЕР НАБОРА	ГОД ВЫПУСКА АВТОМБИЯ	ШТУЦЕР ПРОКАЧКИ ТОРМОЗОВ	WP КОД	МЕСТО	ИНДЕКС
						
VW 1200 , 1300						
Wszystkie modele All models Все модели	ZWP-8402	71>79	0033P	WP- 0 0 1	PL	105 105 0300
				WP- 0 2 4	PP	105 105 0800
				WP- 0 4 3	TL	105 105 0200
				WP- 0 1 8	TP	105 105 0650
				WP- 0 4 1	ZTL	105 105 0350
				WP- 0 4 1	ZTP	105 105 0350
			0033T	WP- 0 3 1	CC	105 105 2200
VW 1302 , 1303						
Wszystkie modele All models Все модели	ZWP-8403	>75	0033P	WP- 0 0 1	ZPL	105 105 0300
				WP- 0 0 1	ZPP	105 105 0300
				WP- 0 0 1	PL	105 105 0300
				WP- 0 2 4	PP	105 105 0800
				WP- 0 0 9	TP	105 105 0600
				WP- 0 0 5	ZTL	105 105 0450
				WP- 0 0 5	ZTP	105 105 0450
			0033T	WP- 0 3 1	CC	105 105 2200
VW Bora						
z ABS, do nr.1W 268 708 with ABS, to no.1W 268 708 с ABS, к нет.1W 268 708	ZWP-8497	10.98>01	0086P	WP- 4 9 9	PL	104 105 0650
				WP- 501	PP	104 105 0900
					TL	N/A
					TP	N/A
				WP- 5 8 5	CL	104 105 2650
			0086T	WP- 3 0 8	CP	104 105 3700
VW Bora						
z ABS, do nr. 1W 268 709 with ABS, to no. 1W 268 709 с ABS, к нет. 1W 268 709	ZWP-8498	10.98>01	0086P	WP- 4 4 1	PL	104 105 0500
				WP- 4 3 5	PP	105 105 1600
					TL	N/A
					TP	N/A
				WP- 5 8 5	CL	104 105 2650
			0068T	WP- 0 3 0	CP	105 105 3700
VW Caddy						
	ZWP-8404	83>93	0086P	WP- 0 2 8	PL	105 105 0550
				WP- 0 3 9	PP	105 105 1550
				WP- 0 2 4	TL	105 105 0800
				WP- 0 1 3	TP	105 105 0900
				WP- 0 4 8	SPL	105 105 2500
				WP- 1 6 7	SPP	105 105 2600
				WP- 0 0 3	STL	105 105 1400
			0013T	WP- 0 1 2	STP	105 105 1650
VW Caddy						
	ZWP-8405	83>93	0086P	WP- 0 2 8	PL	105 105 0550
				WP- 0 3 9	PP	105 105 1550
				WP- 0 2 4	TL	105 105 0800
				WP- 0 1 3	TP	105 105 0900
				WP- 0 2 1	SPL	105 105 3600
				WP- 0 2 1	SPP	105 105 3600
				WP- 1 1 7	STL	105 105 0750
			0013T	WP- 0 1 3	STP	105 105 0900
VW Derby						
Wszystkie modele All models Все модели	ZWP-8406	75>08.81	0086P	WP- 0 0 5	PL	105 105 0450
				WP- 0 0 3	PP	105 105 1400
				WP- 0 0 1	TL	105 105 0300
				WP- 0 0 1	TP	105 105 0300
				WP- 0 0 8	CL	105 105 3000
			0033T	WP- 0 0 7	CP	105 105 3900
VW Derby						
Wszystkie modele All models Все модели	ZWP-8407	75>08.81	0086P	WP- 0 0 9	PL	105 105 0600
				WP- 0 1 0	PP	105 105 1850
				WP- 0 0 1	TL	105 105 0300
				WP- 0 0 1	TP	105 105 0300
				WP- 0 0 4	CL	105 105 3100
			0033T	WP- 0 0 7	CP	105 105 3900
VW Derby						
Wszystkie modele All models Все модели Nr.867 2376 929	ZWP-8408	11.76>08.81	0086P	WP- 0 0 5	PL	105 105 0450
				WP- 0 0 3	PP	105 105 1400
				WP- 1 1 7	TL	105 105 0750
				WP- 0 2 2	TP	105 105 1350
				WP- 0 0 1	ZTL	105 105 0300
				WP- 0 0 1	ZTP	105 105 0300
				WP- 3 9 0	CL	105 105 2250
			0033T	WP- 0 4 8	CP	105 105 2500
VW Derby						
Wszystkie modele All models Все модели Nr.867 2376 929	ZWP-8409	11.76>08.81	0086P	WP- 0 0 9	PL	105 105 0600
				WP- 0 1 0	PP	105 105 1850
				WP- 1 1 7	TL	105 105 0750
				WP- 0 2 2	TP	105 105 1350
				WP- 0 0 1	ZTL	105 105 0300
				WP- 0 0 1	ZTP	105 105 0300
				WP- 0 1 4	CL	105 105 2400
			0033T	WP- 1 6 7	CP	105 105 2600

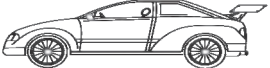





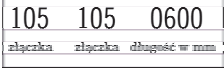
MARKA SAMOCHODU	NUMER ZESTAWU	ROK PRODUKCJI	ODPOWIETRNIK	KOD WP	POLOZENIE	INDEKS
CAR MODEL	NUMBER OF SET	PRODUCTION YEAR	BLEEDER SCREW	WP CODE	LOCATION	INDEX
МОДЕЛЬ АВТОМБИЯ	НОМЕР НАБОРА	ГОД ВЫПУСКА АВТОМБИЯ	ШТУЦЕР ПРОКАЧКИ ТОРМОЗОВ	WP КОД	МЕСТО	ИНДЕКС
						
VW Derby						
Wszystkie modele All models Все модели	ZWP-8410	09.81>07.84	0086P	WP- 0 1 7	PL	105 105 0500
				WP- 0 1 0	PP	105 105 1850
				WP- 0 0 1	ZTL	105 105 0300
				WP- 0 0 1	ZTP	105 105 0300
				WP- 0 0 8	CL	105 105 3000
*71				WP- 0 3 0	CP	105 105 3700
VW Derby						
Wszystkie modele All models Все модели	ZWP-8411	09.81>07.84	0086P	WP- 0 0 9	PL	105 105 0600
				WP- 0 1 0	PP	105 105 1850
				WP- 0 0 1	ZTL	105 105 0300
				WP- 0 0 1	ZTP	105 105 0300
				WP- 0 0 4	CL	105 105 3100
*72 *73				WP- 5 7 1	CP	105 105 3850
VW Derby						
Wszystkie modele All models Все модели	ZWP-8412	09.81>07.84	0086P	WP- 0 0 9	PL	105 105 0600
				WP- 0 1 0	PP	105 105 1850
				WP- 0 2 4	TL	105 105 0800
				WP- 0 0 3	TP	105 105 1400
				WP- 0 0 1	ZTL	105 105 0300
				WP- 0 0 1	ZTP	105 105 0300
				WP- 0 1 4	CL	105 105 2400
*72 *74				WP- 1 6 7	CP	105 105 2600
VW Derby						
Wszystkie modele All models Все модели	ZWP-8413	08.84>07.90	0086P	WP- 0 0 9	PL	105 105 0600
				WP- 0 1 0	PP	105 105 1850
				WP- 0 1 3	TL	105 105 0900
				WP- 0 3 9	TP	105 105 1550
				WP- 0 0 1	ZTL	105 105 0300
				WP- 0 0 1	ZTP	105 105 0300
				WP- 0 1 4	CL	105 105 2400
*72 *74				WP- 0 4 8	CP	105 105 2500
VW Golf						
	ZWP-8414	>07.75	0086P	WP- 0 0 6	ZPL	105 105 0250
				WP- 0 0 6	ZPP	105 105 0250
				WP- 0 2 8	PL	105 105 0550
				WP- 0 2 7	PP	105 105 1250
				WP- 0 2 8	TL	105 105 0550
				WP- 0 2 8	TP	105 105 0550
				WP- 0 1 1	CL	105 105 2300
*68 *73				WP- 0 3 2	CP	105 105 2800
VW Golf I						
Wszystkie modele All models Все модели Nr.17A0011705	ZWP-8415	>07.79	0086P	WP- 0 0 9	PL	105 105 0600
				WP- 0 3 4	PP	105 105 1200
				WP- 0 2 8	TL	105 105 0550
				WP- 0 2 8	TP	105 105 0550
				WP- 0 1 1	CL	105 105 2300
*71 *73				WP- 0 3 2	CP	105 105 2800
VW Golf I						
Wszystkie modele All models Все модели Nr.17A0011705	ZWP-8416	>07.79	0086P	WP- 0 1 7	PL	105 105 0500
				WP- 0 0 3	PP	105 105 1400
				WP- 0 0 6	TL	105 105 0250
				WP- 0 3 9	TP	105 105 1550
				WP- 0 2 8	ZTL	105 105 0550
				WP- 0 2 8	ZTP	105 105 0550
				WP- 0 1 1	SPL	105 105 2300
				WP- 0 3 9	SPP	105 105 1550
				WP- 4 2 8	STL	105 105 2050
*72 *74				WP- 0 1 2	STP	105 105 1650
VW Golf I						
Wszystkie modele All models Все модели Nr.17A0011705	ZWP-8417	>07.79	0086P	WP- 0 1 7	PL	105 105 0500
				WP- 0 0 3	PP	105 105 1400
				WP- 0 2 8	TL	105 105 0550
				WP- 0 2 8	TP	105 105 0550
				WP- 0 1 1	CL	105 105 2300
*72 *73				WP- 0 3 2	CP	105 105 2800
VW Golf I						
Wszystkie modele All models Все модели Nr.17A0011706>1*-B-750000	ZWP-8418	08.79>07.81	0086P	WP- 0 0 9	PL	105 105 0600
				WP- 0 2 7	PP	105 105 1250
				WP- 0 2 8	TL	105 105 0550
				WP- 0 2 8	TP	105 105 0550
				WP- 0 4 8	CL	105 105 2500
*71 *73				WP- 0 2 1	CP	105 105 3600

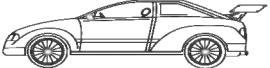





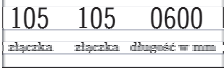
MARKA SAMOCHODU	NUMER ZESTAWU	ROK PRODUKCJI	ODPOWIETRNIK	KOD WP	POLOZENIE	INDEKS	
CAR MODEL	NUMBER OF SET	PRODUCTION YEAR	BLEEDER SCREW	WP CODE	LOCATION	INDEX	
МОДЕЛЬ АВТОБИЛЯ	НОМЕР НАБОРА	ГОД ВЫПУСКА АВТОБИЛЯ	ШТУЦЕР ПРОКАЧКИ ТОРМОЗОВ	WP КОД	МЕСТО	ИНДЕКС	
							
VW Golf I							
Wszystkie modele All models Все модели Nr.17A0011706>16-D-641909 *72 *74	ZWP-8419	08.79>07.83	0086P	WP- 00 5	PL	105 105 0450	
				WP- 00 3	PP	105 105 1400	
				WP- 00 6	TL	105 105 0250	
				WP- 03 9	TP	105 105 1550	
				WP- 02 8	ZTL	105 105 0550	
				WP- 02 8	ZTP	105 105 0550	
				WP- 00 6	SPL	105 105 0250	
				WP- 04 1	SPP	105 105 0350	
				WP- 39 0	STL	105 105 2250	
				0033T	WP- 04 8	STP	105 105 2500
VW Golf I							
Wszystkie modele All models Все модели Nr.17A0011706>16-D-641909 *72 *73	ZWP-8420	08.79>07.83	0086P	WP- 00 5	PL	105 105 0450	
				WP- 00 3	PP	105 105 1400	
				WP- 02 8	TL	105 105 0550	
				WP- 02 8	TP	105 105 0550	
				0033T	WP- 04 8	CL	105 105 2500
				0013T	WP- 02 1	CP	105 105 3600
VW Golf II							
Wszystkie modele, bez ABS All models, without ABS Все модели, без ABS Nr.19-E-300001>1B300000 *72 *73	ZWP-8421	08.83>07.90	0086P	WP- 00 9	PL	105 105 0600	
				WP- 19 6	PP	105 105 1300	
				WP- 01 8	ZTL	105 105 0650	
				WP- 01 8	ZTP	105 105 0650	
				0033T	WP- 04 8	CL	105 105 2500
				0033T	WP- 04 6	CP	105 105 3500
VW Golf II							
Wszystkie modele, bez ABS All models, without ABS Все модели, без ABS Nr.19-E-300001>1G-NW300000 *72 *74	ZWP-8422	08.83>07.92	0086P	WP- 00 9	PL	105 105 0600	
				WP- 19 6	PP	105 105 1300	
				WP- 00 5	TL	105 105 0450	
				WP- 19 6	TP	105 105 1300	
				WP- 01 8	ZTL	105 105 0650	
				WP- 01 8	ZTP	105 105 0650	
				0033T	WP- 5 5 9	CL	105 105 2350
				0033T	WP- 7 0 6	CP	105 105 2450
VW Golf II							
Wszystkie modele, z ABS All models, with ABS Все модели, с ABS Nr.19H-000001>19JB-200000	ZWP-8423	08.86>07.88	0086P	WP- 00 9	PL	105 105 0600	
				WP- 04 7	PP	105 105 1500	
				WP- 04 5	TL	105 105 0400	
				WP- 19 6	TP	105 105 1300	
				WP- 02 8	ZTL	105 105 0550	
				WP- 02 8	ZTP	105 105 0550	
				0033T	WP- 00 1	SP	105 105 0300
				0033T	WP- 01 4	ST	105 105 2400
VW Golf II							
Wszystkie modele, z ABS All models, with ABS Все модели, с ABS Nr.1G-KB000001>1G-KB200000	ZWP-8424	0.88>07.89	0086P	WP- 02 8	PL	105 105 0550	
				WP- 04 7	PP	105 105 1500	
				WP- 04 5	TL	105 105 0400	
				WP- 02 7	TP	105 105 1250	
				WP- 01 7	ZTL	105 105 0500	
				WP- 01 7	ZTP	105 105 0500	
				0033T	WP- 00 1	SP	105 105 0300
				0033T	WP- 01 4	ST	105 105 2400
VW Golf II							
Wszystkie modele, z ABS All models, with ABS Все модели, с ABS Nr.1G-LB-000001>1G-NB-300000 *66	ZWP-8425	08.89>07.92	0086P	WP- 02 8	PL	105 105 0550	
				WP- 03 9	PP	105 105 1550	
				WP- 04 5	TL	105 105 0400	
				WP- 02 2	TP	105 105 1350	
				WP- 00 9	ZTL	105 105 0600	
				WP- 00 9	ZTP	105 105 0600	
				0013T	WP- 04 1	SP	105 105 0350
				0019T	WP- 01 4	ST	105 105 2400
				VW Golf II			
Wszystkie modele, z ABS All models, with ABS Все модели, с ABS Nr.1G-LB-000001>1G-NB-300000 *66	ZWP-8426	08.89>07.92	0086P	WP- 02 8	PL	105 105 0550	
				WP- 03 9	PP	105 105 1550	
				WP- 04 5	TL	105 105 0400	
				WP- 02 2	TP	105 105 1350	
				WP- 01 7	ZTL	105 105 0500	
				WP- 01 7	ZTP	105 105 0500	
				0013T	WP- 00 1	SP	105 105 0300
				0019T	WP- 01 4	ST	105 105 2400
				VW Golf III			
2-drzwi, bez ABS 2-doors, without ABS 2-двери, без ABS Variant, Nr.1H-N-000001>1H-VD500000, 1H-VE600000 *66 *73	ZWP-8427	11.91>07.97	0086P	WP- 00 5	PL	105 105 0450	
				WP- 02 2	PP	105 105 1350	
				WP- 02 4	TL	105 105 0800	
				WP- 01 3	TP	105 105 0900	
				0019T	WP- 7 0 7	CL	105 105 2650
				0019T	WP- 5 3 4	CP	105 105 3750

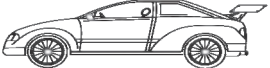





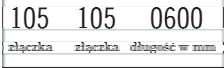
MARKA SAMOCHODU	NUMER ZESTAWU	ROK PRODUKCJI	ODPOWIETRNIK	KOD WP	POLOZENIE	INDEKS
CAR MODEL	NUMBER OF SET	PRODUCTION YEAR	BLEEDER SCREW	WP CODE	LOCATION	INDEX
МОДЕЛЬ АВТОМБИЛЯ	НОМЕР НАБОРА	ГОД ВЫПУСКА АВТОМБИЛЯ	ШТУЦЕР ПРОКАЧКИ ТОРМОЗОВ	WP КОД	МЕСТО	ИНДЕКС
						
VW Golf III						
2-drzwi, z ABS 2-doors, with ABS 2-двери, с ABS Variant, Nr.1H-N-000001>1H-VD500000, 1H-VW-600000 *66 *74	ZWP-8428	11.91>07.97	0086P 0019T	WP- 0 0 5 WP- 0 2 2 WP- 0 2 4 WP- 0 1 3 WP- 7 0 7 WP- 5 3 3	PL PP TL TP CL CP	105 105 0450 105 105 1350 105 105 0800 105 105 0900 105 105 2650 105 105 2750
VW Golf III						
2-drzwi, bez ABS 2-doors, without ABS 2-двери, без ABS Variant, Nr.1H-N-000001>1H-VD500000, 1H-VW600000 *67 *74	ZWP-8429	11.91>07.97	0086P 0019T	WP- 0 0 5 WP- 0 2 2 WP- 0 1 8 WP- 0 2 4 WP- 7 0 7 WP- 5 3 3	PL PP TL TP CL CP	105 105 0450 105 105 1350 105 105 0650 105 105 0800 105 105 2650 105 105 2750
VW Golf III						
Wszystkie modele z ABS Nr.1H-N-000001>1H-RW99000 1H-RB200000, 1H-RP990000	ZWP-8430	11.91>06.94	0086P 0019T	WP- 0 4 5 WP- 0 2 2 WP- 0 2 4 WP- 0 1 3 WP- 7 0 7 WP- 0 1 5	PL PP TL TP CL CP	105 105 0400 105 105 1350 105 105 0800 105 105 0900 105 105 2650 105 105 2700
VW Golf III						
Wszystkie modele, z ABS All models, with ABS Все модели, с ABS Nr.1H-N-000001>1H-RW990000 1H-RB200000, 1H-RP990000	ZWP-8431	11.91>06.94	0086P 0019T	WP- 0 4 5 WP- 0 2 2 WP- 0 1 8 WP- 0 2 4 WP- 7 0 7 WP- 7 0 7	PL PP TL TP CL CP	105 105 0400 105 105 1350 105 105 0650 105 105 0800 105 105 2650 105 105 2650
VW Golf IV						
Wszystkie modele, z ABS, do nr. 1W 268 708 All models, with ABS, to no. 1W 268 708 Все модели, с ABS, к нет. 1W 268 708	ZWP-8499	08.97>01	0019P 0086T	WP- 4 9 9 WP- 0 1 3 WP- 5 8 5 WP- 0 3 0	PL PP TL TP CL CP	104 105 0650 105 105 0900 N/A N/A 104 105 2650 105 105 3700
VW Golf IV						
Wszystkie modele, z ABS, do nr. 1W 268 708 All models, with ABS, to no. 1W 268 708 Все модели, с ABS, к нет. 1W 268 708	ZWP-8498	01>09.03	0019P 0086T	WP- 4 4 1 WP- 4 3 5 WP- 5 8 5 WP- 0 3 0	PL PP TL TP CL CP	104 105 0500 105 105 1600 N/A N/A 104 105 2650 105 105 3700
VW Jetta						
Wszystkie modele All models Все модели Nr.16A0000001>1*-B-750000 *71 *73	ZWP-8418	08.79>07.81	0086P 0033T	WP- 0 0 9 WP- 0 2 7 WP- 0 2 8 WP- 0 2 8 WP- 0 4 8 WP- 0 2 1	PL PP TL TP CL CP	105 105 0600 105 105 1250 105 105 0550 105 105 0550 105 105 2500 105 105 3600
VW Jetta						
Wszystkie modele All models Все модели Nr.16A0000001>16-D-641909 *72 *73	ZWP-8420	08.79>07.83	0086P 0033T	WP- 0 0 5 WP- 0 0 3 WP- 0 2 8 WP- 0 2 8 WP- 0 4 8 WP- 0 2 1	PL PP TL TP CL CP	105 105 0450 105 105 1400 105 105 0550 105 105 0550 105 105 2500 105 105 3600
VW Jetta						
Wszystkie modele All models Все модели Nr.16A0000001>16-D-641909 *72 *74	ZWP-8419	08.79>07.83	0086P 0033T	WP- 0 0 5 WP- 0 0 3 WP- 0 0 6 WP- 0 3 9 WP- 0 2 8 WP- 0 2 8 WP- 0 0 6 WP- 0 4 1 WP- 3 9 0 WP- 0 4 8	PL PP TL TP ZTL ZTP SPL SPP STL STP	105 105 0450 105 105 1400 105 105 0250 105 105 1550 105 105 0550 105 105 0550 105 105 0250 105 105 0350 105 105 2250 105 105 2500
VW Jetta						
Wszystkie modele, bez ABS All models, without ABS Все модели, без ABS Nr.16-E-010001>1G-LW990000 *72 *73	ZWP-8421	08.83>07.90	0086P 0033T	WP- 0 0 9 WP- 1 9 6 WP- 0 1 8 WP- 0 1 8 WP- 0 4 8 WP- 0 4 6	PL PP ZTL ZTP CL CP	105 105 0600 105 105 1300 105 105 0650 105 105 0650 105 105 2500 105 105 3500

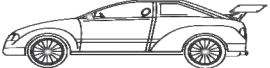





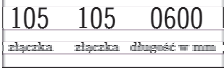
MARKA SAMOCHODU	NUMER ZESTAWU	ROK PRODUKCJI	ODPOWIETRNIK	KOD WP	POLOZENIE	INDEKS
CAR MODEL	NUMBER OF SET	PRODUCTION YEAR	BLEEDER SCREW	WP CODE	LOCATION	INDEX
МОДЕЛЬ АВТОБИЯ	НОМЕР НАБОРА	ГОД ВЫПУСКА АВТОБИЯ	ШТУЦЕР ПРОКАЧКИ ТОРМОЗОВ	WP КОД	МЕСТО	ИНДЕКС
						
VW Jetta						
Wszystkie modele, bez ABS All models, without ABS Все модели, без ABS Nr.16-E-010001>1G-NW300000	ZWP-8422	0.83>07.92	0086P	WP- 0 0 9	PL	105 105 0600
				WP- 1 9 6	PP	105 105 1300
				WP- 0 0 5	TL	105 105 0450
				WP- 1 9 6	TP	105 105 1300
				WP- 0 1 8	ZTL	105 105 0650
				WP- 0 1 8	ZTP	105 105 0650
				WP- 5 5 9	CL	105 105 2350
*72			0033T	WP- 7 0 6	CP	105 105 2450
*74						
VW Jetta						
Wszystkie modele, z ABS All models, with ABS Все модели, с ABS Nr.16H-000001>1G-JW-990000	ZWP-8423	08.86>07.88	0086P	WP- 0 0 9	PL	105 105 0600
				WP- 0 4 7	PP	105 105 1500
				WP- 0 4 5	TL	105 105 0400
				WP- 1 9 6	TP	105 105 1300
				WP- 0 2 8	ZTL	105 105 0550
				WP- 0 2 8	ZTP	105 105 0550
				WP- 0 0 1	SP	105 105 0300
			0033T	WP- 0 1 4	ST	105 105 2400
VW Jetta						
Wszystkie modele, z ABS All models, with ABS Все модели, с ABS Nr.1G-KW-000001>1G-KW-200000	ZWP-8424	08.88>07.89	0086P	WP- 0 2 8	PL	105 105 0550
				WP- 0 4 7	PP	105 105 1500
				WP- 0 4 5	TL	105 105 0400
				WP- 0 2 7	TP	105 105 1250
				WP- 0 1 7	ZTL	105 105 0500
				WP- 0 1 7	ZTP	105 105 0500
				WP- 0 0 1	SP	105 105 0300
			0033T	WP- 0 1 4	ST	105 105 2400
VW Jetta						
Wszystkie modele, z ABS All models, with ABS Все модели, с ABS Nr.1G-LW-000001>1G-NW-300000	ZWP-8425	08.89>07.92	0086P	WP- 0 2 8	PL	105 105 0550
				WP- 0 3 9	PP	105 105 1550
				WP- 0 4 5	TL	105 105 0400
				WP- 0 2 2	TP	105 105 1350
				WP- 0 0 9	ZTL	105 105 0600
				WP- 0 0 9	ZTP	105 105 0600
				WP- 0 4 1	SP	105 105 0350
*66			0033T	WP- 0 1 4	ST	105 105 2400
VW Jetta						
Wszystkie modele, z ABS All models, with ABS Все модели, с ABS Nr.1G-LW-000001>1G-NW-300000	ZWP-8426	08.89>07.92	0086P	WP- 0 2 8	PL	105 105 0550
				WP- 0 3 9	PP	105 105 1550
				WP- 0 4 5	TL	105 105 0400
				WP- 0 2 2	TP	105 105 1350
				WP- 0 1 7	ZTL	105 105 0500
				WP- 0 1 7	ZTP	105 105 0500
				WP- 0 0 1	SP	105 105 0300
*67			0033T	WP- 0 1 4	ST	105 105 2400
VW Lupo						
Wszystkie modele All models Все модели	ZWP-8441	99>	0086P	WP- 0 0 9	PL	105 105 0600
				WP- 0 3 5	PP	105 105 1100
				WP- 0 1 8	TL	105 105 0650
				WP- 0 2 4	TP	105 105 0800
				WP- 7 0 6	CL	105 105 2450
*66			0033T	WP- 0 4 8	CP	105 105 2500
VW LT						
28, 31	ZWP-8442	75>96	0087P	WP- 0 4 3	ZPL	105 105 0200
				WP- 0 4 3	ZPP	105 105 0200
				WP- 0 0 1	PL	105 105 0300
				WP- 2 5 2	PP	105 105 1050
				WP- 0 1 8	TL	105 105 0650
				WP- 1 9 6	TP	105 105 1300
				WP- 0 0 9	SPL	105 105 0600
				WP- 1 1 7	SPP	105 105 0750
				WP- 0 2 1	STL	105 105 3600
VW LT						
35 rozstaw osi 2500 mm wheel base 2500 mm колесная база 2500 мм	ZWP-8443	75>96	0087P	WP- 0 4 3	ZPL	105 105 0200
				WP- 0 4 3	ZPP	105 105 0200
				WP- 0 0 1	PL	105 105 0300
				WP- 2 5 2	PP	105 105 1050
				WP- 0 0 5	TL	105 105 0450
				WP- 1 1 5	TP	105 105 1150
				WP- 0 0 9	SPL	105 105 0600
				WP- 1 1 7	SPP	105 105 0750
				WP- 0 3 0	STL	105 105 3700

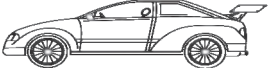





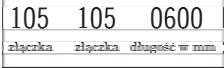
MARKA SAMOCHODU	NUMER ZESTAWU	ROK PRODUKCJI	ODPOWIETRNIK	KOD WP	POLOZENIE	INDEKS				
CAR MODEL	NUMBER OF SET	PRODUCTION YEAR	BLEEDER SCREW	WP CODE	LOCATION	INDEX				
МОДЕЛЬ АВТОМБИЛЯ	НОМЕР НАБОРА	ГОД ВЫПУСКА АВТОМБИЛЯ	ШТУЦЕР ПРОКАЧКИ ТОРМОЗОВ	WP КОД	МЕСТО	ИНДЕКС				
										
VW LT										
35 rozstaw osi 2950 mm wheel base 2950 mm колесная база 2950 мм	ZWP-8444	75>96	0087P	WP- 0 4 3	ZPL	105 105 0200				
				WP- 0 4 3	ZPP	105 105 0200				
				WP- 0 0 1	PL	105 105 0300				
				WP- 2 5 2	PP	105 105 1050				
				WP- 0 0 5	TL	105 105 0450				
				WP- 1 1 5	TP	105 105 1150				
				WP- 0 0 9	SPL	105 105 0600				
				WP- 1 1 7	SPP	105 105 0750				
				WP- 0 5 0	STL	105 105 4100				
			0033T	WP- 0 1 6	STP	105 105 2900				
VW Lupo										
Wszystkie modele All models Все модели	ZWP-8441	99>12.05		WP- 0 0 9	PL	105 105 0600				
				WP- 0 3 5	PP	105 105 1100				
				WP- 7 0 6	CL	105 105 2450				
				WP- 0 4 8	CP	105 105 2500				
				WP- 0 1 8	TL	105 105 0650				
				WP- 0 2 4	TP	105 105 0800				
VW Passat										
Wszystkie modele All models Все модели	ZWP-8445	10.74>07.77	0086P	WP- 0 0 9	PL	105 105 0600				
				WP- 0 1 3	PP	105 105 0900				
				WP- 0 1 7	TL	105 105 0500				
				WP- 0 1 7	TP	105 105 0500				
				WP- 0 1 5	CL	105 105 2700				
			0013T	WP- 4 3 2	CP	105 105 3250				
			0033T							
VW Passat										
Wszystkie modele All models Все модели	ZWP-8446	10.74>07.77	0086P	WP- 1 1 7	PL	105 105 0750				
				WP- 0 1 9	PP	105 105 1000				
				WP- 0 1 7	TL	105 105 0500				
				WP- 0 1 7	TP	105 105 0500				
				WP- 7 0 8	CL	105 105 2850				
			0013T	WP- 0 2 0	CP	105 105 3400				
			0033T							
VW Passat										
Wszystkie modele All models Все модели	ZWP-8447	10.74>07.77	0086P	WP- 1 1 7	PL	105 105 0750				
				WP- 2 5 2	PP	105 105 1050				
				WP- 0 1 3	TL	105 105 0900				
				WP- 0 2 3	TP	105 105 1800				
				WP- 0 1 7	ZTL	105 105 0500				
				WP- 0 1 7	ZTP	105 105 0500				
				WP- 0 0 7	CL	105 105 3900				
							0033T	WP- 0 2 0	CP	105 105 3400
							0013T			
VW Passat										
Limousine bez Aut.	ZWP-8448	08.77>07.84	0086P	WP- 0 2 4	PL	105 105 0800				
				WP- 0 3 5	PP	105 105 1100				
				WP- 0 0 9	ZTL	105 105 0600				
				WP- 0 0 9	ZTP	105 105 0600				
				WP- 5 3 3	CL	105 105 2750				
				WP- 3 5 8	CP	105 105 4000				
			0033T							
			0013T							
VW Passat										
Limousine , Variant , Automatic	ZWP-8449	08.77>03.88	0086P	WP- 0 2 4	PL	105 105 0800				
				WP- 0 3 5	PP	105 105 1100				
				WP- 0 1 7	TL	105 105 0500				
				WP- 1 9 6	TP	105 105 1300				
				WP- 0 1 8	ZTL	105 105 0650				
				WP- 0 1 8	ZTP	105 105 0650				
				WP- 4 0 4	CL	105 105 2550				
							0033T	WP- 0 1 5	CP	105 105 2700
VW Passat										
Limousine	ZWP-8450	08.84>03.88	0086P	WP- 0 2 4	PL	105 105 0800				
				WP- 0 3 5	PP	105 105 1100				
				WP- 0 1 8	ZTL	105 105 0650				
				WP- 0 1 8	ZTP	105 105 0650				
				WP- 5 3 3	CL	105 105 2750				
				WP- 5 3 4	CP	105 105 3750				
			0033T							
VW Passat										
Wszystkie modele, bez ABS All models, without ABS Все модели, без ABS	ZWP-8451	04.88>91	0086P	WP- 0 4 3	ZPL	105 105 0200				
				WP- 0 4 3	ZPP	105 105 0200				
				WP- 0 1 3	PL	105 105 0900				
				WP- 3 5 6	PP	105 105 1450				
				WP- 0 4 5	TL	105 105 0400				
				WP- 0 2 4	TL	105 105 0800				
				WP- 0 4 7	TP	105 105 1500				
				WP- 0 1 3	TP	105 105 0900				
				WP- 0 4 8	CL	105 105 2500				
							0013T	WP- 0 4 8	CP	105 105 2500

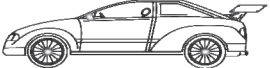





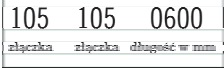
MARKA SAMOCHODU	NUMER ZESTAWU	ROK PRODUKCJI	ODPOWIETRNIK	KOD WP	POLOZENIE	INDEKS
CAR MODEL	NUMBER OF SET	PRODUCTION YEAR	BLEEDER SCREW	WP CODE	LOCATION	INDEX
МОДЕЛЬ АВТОМБИЯ	НОМЕР НАБОРА	ГОД ВЫПУСКА АВТОМБИЯ	ШТУЦЕР ПРОКАЧКИ ТОРМОЗОВ	WP КОД	МЕСТО	ИНДЕКС
						
VW Passat						
Wszystkie modele, bez ABS All models, without ABS Все модели, без ABS	ZWP-8452	04.88>91	0086P	WP- 0 4 3	ZPL	105 105 0200
				WP- 0 4 3	ZPP	105 105 0200
				WP- 0 1 3	PL	105 105 0900
				WP- 3 5 6	PP	105 105 1450
				WP- 0 4 5	TL	105 105 0400
				WP- 0 1 8	TL	105 105 0650
				WP- 0 4 7	TP	105 105 1500
				WP- 0 2 4	TP	105 105 0800
				WP- 0 4 8	CL	105 105 2500
						0013T
VW Passat						
Wszystkie modele, bez ABS All models, without ABS Все модели, без ABS Nr.31-LE123871>31-LB045032	ZWP-8453	04.88>11.89	0086P	WP- 0 4 3	ZPL	105 105 0200
				WP- 0 4 3	ZPP	105 105 0200
				WP- 0 1 3	PL	105 105 0900
				WP- 0 4 7	PP	105 105 1500
				WP- 0 4 5	TL	105 105 0400
				WP- 0 2 4	TL	105 105 0800
				WP- 0 4 7	TP	105 105 1500
				WP- 0 1 3	TP	105 105 0900
				WP- 0 0 1	SP	105 105 0300
						0013T
VW Passat						
Wszystkie modele, z ABS All models, with ABS Все модели, с ABS Nr.31-LE123871>31-LB045032	ZWP-8454	04.88>11.89	0086P	WP- 0 4 3	ZPL	105 105 0200
				WP- 0 4 3	ZPP	105 105 0200
				WP- 0 1 3	PL	105 105 0900
				WP- 0 4 7	PP	105 105 1500
				WP- 0 4 5	TL	105 105 0400
				WP- 0 1 8	TL	105 105 0650
				WP- 0 4 7	TP	105 105 1500
				WP- 0 2 4	TP	105 105 0800
				WP- 0 0 6	SP	105 105 0250
						0013T
VW Passat						
Wszystkie modele, z ABS All models, with ABS Все модели, с ABS Nr.31-LE123872>31-LB045033	ZWP-8455	12.89>07.91	0086P	WP- 0 4 3	ZPL	105 105 0200
				WP- 0 4 3	ZPP	105 105 0200
				WP- 0 1 3	PL	105 105 0900
				WP- 0 4 7	PP	105 105 1500
				WP- 0 4 5	TL	105 105 0400
				WP- 0 2 4	TL	105 105 0800
				WP- 0 4 7	TP	105 105 1500
				WP- 0 1 3	TP	105 105 0900
				WP- 0 0 1	SP	105 105 0300
						0013T
VW Passat						
Wszystkie modele, z ABS All models, with ABS Все модели, с ABS Nr.31LE123872>31-LB045033	ZWP-8456	12.89>07.91	0086P	WP- 0 4 3	ZPL	105 105 0200
				WP- 0 4 3	ZPP	105 105 0200
				WP- 0 1 3	PL	105 105 0900
				WP- 0 4 7	PP	105 105 1500
				WP- 0 4 5	TL	105 105 0400
				WP- 0 1 8	TL+	105 105 0650
				WP- 0 4 7	TP	105 105 1500
				WP- 0 2 4	TP+	105 105 0800
				WP- 0 0 6	SP	105 105 0250
						0013T
VW Passat						
Wszystkie modele All models Все модели Nr.31NE000001, 31NB000001>, 31-PR259865 , 31-PB201227	ZWP-8457	08.91>10.93	0086P	WP- 0 1 3	PL	105 105 0900
				WP- 3 5 6	PP	105 105 1450
				WP- 0 2 4	TL	105 105 0800
				WP- 0 1 3	TP	105 105 0900
				WP- 0 4 8	CL	105 105 2500
						0013T
VW Passat						
Wszystkie modele All models Все модели Nr.31-NE000001, 31NB-000001>, 31PE259865 , 31-PB201227	ZWP-8458	08.91>10.93	0086P	WP- 0 1 3	PL	105 105 0900
				WP- 3 5 6	PP	105 105 1450
				WP- 0 1 8	TL	105 105 0650
				WP- 0 2 4	TP	105 105 0800
				WP- 0 4 8	CL	105 105 2500
						0013T
VW Passat						
Wszystkie modele All models Все модели Nr.3A-RB000001>3A-VE300000	ZWP-8459	10.93>12.96	0086P	WP- 2 6 5	PL	105 105 0950
				WP- 0 4 7	PP	105 105 1500
				WP- 0 2 4	TL	105 105 0800
				WP- 0 1 3	TP	105 105 0900
				WP- 7 0 6	CL	105 105 2450
						0019T

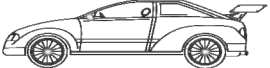





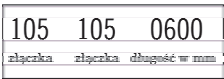
MARKA SAMOCHODU	NUMER ZESTAWU	ROK PRODUKCJI	ODPOWIETRNIK	KOD WP	POLOZENIE	INDEKS
CAR MODEL	NUMBER OF SET	PRODUCTION YEAR	BLEEDER SCREW	WP CODE	LOCATION	INDEX
МОДЕЛЬ АВТОБИЯ	НОМЕР НАБОРА	ГОД ВЫПУСКА АВТОБИЯ	ШТУЦЕР ПРОКАЧКИ ТОРМОЗОВ	WP КОД	МЕСТО	ИНДЕКС
						
VW Passat						
Wszystkie modele All models Все модели Nr.3A-RB000001>3A-VE300000 *67 *74	ZWP-8460	10.93>12.96	0019P	WP- 2 6 5 WP- 0 4 7 WP- 0 1 8 WP- 0 2 4 WP- 7 0 6 WP- 4 0 4	PL PP TL TP CL CP	105 105 0950 105 105 1500 105 105 0650 105 105 0800 105 105 2450 105 105 2550
VW Passat						
Wszystkie modele z ABS, od nr.3B-V-000-001 All models with ABS, from no. 3B-V-000-001 Все модели с ABS, от нет. 3B-V-000-001	ZWP-84102	01.97>04.05	0039P	WP- 0 0 6 WP- 0 0 6 WP- 0 1 3 WP- 0 4 9 WP- 1 6 9 1 WP- 2 6 5 WP- 7 1 7 WP- 0 2 9	ZPL ZPP PL PP TL TP SPL SPP STL STP	105 105 0250 105 105 0250 105 105 0900 105 105 1900 N/A N/A 106 106 0900 105 105 0950 105 106 2300 105 105 3200
VW Polo						
Wszystkie modele All models Все модели *71 *73	ZWP-8406	75>08.81	0086P	WP- 0 0 5 WP- 0 0 3 WP- 0 0 1 WP- 0 0 1 WP- 0 0 8 WP- 0 0 7	PL P TL TP CL CP	105 105 0450 105 105 1400 105 105 0300 105 105 0300 105 105 3000 105 105 3900
VW Polo						
Wszystkie modele All models Все модели *72 *73	ZWP-8407	75>08.81	0086P	WP- 0 0 9 WP- 0 1 0 WP- 0 0 1 WP- 0 0 1 WP- 0 0 4 WP- 0 0 7	PL PP TL TP CL CP	105 105 0600 105 105 1850 105 105 0300 105 105 0300 105 105 3100 105 105 3900
VW Polo						
Wszystkie modele All models Все модели Nr.8672376929 *71 *74	ZWP-8408	11.76>08.81	0086P	WP- 0 0 5 WP- 0 0 3 WP- 1 1 7 WP- 0 2 2 WP- 0 0 1 WP- 0 0 1 WP- 3 9 0 WP- 0 4 8	PL PP TL TP ZTL ZTP CL CP	105 105 0450 105 105 1400 105 105 0750 105 105 1350 105 105 0300 105 105 0300 105 105 2250 105 105 2500
VW Polo						
Wszystkie modele All models Все модели Nr.8672376929 *72 *74	ZWP-8409	11.76>08.81	0086P	WP- 0 0 9 WP- 0 1 0 WP- 1 1 7 WP- 0 2 2 WP- 0 0 1 WP- 0 0 1 WP- 0 1 4 WP- 1 6 7	PL PP TL TP ZTL ZTP CL CP	105 105 0600 105 105 1850 105 105 0750 105 105 1350 105 105 0300 105 105 0300 105 105 2400 105 105 2600
VW Polo						
Wszystkie modele All models Все модели *71	ZWP-8410	09.81>07.84	0086P	WP- 0 1 7 WP- 0 1 0 WP- 0 0 1 WP- 0 0 1 WP- 0 0 8 WP- 0 3 0	PL PP ZTL ZTP CL CP	105 105 0500 105 105 1850 105 105 0300 105 105 0300 105 105 3000 105 105 3700
VW Polo						
Wszystkie modele All models Все модели *72 *74	ZWP-8466	09.81>07.84	0086P	WP- 0 0 9 WP- 0 1 0 WP- 0 2 4 WP- 0 0 3 WP- 0 0 1 WP- 0 0 1 WP- 0 1 4 WP- 1 6 7	PL PP TL TP ZTL ZTP CL CP	105 105 0600 105 105 1850 105 105 0800 105 105 1400 105 105 0300 105 105 0300 105 105 2400 105 105 2600
VW Polo						
Wszystkie modele All models Все модели *72 *73	ZWP-8467	09.81>07.90	0086P	WP- 0 0 9 WP- 0 1 0 WP- 0 0 1 WP- 0 0 1 WP- 0 0 4 WP- 5 7 1	PL PP ZTL ZTP CL CP	105 105 0600 105 105 1850 105 105 0300 105 105 0300 105 105 3100 105 105 3850

MARKA SAMOCHODU	NUMER ZESTAWU	ROK PRODUKCJI	ODPOWIETRNIK	KOD WP	POLOZENIE	INDEKS
CAR MODEL	NUMBER OF SET	PRODUCTION YEAR	BLEEDER SCREW	WP CODE	LOCATION	INDEX
МОДЕЛЬ АВТОМБИЯ	НОМЕР НАБОРА	ГОД ВЫПУСКА АВТОМБИЯ	ШТУЦЕР ПРОКАЧКИ ТОРМОЗОВ	WP КОД	МЕСТО	ИНДЕКС
						
VW Polo						
Wszystkie modele All models Все модели	ZWP-8413	08.84>07.90	0086P	WP- 0 0 9	PL	105 105 0600
				WP- 0 1 0	PP	105 105 1850
				WP- 0 1 3	TL	105 105 0900
				WP- 0 3 9	TP	105 105 1550
				WP- 0 0 1	ZTL	105 105 0300
				WP- 0 0 1	ZTP	105 105 0300
				WP- 0 1 4	CL	105 105 2400
*72			0033T	WP- 0 4 8	CP	105 105 2500
*74						
VW Polo						
Wszystkie modele, bez ABS All models, without ABS Все модели, без ABS	ZWP-8469	10.90>07.94	0086P	WP- 0 2 8	PL	105 105 0550
				WP- 4 3 5	PP	105 105 1600
				WP- 0 0 1	TL	105 105 0300
				WP- 0 0 1	TP	105 105 0300
				WP- 0 0 8	CL	105 105 3000
				WP- 5 3 4	CP	105 105 3750
*72			0033T			
*73						
VW Polo						
2-drzwi, bez ABS 2-doors, without ABS 2-двери, без ABS	ZWP-8470	08.94>09.01	0086P	WP- 0 2 8	PL	105 105 0550
				WP- 0 3 5	PP	105 105 1100
				WP- 0 1 7	TL	105 105 0500
				WP- 0 0 9	TP	105 105 0600
				WP- 0 1 5	SPL	105 105 2700
				WP- 0 1 5	SPP	105 105 2700
				WP- 0 0 6	STL	105 105 0250
				WP- 0 4 2	STP	105 105 1700
*66			0033T			
*74						
VW Polo						
4-drzwi, bez ABS 4-doors, without ABS 4-двери, без ABS	ZWP-8471	11.95>09.01	0086P	WP- 0 2 8	PL	105 105 0550
				WP- 1 9 6	PP	105 105 1300
				WP- 0 1 7	TL	105 105 0500
				WP- 0 1 8	TP	105 105 0650
				WP- 0 1 5	SPL	105 105 2700
				WP- 5 3 3	SPP	105 105 2750
				WP- 2 0 5	STL	105 105 0150
WP- 0 4 7	STP	105 105 1500				
*66			0033T			
*74						
VW Polo						
2-drzwi, z ABS 2-doors, with ABS 2-двери, с ABS	ZWP-8472	08.94>09.01	0086P	WP- 2 6 4	PL	104 105 0750
				WP- 0 2 2	PP	105 105 1350
				WP- 0 1 7	TL	105 105 0500
				WP- 0 0 9	TP	105 105 0600
				WP- 5 8 5	CL	104 105 2650
*66			0033T	WP- 3 5 8	CP	105 105 4000
*74						
VW Santana						
	ZWP-8473	83>85	0086P	WP- 0 2 4	PL	105 105 0800
				WP- 0 3 5	PP	105 105 1100
				WP- 0 1 7	TL	105 105 0500
				WP- 1 9 6	TP	105 105 1300
				WP- 0 1 8	ZTL	105 105 0650
				WP- 0 1 8	ZTP	105 105 0650
				WP- 1 6 7	CL	105 105 2600
				WP- 0 1 5	CP	105 105 2700
			0033T			
			0013T			
VW Scirocco						
Wszystkie modele All models Все модели	ZWP-8474	08.83>01.84	0086P	WP- 0 2 8	PL	105 105 0550
				WP- 0 3 9	PP	105 105 1550
				WP- 0 0 9	ZTL	105 105 0600
				WP- 0 0 9	ZTP	105 105 0600
				WP- 0 4 3	SPL	105 105 0200
				WP- 0 0 6	SPP	105 105 0250
				WP- 4 0 4	STL	105 105 2550
				WP- 0 3 0	STP	105 105 3700
			0033T			
VW Scirocco						
Wszystkie modele All models Все модели	ZWP-8475	02.84>90	0086P	WP- 0 2 8	PL	105 105 0550
				WP- 0 3 9	PP	105 105 1550
				WP- 0 0 9	ZTL	105 105 0600
				WP- 0 0 9	ZTP	105 105 0600
				WP- 7 0 7	CL	105 105 2650
				WP- 0 3 0	CP	105 105 3700
			0033T			
VW Sharan						
bez ABS without ABS без ABS	ZWP-8476	09.95>05.00	0086P	WP- 0 2 4	PL	105 105 0800
				WP- 0 1 2	PP	105 105 1650
				WP- 0 2 4	TL	105 105 0800
				WP- 0 2 4	TP	105 105 0800
				WP- 0 4 2	SPL	105 105 1700
				WP- 2 5 6	SPP	105 106 1750
				WP- 0 2 3	STL	105 105 1800
				WP- 0 2 3	STP	105 105 1800
			0087T			

MARKA SAMOCHODU	NUMER ZESTAWU	ROK PRODUKCJI	ODPOWIETRNIK	KOD WP	POLOZENIE	INDEKS
CAR MODEL	NUMBER OF SET	PRODUCTION YEAR	BLEEDER SCREW	WP CODE	LOCATION	INDEX
МОДЕЛЬ АВТОМБИЯ	НОМЕР НАБОРА	ГОД ВЫПУСКА АВТОМБИЯ	ШТУЦЕР ПРОКАЧКИ ТОРМОЗОВ	WP КОД	МЕСТО	ИНДЕКС
						
VW Sharan						
z ABS with ABS c ABS Nr. 7M-T-500 001 - 7M-W-020 917	ZWP-8477	09.95>06.97	0086P	WP- 0 3 7	PL	105 107 0800
				WP- 4 2 8	PP	105 105 2050
				WP- 0 2 4	TL	105 105 0800
				WP- 0 2 4	TP	105 105 0800
				WP- 0 4 2	SPL	105 105 1700
				WP- 2 5 6	SPP	105 106 1750
				WP- 0 2 3	STL	105 105 1800
			0087T	WP- 0 2 3	STP	105 105 1800
VW Sharan						
z ABS, od nr.7M-W-020 917- with ABS, from no.7M-W-020 917- c ABS, от нет.7M-W-020 917-	ZWP-8478	01.97>		WP- 3 0 9	PL	104 105 0700
				WP- 2 6 6	PP	105 105 1900
				WP- 0 2 4	TL	105 105 0800
				WP- 0 2 4	TP	105 105 0800
				WP- 5 8 7	SPL	105 105 2950
				WP- 0 9 3	SPP	105 106 3000
				WP- 1 9 7	STL	105 106 1750
				WP- 0 4 2	STP	105 105 1700
VW Taro						
2WD	ZWP-8479	02.89>08.97	0017P	WP- 5 7 8	ZPL	105 116 0300
				WP- 5 7 8	ZPP	105 116 0300
				WP- 0 0 2	PL	105 105 0850
				WP- 0 0 1	PP	105 105 0300
				WP- 8 3 9	TL	105 105x 1200
				WP- 0 1 7	TP	105 105 0500
				WP- 0 1 6	CL	105 105 2900
			0086T	WP- 0 3 2	CP	105 105 2800
VW Taro						
2WD Pick-up	ZWP-8480	02.89>08.97	0017P	WP- 5 7 8	ZPL	105 116 0300
				WP- 5 7 8	ZPP	105 116 0300
				WP- 0 0 2	PL	105 105 0850
				WP- 0 0 1	PP	105 105 0300
				WP- 8 3 9	TL	105 105x 1200
				WP- 7 0 9	CL	105 105 3150
				WP- 0 0 4	CP	105 105 3100
VW Taro						
4WD	ZWP-8481	02.89>08.97	0019P	WP- 5 7 8	ZPL	105 116 0300
				WP- 5 7 8	ZPP	105 116 0300
				WP- 0 1 9	PL	105 105 1000
				WP- 1 1 8	PP	116 116 0300
				WP- 4 6 1	TL	105 116 1100
				WP- 1 2 0	TP	116 116 0550
				WP- 7 0 8	CL	105 105 2850
			0019T	WP- 4 3 3	CP	105 105 2950
VW Taro						
4WD Pick-up	ZWP-8482	02.89>08.97	0019P	WP- 0 1 9	PL	105 105 1000
				WP- 5 7 8	PL	105 116 0300
				WP- 0 0 5	PP	105 105 0450
				WP- 5 7 9	PP	105 116 0400
				WP- 5 5 7	TL	105 105x 1100
				WP- 0 0 1	TP	105 105 0300
				WP- 0 4 0	CL	105 105 3300
			0019T	WP- 0 4 0	CP	105 105 3300
VW Transporter T2						
Wszystkie modele All models Все модели Nr.2132044832 *69 *72	ZWP-8483	72>07.79	0087P	WP- 0 4 3	ZPL	105 105 0200
				WP- 0 4 3	ZPP	105 105 0200
				WP- 0 0 5	PL	105 105 0450
				WP- 0 0 5	PP	105 105 0450
				WP- 0 1 7	TP	105 105 0500
				WP- 0 0 9	ZTL	105 105 0600
				WP- 0 0 9	ZTP	105 105 0600
			0033T	WP- 4 2 8	CC	105 105 2050
VW Transporter T3						
Wszystkie modele All models Все модели	ZWP-8484	08.79>07.83	0087P	WP- 2 0 5	ZPL	105 105 0150
				WP- 2 0 5	ZPP	105 105 0150
				WP- 0 0 9	PL	105 105 0600
				WP- 0 3 4	PP	105 105 1200
				WP- 0 1 8	TL	105 105 0650
				WP- 0 4 1	TP	105 105 0350
				WP- 0 2 8	ZTL	105 105 0550
			0033T	WP- 0 2 8	ZTP	105 105 0550
				WP- 7 0 8	CC	105 105 2850

MARKA SAMOCHODU	NUMER ZESTAWU	ROK PRODUKCJI	ODPOWIETRNIK	KOD WP	POLOZENIE	INDEKS	
CAR MODEL	NUMBER OF SET	PRODUCTION YEAR	BLEEDER SCREW	WP CODE	LOCATION	INDEX	
МОДЕЛЬ АВТОМБИЛЯ	НОМЕР НАБОРА	ГОД ВЫПУСКА АВТОМБИЛЯ	ШТУЦЕР ПРΟΚΑΚΗΝΙ ΤΟΡΜΟΖΟΒ	WP ΚΟΔ	ΜΕΣΤΟ	ΙΝΔΕΚΣ	
							
VW Transporter T3							
Wszystkie modele All models Все модели	ZWP-8485	08.83>07.85	0087P	WP- 2 0 5	ZPL	105 105 0150	
				WP- 2 0 5	ZPP	105 105 0150	
				WP- 0 1 8	PL	105 105 0650	
				WP- 1 9 6	PP	105 105 1300	
				WP- 0 1 8	TL	105 105 0650	
				WP- 0 0 1	TP	105 105 0300	
				WP- 0 0 9	ZTL	105 105 0600	
				WP- 0 0 9	ZTP	105 105 0600	
				WP- 0 4 9	SP	105 105 1900	
				0033T	WP- 0 3 1	ST	105 105 2200
VW Transporter T3							
Wszystkie modele, bez ABS All models, without ABS Все модели, без ABS Nr.24G-000001>24N-015000	ZWP-8486	08.85>07.92	0087P	WP- 0 0 1	ZL	105 105 0300	
				WP- 0 0 1	ZPP	105 105 0300	
				WP- 2 0 5	PL	105 105 0150	
				WP- 0 1 9	PP	105 105 1000	
				WP- 0 1 8	TL	105 105 0650	
				WP- 0 0 1	TP	105 105 0300	
				WP- 0 0 9	ZTL	105 105 0600	
				WP- 0 0 9	ZTP	105 105 0600	
				0033T	WP- 5 7 1	CC	105 105 3850
VW Transporter T4							
Wszystkie modele, bez ABS, rozstaw osi 2920 mm All models, without ABS, wheel base 2920 mm Все модели, без ABS, колесная база 2920 мм Nr.70-SH200000>70-SX140000	ZWP-8487	09.90>07.95	0039P	WP- 7 0 5	ZPL	105 105 0100	
				WP- 7 0 5	ZPP	105 105 0100	
				WP- 4 8 2	PL	105 105 1950	
				WP- 3 9 0	PP	105 105 2250	
				WP- 1 1 5	TL	105 105 1150	
				WP- 1 1 5	TP	105 105 1150	
				WP- 5 5 9	SPL	105 105 2350	
				WP- 0 1 1	SPP	105 105 2300	
				WP- 0 4 2	STL	105 105 1700	
				0033T	WP- 0 4 2	STP	105 105 1700
VW Transporter T4							
Wszystkie modele, bez ABS, rozstaw osi 3320 mm All models, without ABS, wheel base 3320 mm Все модели, без ABS, колесная база 3320 мм Nr.70-SH200000>70-SX140000	ZWP-8488	09.90>07.95	0039P	WP- 7 0 5	ZPL	105 105 0100	
				WP- 7 0 5	ZPP	105 105 0100	
				WP- 4 8 2	PL	105 105 1950	
				WP- 3 9 0	PP	105 105 2250	
				WP- 1 1 5	TL	105 105 1150	
				WP- 1 1 5	TP	105 105 1150	
				WP- 5 5 9	SPL	105 105 2350	
				WP- 0 1 1	SPP	105 105 2300	
				WP- 0 3 6	STL	105 105 2100	
				0033T	WP- 0 3 6	STP	105 105 2100
VW Transporter T4							
Wszystkie modele, z ABS, rozstaw osi 2920 mm All models, with ABS, wheel base 2920 mm Все модели, с ABS, колесная база 2920 мм Nr.70-SH200000>7-SX140000	ZWP-8489	09.90>07.95	0039P	WP- 7 0 5	ZPL	105 105 0100	
				WP- 7 0 5	ZPP	105 105 0100	
				WP- 0 4 9	PL	105 105 1900	
				WP- 0 1 1	PP	105 105 2300	
				WP- 1 1 5	TL	105 105 1150	
				WP- 1 1 5	TP	105 105 1150	
				WP- 5 5 9	SPL	105 105 2350	
				WP- 0 1 1	SPP	105 105 2300	
				WP- 0 4 2	STL	105 105 1700	
				0033T	WP- 0 4 2	STP	105 105 1700
VW Transporter T4							
Wszystkie modele, z ABS, rozstaw osi 3320 mm All models, with ABS, wheel base 3320 mm Все модели, с ABS, колесная база 3320 мм Nr.70-SH200000>70-SX140000	ZWP-8490	09.90>07.95	0039P	WP- 7 0 5	ZPL	105 105 0100	
				WP- 7 0 5	ZPP	105 105 0100	
				WP- 0 4 9	PL	105 105 1900	
				WP- 0 1 1	PP	105 105 2300	
				WP- 1 1 5	TL	105 105 1150	
				WP- 1 1 5	TP	105 105 1150	
				WP- 5 5 9	SPL	105 105 2350	
				WP- 0 1 1	SPP	105 105 2300	
				WP- 0 3 6	STL	105 105 2100	
				0033T	WP- 0 3 6	STP	105 105 2100
VW Transporter T4							
bez ABS without ABS без ABS Nr.70-TH200001	ZWP-8491	01.96>03.03	0039P	WP- 7 0 5	ZPL	105 105 0100	
				WP- 7 0 5	ZPP	105 105 0100	
				WP- 4 2 8	PL	105 105 2050	
				WP- 0 1 1	PP	105 105 2300	
				WP- 1 1 7	TL	105 105 0750	
				WP- 1 1 7	TP	105 105 0750	
				WP- 5 5 9	SPL	105 105 2350	
				WP- 0 1 4	SPP	105 105 2400	
				WP- 0 4 2	STL	105 105 1700	
				0033T	WP- 0 4 2	STP	105 105 1700

MARKA SAMOCHODU	NUMER ZESTAWU	ROK PRODUKCJI	ODPOWIETRNIK	KOD WP	POLOZENIE	INDEKS		
CAR MODEL	NUMBER OF SET	PRODUCTION YEAR	BLEEDER SCREW	WP CODE	LOCATION	INDEX		
МОДЕЛЬ АВТОМБИЯ	НОМЕР НАБОРА	ГОД ВЫПУСКА АВТОМБИЯ	ШТУЦЕР ПРОКАЧКИ ТОРМОЗОВ	WP КОД	МЕСТО	ИНДЕКС		
								
VW Transporter T4								
z ABS, rozstaw osi 2920 mm with ABS, wheel base 2920 mm с ABS, колесная база 2920 мм	ZWP-8492	01.96>03.03	0039P	WP- 7 0 5	ZPL	105 105 0100		
				WP- 7 0 5	ZPP	105 105 0100		
				WP- 0 2 3	PL	105 105 1800		
				WP- 3 9 0	PP	105 105 2250		
				WP- 1 1 7	TL	105 105 0750		
				WP- 1 1 7	TP	105 105 0750		
				WP- 4 4 0	SPL	105 105 2150		
				WP- 3 9 0	SPP	105 105 2250		
				WP- 0 4 2	STL	105 105 1700		
WP- 0 4 2	STP	105 105 1700						
VW Transporter T4								
z ABS, rozstaw osi 3320 mm with ABS, wheel base 3320 mm с ABS, колесная база 3320 мм	ZWP-8493	01.96>03.03	0039P	WP- 7 0 5	ZPL	105 105 0100		
				WP- 7 0 5	ZPP	105 105 0100		
				WP- 0 2 3	PL	105 105 1800		
				WP- 3 9 0	PP	105 105 2250		
				WP- 1 1 7	TL	105 105 0750		
				WP- 1 1 7	TP	105 105 0750		
				WP- 4 4 0	SPL	105 105 2150		
				WP- 3 9 0	SPP	105 105 2250		
				WP- 0 3 6	STL	105 105 2100		
WP- 4 2 8	STP	105 105 2050						
VW Vento								
Wszystkie modele, bez ABS All models, without ABS Все модели, без ABS	ZWP-8427	11.91>07.97	0086P	WP- 0 0 5	PL	105 105 0450		
				WP- 0 2 2	PP	105 105 1350		
				WP- 0 2 4	TL	105 105 0800		
				WP- 0 1 3	TP	105 105 0900		
				*66 *73	0019T	WP- 7 0 7	CL	105 105 2650
					0013T	WP- 5 3 4	CP	105 105 3750
VW Vento								
Wszystkie modele, bez ABS All models, without ABS Все модели, без ABS Nr.1H-N-000001	ZWP-8428	11.91>07.97	0086P	WP- 0 0 5	PL	105 105 0450		
				WP- 0 2 2	PP	105 105 1350		
				WP- 0 2 4	TL	105 105 0800		
				WP- 0 1 3	TP	105 105 0900		
				*66 *74	0019T	WP- 7 0 7	CL	105 105 2650
					0013T	WP- 5 3 3	CP	105 105 2750
VW Vento								
Wszystkie modele, bez ABS All models, without ABS Все модели, без ABS	ZWP-8429	11.91>07.97	0086P	WP- 0 0 5	PL	105 105 0450		
				WP- 0 2 2	PP	105 105 1350		
				WP- 0 1 8	TL	105 105 0650		
				WP- 0 2 4	TP	105 105 0800		
				*67 *74	0019T	WP- 7 0 7	CL	105 105 2650
					0013T	WP- 5 3 3	CP	105 105 2750
Wartburg 353 W								
Sedan, Tourist, Pick-up	ZWP-8501	74>89	0100P	WP- 0 4 1	PL	105 105 0350		
				WP- 0 4 1	PL	105 105 0350		
				WP- 0 0 2	PP	105 105 0850		
				WP- 0 0 2	PP	105 105 0850		
				WP- 0 1 8	TL	105 105 0650		
				WP- 0 1 8	TL	105 105 0650		
				WP- 0 0 4	CC	105 105 3100		
Wartburg								
	ZWP-8502		0100P	WP- 0 2 9	CC	105 105 3200		
				WP- 1 1 7	PP ROZ I OBW	105 105 0750		
				WP- 0 0 1	PL ROZ II OBW	105 105 0300		
				WP- 0 1 8	TL	105 105 0650		
				WP- 0 1 8	TP	105 105 0650		
				WP- 0 2 8	POM-ROZ I OBW	105 105 0550		
				WP- 0 1 7	POM-ROZ II OBW	105 105 0500		
				WP- 0 4 5	KOR-TRÓJ	105 105 0400		
				WP- 0 0 6	PL I OBW	105 105 0250		
				WP- 1 1 7	PP II OBW	105 105 0750		
				Zastawa Yugo				
45	ZWP-8601	83>90	0100P	WP- 1 5 3	PL	112 112 0650		
				WP- 0 5 2	PP	112 112 1050		
				WP- 4 1 1	TL	112 112 0800		
				WP- 1 5 0	TP	112 112 0400		
				0100T	WP- 7 8 9	CC	112 112 2800	
Zastawa Yugo								
45	ZWP-8602	91>	0100P	WP- 7 3 0	PL	105 112 0600		
				WP- 7 3 3	PP	105 112 1350		
				WP- 4 1 1	TL	112 112 0800		
				WP- 4 1 1	TP	112 112 0800		
				WP- 4 1 5	SPL	105 112 0200		
				WP- 3 9 4	SPP	105 112 0550		
				WP- 1 4 9	STL	112 112 1100		
				0100T	WP- 4 2 0	STP	105 112 2000	

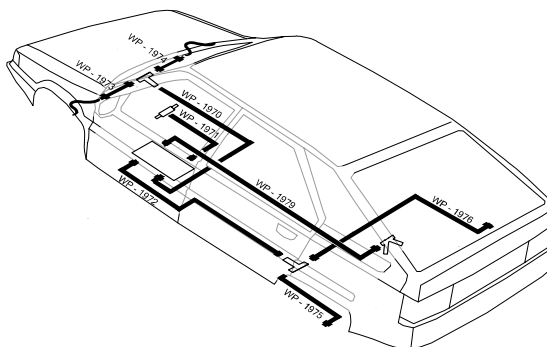
MARKA SAMOCHODU	NUMER ZESTAWU	ROK PRODUKCJI	ODPOWIETRNIK	KOD WP	POLOZENIE	INDEKS
CAR MODEL	NUMBER OF SET	PRODUCTION YEAR	BLEEDER SCREW	WP CODE	LOCATION	INDEX
МОДЕЛЬ АВТОМБИЯ	НОМЕР НАБОРА	ГОД ВЫПУСКА АВТОМБИЯ	ШТУЦЕР ПРОКАЧКИ ТОРМОЗОВ	WP КОД	МЕСТО	ИНДЕКС
						
Zastawa Yugo						
511	ZWP-8603	81>90	0100P	WP- 1 5 0	PL	112 112 0400
				WP- 1 6 3	PP	112 112 1450
				WP- 1 6 2	TL	112 112 0450
				WP- 1 5 2	TP	112 112 1250
				WP- 1 5 4	SP	112 112 0950
				0100T	WP- 1 6 1	ST
Žuk						
	ZWP-8701			WP- 4 7 1	CC	105 109 1900
				WP- 4 8 2	PP	105 105 1950
				WP- 1 1 7	PL	105 105 0750
				WP- 0 3 4	TP	105 105 1200
				WP- 0 0 9	TL	105 105 0600
				WP- 4 7 3	POM-SYG D	105 109 0250
				WP- 4 7 2	POM-SYG K	105 109 0200
				WP- 0 5 3	ZPP	112 112 0500
				WP- 0 5 3	ZPL	112 112 0500
WP- 4 7 4	SYG-KOS	105 109 0300				

CITROEN BX bez/without/без ABS

PRZEWODY HAMULCOWE/BRAKE PIPES/ТОРМОЗНЫЕ ТРУБКИ

Zestaw/Set/Набор ZWP-5324 do/to/до 89'

KOD CODE КОД	ŚREDNICA DIAMETER ДИАМЕТР	DŁUGOŚĆ W MM LENGHT IN MM ДЛИНА В MM
WP-1970	Ø3,50	0425
WP-1971	Ø3,50	0630
WP-1972	Ø3,50	3050
WP-1973	Ø3,50	0505
WP-1974	Ø3,50	1110
WP-1975	Ø3,50	1800
WP-1976	Ø3,50	2200
WP-1979	Ø3,50	3420



ODPWIETRZNIK , BLEEDER SCREW , ШТУЦЕР ПРОКАЧКИ ТОРМОЗОВ	
PRZÓD/FRONT/ФРОНТ	TYŁ/REAR/ЗАД
0086	0086

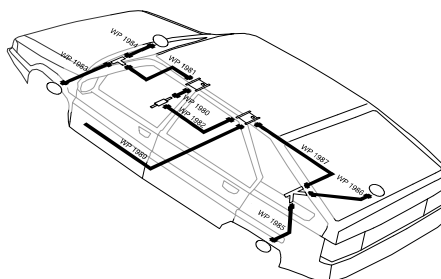
Zestaw/Set/Набор ZWP-5324C od/from/од 89'

WP-1970	Ø3,50	0425
WP-1971	Ø3,50	0630
WP-1972	Ø3,50	3050
WP-1973	Ø3,50	0505
WP-1974	Ø3,50	1110
WP-1975	Ø3,50	1800
WP-1976	Ø3,50	2200
WP-1979C	Ø3,50	3100

PRZEWODY HYDRAULICZNE/HYDRAULIC PIPES/ГИДРАВЛИЧЕСКИЕ ТРУБКИ

Zestaw/Set/Набор ZWP 5325

WP-1980	Ø3,50	0945
WP-1981	Ø3,50	0460
WP-1982	Ø3,50	3205
WP-1983	Ø3,50	1955
WP-1984	Ø3,50	1385
WP-1985	Ø3,50	0750
WP-1986	Ø3,50	0865
WP-1987	Ø3,50	0330
WP-1989	Ø3,50	3785

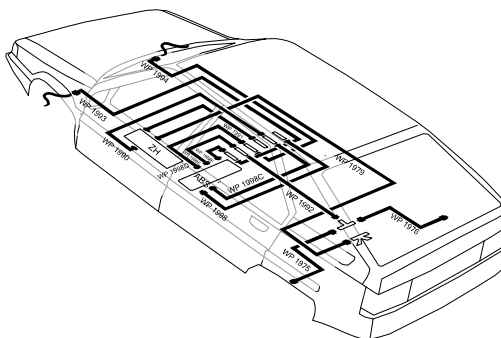


CITROEN BX z/with/c ABS od/from/од 10.88 do/to/до 01.91

PRZEWODY HAMULCOWE/BRAKE PIPES/ТОРМОЗНЫЕ ТРУБКИ

Zestaw/Set/Набор ZWP-5326

KOD CODE КОД	ŚREDNICA DIAMETER ДИАМЕТР	DŁUGOŚĆ W MM LENGHT IN MM ДЛИНА В MM
WP-1975	Ø3,50	1800
WP-1976	Ø3,50	2200
WP-1979	Ø3,50	3420
WP-1990	Ø3,50	0425
WP-1991	Ø3,50	0360
WP-1992	Ø4,50	3320
WP-1993	Ø4,50	0820
WP-1994	Ø4,50	1665
WP-1998	Ø3,50	0830
WP-1998C	Ø3,50	0830
WP-1998D	Ø4,50	0775
WP-1998E	Ø4,50	0750
WP-1998F	Ø4,50	0750

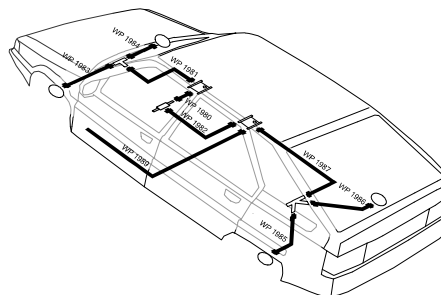


ODPWIETRZNIK , BLEEDER SCREW , ШТУЦЕР ПРОКАЧКИ ТОРМОЗОВ	
PRZÓD/FRONT/ФРОНТ	TYŁ/REAR/ЗАД
0053	0092

PRZEWODY HYDRAULICZNE/HYDRAULIC PIPES/ГИДРАВЛИЧЕСКИЕ ТРУБКИ

Zestaw/Set/Набор ZWP-5325

WP-1980	Ø3,50	0945
WP-1981	Ø3,50	0460
WP-1982	Ø3,50	3205
WP-1983	Ø3,50	1955
WP-1984	Ø3,50	1385
WP-1985	Ø3,50	0750
WP-1986	Ø3,50	0865
WP-1987	Ø3,50	0330
WP-1989	Ø3,50	3785



ZH - ZAWÓR HAMULCOWY/BRAKE VALVE/ТОРМОЗНОЙ КЛАПАН

KWP - KOREKTOR WYSOKOSCI PRZÓD/HIGH CORRECTION DEVICE FRONT/КОРРЕКТОР ВЫСОТЫ ПЕРЕД СТОРОНА

ZB - ZAWÓR BEZPIECZENSTWA/SAFETY DEVICE VALVE/КЛАПАН ПРЕДОХРАНИТЕЛЯ

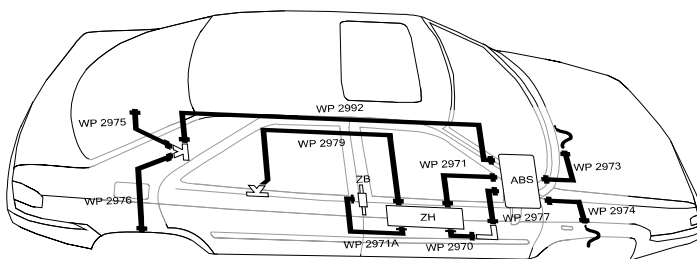
KWT - KOREKTOR WYSOKOSCI TYŁ HIGH/CORRECTION DEVICE REAR/КОРРЕКТОР ЦЫСОТЫ ЗАДНЯЯ СТОРОНА

CITROEN XANTIA

PRZEWODY HAMULCOWE/BRAKE PIPES/ТОРМОЗНЫЕ ТРУБКИ

Zestaw/Set/Набор ZWP-5332

KOD	ŚREDNICA	DŁUGOŚĆ W MM
CODE	DIAMETER	LENGHT IN MM
КОД	ДИАМЕТР	ДЛИНА В ММ
WP-2970	Ø3,50	0335
WP-2971	Ø3,50	0792
WP-2971A	Ø3,50	0391
WP-2973	Ø4,75	0786
WP-2974	Ø4,75	1578
WP-2975	Ø3,50	1938
WP-2976	Ø3,50	2462
WP-2977	Ø3,50	0586
WP-2979	Ø3,50	3985
WP-2992	Ø4,50	3307

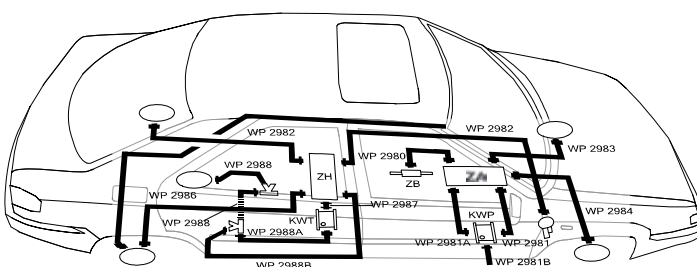


ODPOWIETRNIK , BLEEDER SCREW , ШТУЦЕР ПРОКАЧКИ ТОРМОЗОВ	
PRZÓD/FRONT/СПОИТ	TYŁ/REAR/ЗАД
0069	0092

PRZEWODY HYDRAULICZNE/HYDRAULIC PIPES/ГИДРАВЛИЧЕСКИЕ ТРУБКИ

Zestaw/Set/Набор ZWP-5333

WP-2980	Ø3,50	0568
WP-2981	Ø3,50	0925
WP-2981A	Ø3,50	1147
WP-2981B	Ø3,50	1006
WP-2982	Ø3,50	3690
WP-2983	Ø3,50	1020
WP-2984	Ø3,50	2201
WP-2985	Ø3,50	0951
WP-2986	Ø3,50	1085
WP-2987	Ø3,50	0339
WP-2988	Ø3,50	0440
WP-2988A	Ø3,50	0271
WP-2988B	Ø3,50	0201
WP-2989	Ø3,50	3763
WP-2990	Ø3,50	0541



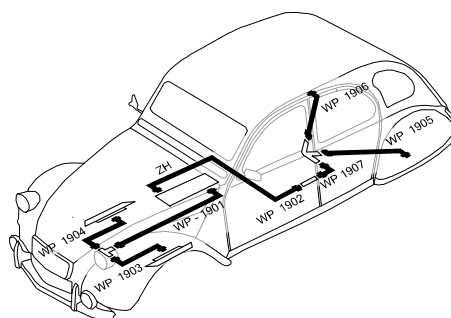
CITROEN 2CV

PRZEWODY HAMULCOWE/BRAKE PIPES/ТОРМОЗНЫЕ ТРУБКИ

HAMULCE BĘBNOWE/DRUM BRAKES/ТОРМОЗА БАРАБАНЫЕ

Zestaw/Set/Набор ZWP-5330

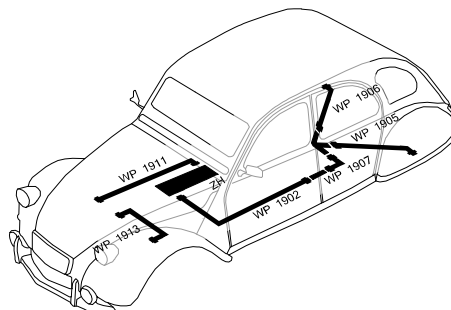
KOD	ŚREDNICA	DŁUGOŚĆ W MM
CODE	DIAMETER	LENGHT IN MM
КОД	ДИАМЕТР	ДЛИНА В ММ
WP-1901	Ø3,50	1500
WP-1902	Ø3,50	2450
WP-1903	Ø3,50	0240
WP-1904	Ø3,50	0230
WP-1905	Ø3,50	2570
WP-1906	Ø3,50	2530
WP-1907	Ø3,50	0440



HAMULCE TARCZOWE/DISC BRAKES/ТОРМОЗА ДИСКОВЫЕ

Zestaw/Set/Набор ZWP-5331

KOD	ŚREDNICA	DŁUGOŚĆ W MM
CODE	DIAMETER	LENGHT IN MM
КОД	ДИАМЕТР	ДЛИНА В ММ
WP-1902	Ø3,50	2450
WP-1905	Ø3,50	2570
WP-1906	Ø3,50	2530
WP-1907	Ø3,50	0440
WP-1911	Ø3,50	1600
WP-1913	Ø3,50	0345



ODPOWIETRNIK , BLEEDER SCREW , ШТУЦЕР ПРОКАЧКИ ТОРМОЗОВ	
PRZÓD/FRONT/СПОИТ	TYŁ/REAR/ЗАД
0053, 0039	0053

ZH - ZAWÓR HAMULCOWY/BRAKE VALVE/ТОРМОЗНОЙ КЛАПАН

KWP - KOREKTOR WYSOKOŚCI PRZÓD/HIGH CORRECTION DEVICE FRONT/КОРРЕКТОР ВЫСОТЫ ПЕРЕД СТОРОНА

ZB - ZAWÓR BEZPIECZEŃSTWA/SAFETY DEVICE VALVE/КЛАПАН ПРЕДОХРАНИТЕЛЯ

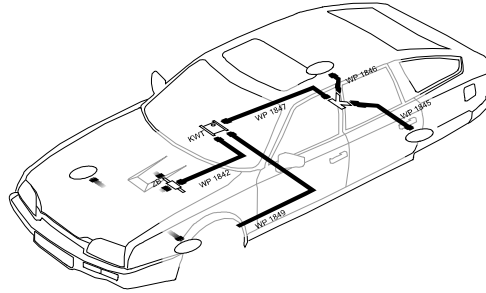
KWT - KOREKTOR WYSOKOŚCI TYŁ/HIGH/CORRECTION DEVICE REAR/КОРРЕКТОР ЦЫСОТЫ ЗАДНЯЯ СТОРОНА

CITROEN CX

PRZEWODY HAMULCOWE/BRAKE PIPES/ТОРМОЗНЫЕ ТРУБКИ

Zestaw/Set/Набор ZWP-5328

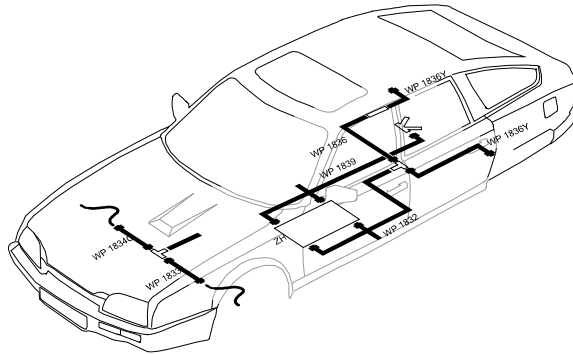
KOD CODE КОД	ŚREDNICA DIAMETER ДИАМЕТР	DŁUGOŚĆ W MM LENGHT IN MM ДЛИНА В MM
WP-1832	Ø3,50	2635
WP-1833	Ø3,50	0510
WP-1834C	Ø3,50	1100
WP-1835Y	Ø3,50	1960
WP-1836	Ø3,50	1085
WP-1836Y	Ø3,50	1980
WP-1839	Ø3,50	3185



Zestaw/Set/Набор ZWP-5329

PRZEWODY HYDRAULICZNE/HYDRAULIC PIPES/ГИДРАВЛИЧЕСКИЕ ТРУБКИ

KOD CODE КОД	ŚREDNICA DIAMETER ДИАМЕТР	DŁUGOŚĆ W MM LENGHT IN MM ДЛИНА В MM
WP-1842	Ø3,50	2970
WP-1845	Ø3,50	0940
WP-1846	Ø3,50	0595
WP-1847	Ø3,50	0310
WP-1849	Ø3,50	2820



PRZEWODY AKUMULATOROWE/BATTERY BRAKES/КАБЕЛЬ АККУМУЛЯТОРНЫЙ

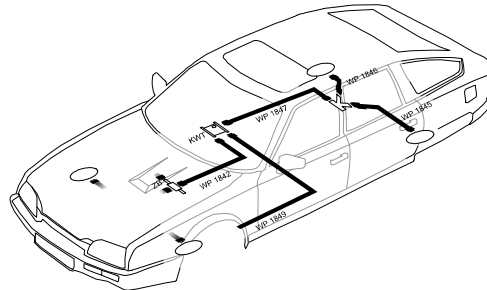
WP-1830	Ø3,50	1045
WP-1831	Ø3,50	0955
WP-1838	Ø3,50	0465

CITROEN CX combi

PRZEWODY HAMULCOWE/BRAKE PIPES/ТОРМОЗНЫЕ ТРУБКИ

Zestaw/Set/Набор ZWP-5328C

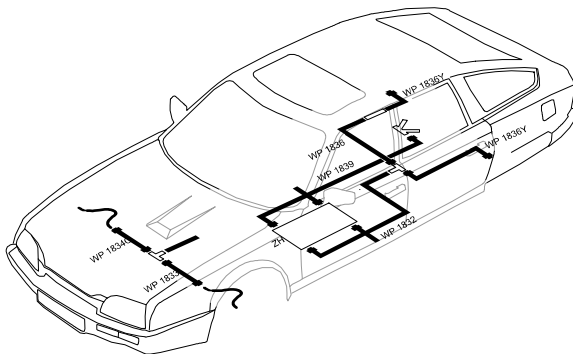
KOD CODE КОД	ŚREDNICA DIAMETER ДИАМЕТР	DŁUGOŚĆ W MM LENGHT IN MM ДЛИНА В MM
WP-1832	Ø3,50	2635
WP-1833	Ø3,50	0510
WP-1834C	Ø3,50	1100
WP-1835Y	Ø3,50	1960
WP-1836	Ø3,50	1085
WP-1836Y	Ø3,50	1980
WP-1839a	Ø3,50	3450



Zestaw/Set/Набор ZWP-5329C

PRZEWODY HYDRAULICZNE/HYDRAULIC PIPES/ГИДРАВЛИЧЕСКИЕ ТРУБКИ

KOD CODE КОД	ŚREDNICA DIAMETER ДИАМЕТР	DŁUGOŚĆ W MM LENGHT IN MM ДЛИНА В MM
WP-1842a	Ø3,50	3300
WP-1845	Ø3,50	0940
WP-1846	Ø3,50	0595
WP-1847	Ø3,50	0310
WP-1849	Ø3,50	2820



PRZEWODY AKUMULATOROWE/BATTERY BRAKES/КАБЕЛЬ АККУМУЛЯТОРНЫЙ

WP-1830	Ø3,50	1045
WP-1831	Ø3,50	0955
WP-1838	Ø3,50	0465

ODPIEWIETRNIK , BLEEDER SCREW ,ШТУЦЕР ПРОКАЧКИ ТОРМОЗОВ

PRZÓD/FRONT/ФРОНТ

TYŁ/REAR/ЗАД

0053

0092

ZH - ZAWÓR HAMULCOWY/BRAKE VALVE/ТОРМОЗНОЙ КЛАПАН

KWP - KOREKTOR WYSOKOŚCI PRZÓD/HIGH CORRECTION DEVICE FRONT/КОРРЕКТОР ВЫСОТЫ ПЕРЕД СТОРОНА

ZB - ZAWÓR BEZPIECZEŃSTWA/SAFETY DEVICE VALVE/КЛАПАН ПРЕДОХРАНИТЕЛЯ

KWT - KOREKTOR WYSOKOŚCI TYŁ/HIGH CORRECTION DEVICE REAR/КОРРЕКТОР ЦЫСОТЫ ЗАДНЯЯ СТОРОНА

ZESTAW PRZEWODÓW HAMULCOWYCH DO SAMOCHODÓW NIEMIECKICH

BRAKE PIPE SET FOR GERMAN CARS/НАБОР ТОРМОЗНЫХ ТРУБОК ДЛЯ НЕМЕЦКИХ АВТОМОБИЛЕЙ

KOD PRZEWODU BRAKE PIPE CODE КОД	ZŁĄCZKA NIPPLE НАКОНЕЧНИК	ZŁĄCZKA NIPPLE НАКОНЕЧНИК	DŁUGOŚĆ W MM LENGHT IN MM ДЛИНА В ММ	ILOŚĆ QUANTITY КОЛИЧЕСТВО
WP - 205	105	105	150	5 szt.
WP - 043	105	105	200	5 szt.
WP - 006	105	105	250	5 szt.
WP - 001	105	105	300	5 szt.
WP - 041	105	105	350	5 szt.
WP - 045	105	105	400	5 szt.
WP - 005	105	105	450	5 szt.
WP - 017	105	105	500	5 szt.
WP - 028	105	105	550	5 szt.
WP - 009	105	105	600	5 szt.
WP - 018	105	105	650	5 szt.
WP - 033	105	105	700	5 szt.
WP - 117	105	105	750	5 szt.
WP - 024	105	105	800	5 szt.
WP - 002	105	105	850	5 szt.
WP - 013	105	105	900	5 szt.
WP - 265	105	105	950	5 szt.
WP - 019	105	105	1000	5 szt.
WP - 035	105	105	1100	5 szt.
WP - 034	105	105	1200	5 szt.
WP - 196	105	105	1300	5 szt.
WP - 003	105	105	1400	5 szt.
WP - 047	105	105	1500	5 szt.

ŁĄCZNIK CONNECTOR ПЕРЕХОДНИК	L-121	10/1 - 10/1	5 szt.
ŁĄCZNIK CONNECTOR ПЕРЕХОДНИК	L-123	10/1 - 10/1,25	5 szt.
ŁĄCZNIK CONNECTOR ПЕРЕХОДНИК	L-131	10/1 - 12/1	5 szt.
REDUKCJA REDUCTOR РЕДУКТОР	R-129	10/1 - 12/1	5 szt.
WIESZAK HANGER ВЕШАЛКА			1 szt.



ZESTAW PRZEWODÓW HAMULCOWYCH DO SAMOCHODÓW FRANCUSKICH

BRAKE PIPE SET FOR FRENCH CARS/НАБОР ТОРМОЗНЫХ ТРУБОК ДЛЯ ФРАНЦУЗСКИХ АВТОМОБИЛЕЙ

KOD PRZEWODU BRAKE PIPE CODE КОД	ZŁĄCZKA NIPPLE НАКОНЕЧНИК	ZŁĄCZKA NIPPLE НАКОНЕЧНИК	DŁUGOŚĆ W MM LENGHT IN MM ДЛИНА В ММ	ILOŚĆ QUANTITY КОЛИЧЕСТВО
WP - 453	104	105	250	5 szt.
WP - 457	104	105	400	5 szt.
WP - 441	104	105	500	5 szt.
WP - 283	104	105	550	5 szt.
WP - 499	104	105	650	5 szt.
WP - 043	105	105	200	5 szt.
WP - 041	105	105	350	5 szt.
WP - 045	105	105	400	5 szt.
WP - 005	105	105	450	5 szt.
WP - 017	105	105	500	5 szt.
WP - 028	105	105	550	5 szt.
WP - 009	105	105	600	5 szt.
WP - 018	105	105	650	5 szt.
WP - 024	105	105	800	5 szt.
WP - 013	105	105	800	5 szt.
WP - 019	105	105	1000	5 szt.
WP - 286	109	109	150	5 szt.
WP - 287	109	109	600	5 szt.
WP - 296	109	109	700	5 szt.
WP - 057	109	109	1100	5 szt.
WP - 269	115	115	400	5 szt.
WP - 273	115	115	600	5 szt.
WP - 267	115	115	900	5 szt.

ŁĄCZNIK CONNECTOR ПЕРЕХОДНИК	L-121	10/1 - 10/1	5 szt.
ŁĄCZNIK CONNECTOR ПЕРЕХОДНИК	L-123	10/1 - 10/1,25	5 szt.
ŁĄCZNIK CONNECTOR ПЕРЕХОДНИК	L-131	10/1 - 12/1	5 szt.
REDUKCJA REDUCTOR РЕДУКТОР	R-129	10/1 - 12/1	5 szt.
WIESZAK HANGER ВЕШАЛКА			1 szt.



ZESTAW PRZEWODÓW HAMULCOWYCH DO SAMOCHODÓW WŁOSKICH

BRAKE PIPE SET FOR GERMAN CARS/НАБОР ТОРМОЗНЫХ ТРУБОК ДЛЯ ИТАЛЬЯНСКИХ АВТОМОБИЛЕЙ

KOD PRZEWODU BRAKE PIPE CODE КОД	ZŁĄCZKA NIPPLE НАКОНЕЧНИК	ZŁĄCZKA NIPPLE НАКОНЕЧНИК	DŁUGOŚĆ W MM LENGHT IN MM ДЛИНА В ММ	ILOŚĆ QUANTITY КОЛИЧЕСТВО
WP - 045	105	105	400	5 szt.
WP - 005	105	105	450	5 szt.
WP - 017	105	105	500	5 szt.
WP - 028	105	105	550	5 szt.
WP - 009	105	105	600	5 szt.
WP - 018	105	105	650	5 szt.
WP - 024	105	105	800	5 szt.
WP - 013	105	105	900	5 szt.
WP - 019	105	105	1000	5 szt.
WP - 034	105	105	1200	5 szt.
WP - 027	105	105	1250	5 szt.
WP - 196	105	105	1300	5 szt.
WP - 022	105	105	1350	5 szt.
WP - 056	112	112	300	5 szt.
WP - 151	112	112	350	5 szt.
WP - 150	112	112	400	5 szt.
WP - 162	112	112	450	5 szt.
WP - 053	112	112	500	5 szt.
WP - 153	112	112	650	5 szt.
WP - 053	112	112	900	5 szt.
WP - 160	112	112	1150	5 szt.
WP - 152	112	112	1250	5 szt.
WP - 523	104x	105	1000	5 szt.

ŁĄCZNIK CONNECTOR ПЕРЕХОДНИК	L-121	10/1 - 10/1	5 szt.
ŁĄCZNIK CONNECTOR ПЕРЕХОДНИК	L-123	10/1 - 10/1,25	5 szt.
ŁĄCZNIK CONNECTOR ПЕРЕХОДНИК	L-131	10/1 - 12/1	5 szt.
REDUKCJA REDUCTOR РЕДУКТОР	R-129	10/1 - 12/1	5 szt.
WIESZAK HANGER ВЕШАЛКА			1 szt.



ZESTAW PRZEWODÓW HAMULCOWYCH DO SAMOCHODÓW JAPÓŃSKICH

BRAKE PIPE SET FOR FRENCH CARS/НАБОР ТОРМОЗНЫХ ТРУБОК ДЛЯ ЯПОНСКИХ АВТОМОБИЛЕЙ

KOD PRZEWODU BRAKE PIPE CODE КОД	ZŁĄCZKA NIPPLE НАКОНЕЧНИК	ZŁĄCZKA NIPPLE НАКОНЕЧНИК	DŁUGOŚĆ W MM LENGHT IN MM ДЛИНА В ММ	ILOŚĆ QUANTITY КОЛИЧЕСТВО
WP - 578	105	116	300	5 szt.
WP - 354	105	116	350	5 szt.
WP - 579	105	116	400	5 szt.
WP - 353	105	116	950	5 szt.
WP - 461	105	116	1100	5 szt.
WP - 355	105	116	1150	5 szt.
WP - 580	105	116	1300	5 szt.
WP - 130	116	116	250	5 szt.
WP - 118	116	116	300	5 szt.
WP - 138	116	116	350	5 szt.
WP - 144	116	116	400	5 szt.
WP - 134	116	116	500	5 szt.
WP - 141	116	116	600	5 szt.
WP - 131	116	116	700	5 szt.
WP - 136	116	116	850	5 szt.
WP - 126	116	116	900	5 szt.
WP - 429	116	116	1000	5 szt.
WP - 132	116	116	1050	5 szt.
WP - 133	116	116	1100	5 szt.
WP - 129	116	116	1200	5 szt.
WP - 124	116	116	13500	5 szt.
WP - 581	116	116	1400	5 szt.
WP - 140	116	116	1500	5 szt.

ŁĄCZNIK CONNECTOR ПЕРЕХОДНИК	L-121	10/1 - 10/1	5 szt.
ŁĄCZNIK CONNECTOR ПЕРЕХОДНИК	L-123	10/1 - 10/1,25	5 szt.
ŁĄCZNIK CONNECTOR ПЕРЕХОДНИК	L-131	10/1 - 12/1	5 szt.
REDUKCJA REDUCTOR РЕДУКТОР	R-129	10/1 - 12/1	5 szt.
WIESZAK HANGER ВЕШАЛКА			1 szt.



PRZEWODY HAMULCOWE W ZWOJACH

BRAKE PIPES IN COILS / ТРУБКИ В БУХТАХ

RURA MIEDZIANA Cu COPPER TUBE Cu МЕДНАЯ ТРУБА		RURA MIEDZIANO-NIKLOWA CuNi COPPER-NICKEL TUBE CuNi МЕДНО-НИКЕЛЕВАЯ ТРУБА			RURA STALOWA W POWŁOCIE PVF STEEL TUBE IN PVP COATING СТАЛЬНАЯ ТРУБА В ОБОЛОЧКЕ ПРХ		
ŚREDNICA ZEWNĘTRZNA OUTSIDE DIAMETER НАРУЖНЫЙ ДИАМЕТР	GRUBOŚĆ ŚCIANKI WALL THICKNESS ТОЛЩИНА СТЕНКИ	ŚREDNICA ZEWNĘTRZNA OUTSIDE DIAMETER НАРУЖНЫЙ ДИАМЕТР	ŚREDNICA ZEWNĘTRZNA OUTSIDE DIAMETER НАРУЖНЫЙ ДИАМЕТР	GRUBOŚĆ ŚCIANKI WALL THICKNESS ТОЛЩИНА СТЕНКИ	ŚREDNICA ZEWNĘTRZNA OUTSIDE DIAMETER НАРУЖНЫЙ ДИАМЕТР	ŚREDNICA ZEWNĘTRZNA OUTSIDE DIAMETER НАРУЖНЫЙ ДИАМЕТР	GRUBOŚĆ ŚCIANKI WALL THICKNESS ТОЛЩИНА СТЕНКИ
3,50 mm	0,90 mm		3,50 mm	0,71 mm			
4,50 mm	0,90 mm		4,50 mm	0,71 mm			
4,75 mm	0,90 mm	3/16"	4,75 mm	0,71 mm	3/16"		
5,00 mm	0,90 mm					4,76 mm	0,71 mm
6,00 mm	0,80 mm		6,00 mm	0,71 mm		6,00 mm	0,71 mm
6,35 mm	1,00 mm	1/4"	6,35 mm	0,71 mm	1/4"	6,35 mm	0,71 mm
8,00 mm	0,80 mm	5/16"	8,00 mm	0,71 mm	5/16"	8,00 mm	0,71 mm
10,00 mm	1,00 mm						
12,00 mm	1,00 mm						

WSZYSTKIE ROZMIARY PRZEWODÓW WYSTĘPUJĄ W NASTĘPUJĄCYCH DŁUGOŚCIACH

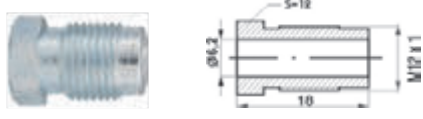
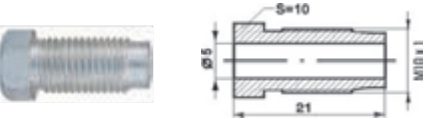
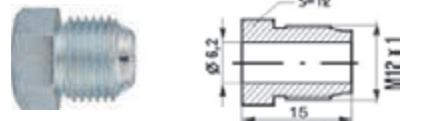
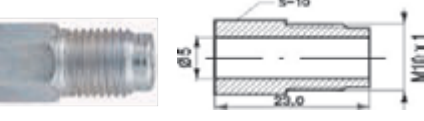
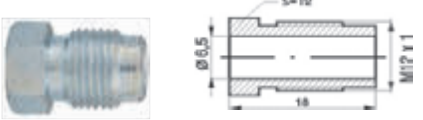

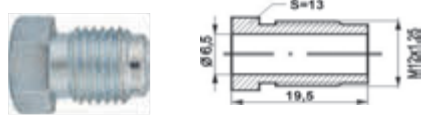
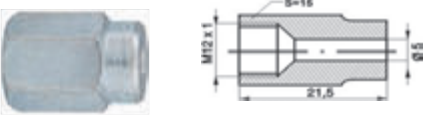
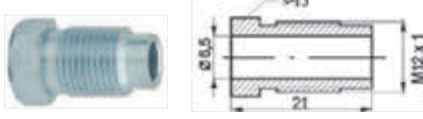
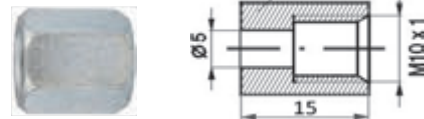
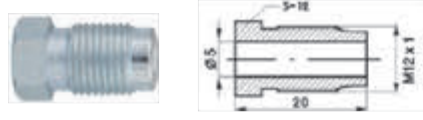
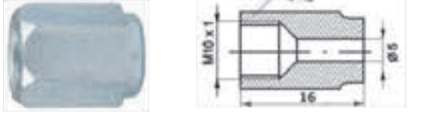
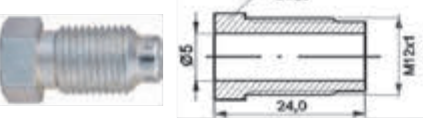
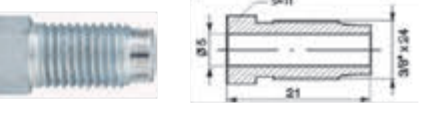
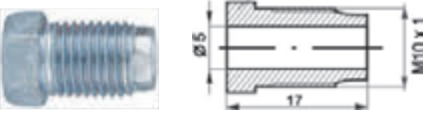
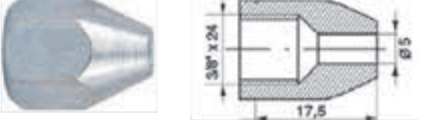
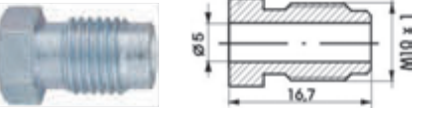

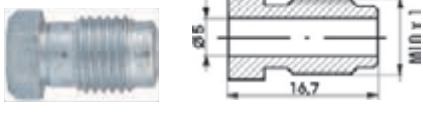

ALL DIAMETERS ARE OFFERED IN THE FOLLOWING LENGTHS / ВСЕ РАЗМЕРЫ ПРЕДАГАЮТСЯ В СЛЕДУЮЩИХ ДЛИНАХ

5 m, 10 m, 15 m, 20 m, 25 m, 30 m, 40 m, 50 m



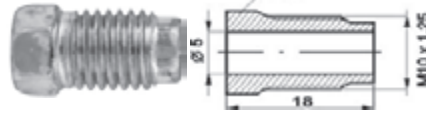
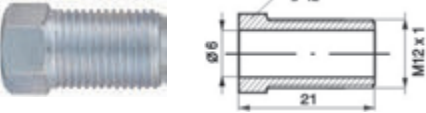
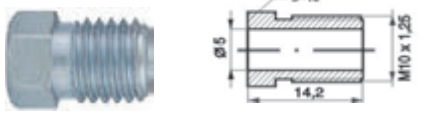
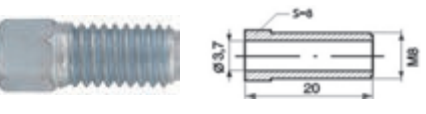
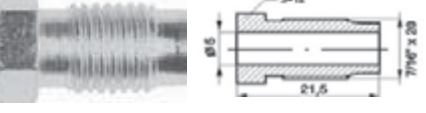
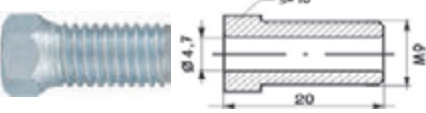
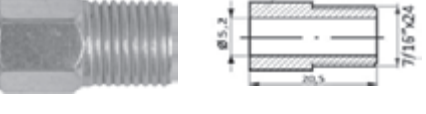
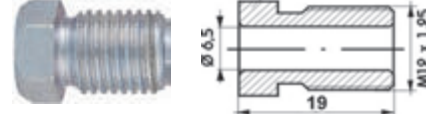
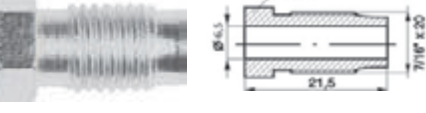
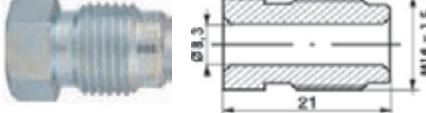
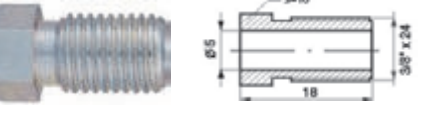
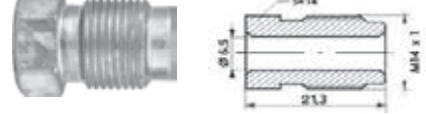
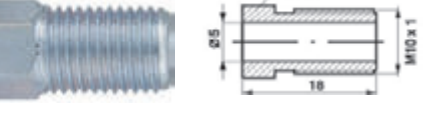
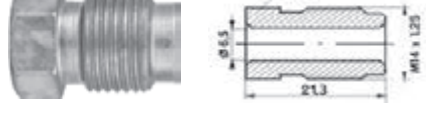
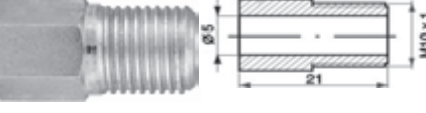
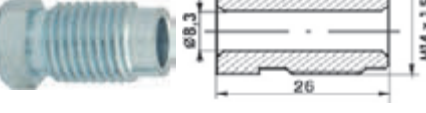
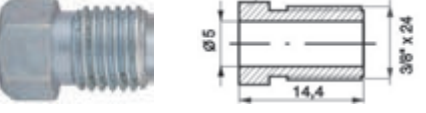

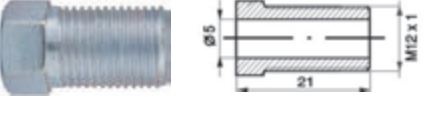
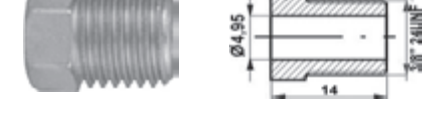
WYKAZ STOSOWANYCH ZŁĄCZEK

LIST OF USED NIPPLES/ПЕРЕЧЕНЬ ПРИМЕНЯЕМЫХ НАКОНЕЧНИКОВ

KOD ZŁĄCZKI CODE OF NIPPLE КОД НАКОНЕЧНИКА	SCHEMAT DESIGN СХЕМА	KOD ZŁĄCZKI CODE OF NIPPLE КОД НАКОНЕЧНИКА	SCHEMAT DESIGN СХЕМА
Z-102		Z-105s	
Z-102x		Z-105x	
Z-103		Z-106	
Z-103x		Z-107	
Z-103L		Z108 wymienne Z-106	
Z-104		Z-108s	
Z-104x		Z-109	
Z-105		Z-110	
Z-105a		Z-110x	
Z-105d		Z-111	

WYKAZ STOSOWANYCH ZŁĄCZEK

LIST OF USED NIPPLES/ПЕРЕЧЕНЬ ПРИМЕНЯЕМЫХ НАКОНЕЧНИКОВ

KOD ZŁĄCZKI CODE OF NIPPLE КОД НАКОНЕЧНИКА	SCHEMAT DESIGN СХЕМА	KOD ZŁĄCZKI CODE OF NIPPLE КОД НАКОНЕЧНИКА	SCHEMAT DESIGN СХЕМА
Z-112		Z-119	
Z-113		Z-120 do Citroena	
Z-114		Z-160 CITROEN M9	
Z-114s		Z-161 CITROEN M12/1,25	
Z-114x		Z-131 ŽUK PALIWO	
Z-115		Z-162 M14/1	
Z-116		Z-163 M14/1,25	
Z-116x		Z-164 M14/1,5	
Z-117		Z-165	
Z-118		Z-166	

WYKAZ STOSOWANYCH ZŁĄCZEK

LIST OF USED NIPPLES/ПЕРЕЧЕНЬ ПРИМЕНЯЕМЫХ НАКОНЕЧНИКОВ

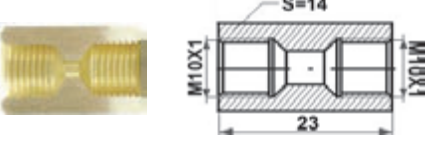
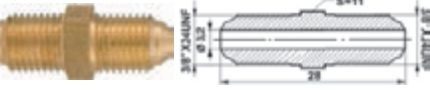
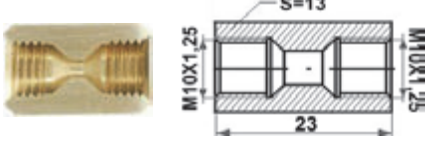
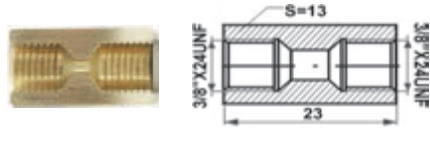
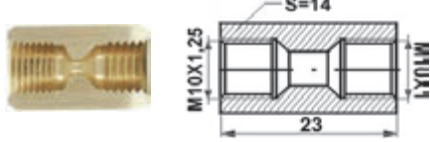
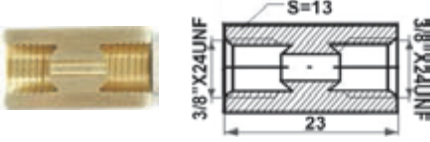
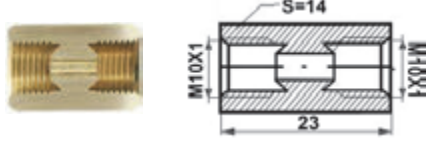
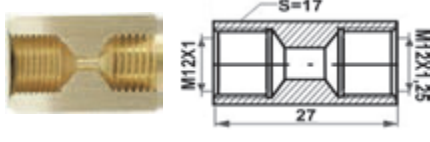
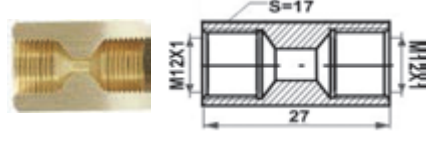
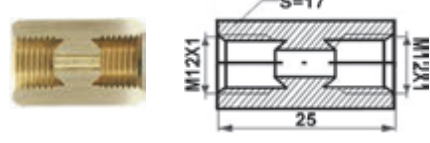
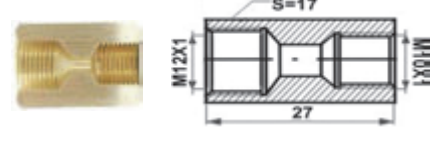
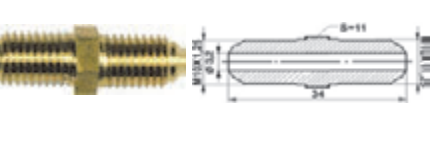
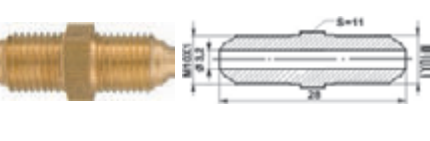
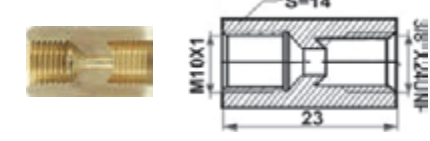
KOD ZŁĄCZKI CODE OF NIPPLE КОД НАКОНЕЧНИКА	SCHEMAT DESIGN СХЕМА	KOD ZŁĄCZKI CODE OF NIPPLE КОД НАКОНЕЧНИКА	SCHEMAT DESIGN СХЕМА
Z-167		Z-169	
Z-168			

ZAŚLEPKA/PLUG/ПРОБКА

Z-500	
-------	--

WYKAZ STOSOWANYCH ŁĄCZNIKÓW

LIST OF USED CONNECTORS/ПЕРЕЧЕНЬ ПРИМЕНЯЕМЫХ ПЕРЕХОДНИКОВ

KOD ŁĄCZNIKA CODE OF CONNECTOR КОД ПЕРЕХОДНИКА	SCHEMAT DESIGN СХЕМА	KOD ŁĄCZNIKA CODE OF CONNECTOR КОД ПЕРЕХОДНИКА	SCHEMAT DESIGN СХЕМА
Ł-121		Ł-134	
Ł-122		Ł-142	
Ł-123		Ł-143	
Ł-124		Ł-145	
Ł-130		Ł-148	
Ł-131		Ł-149	
Ł-133		Ł-301	

WYKAZ STOSOWANYCH REDUKCJI

LIST OF USED REDUCTORS/ПЕРЕЧЕНЬ ПРИМЕНЯЕМЫХ РЕДУКТОРОВ

KOD REDUKCJI CODE OF REDUCTOR КОД РЕДУКТОРА	SCHEMAT DESIGN СХЕМА	KOD REDUKCJI CODE OF REDUCTOR КОД РЕДУКТОРА	SCHEMAT DESIGN СХЕМА
R-129		R-144	
R-132		R-146	
R-135		R-147	
R-136		R-229	
R-137		R-230	
R-138		R-231	
R-139			


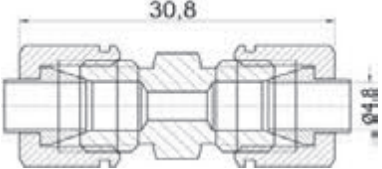

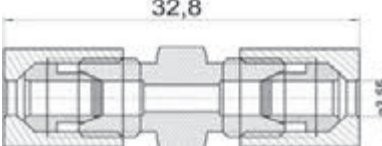

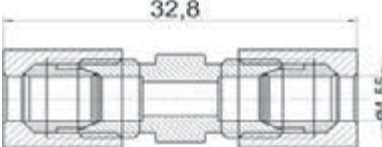

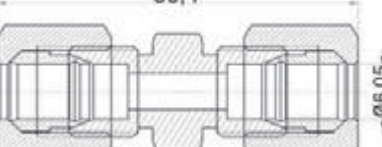

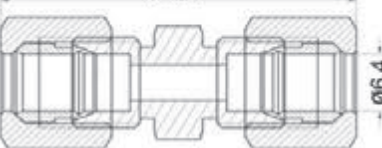

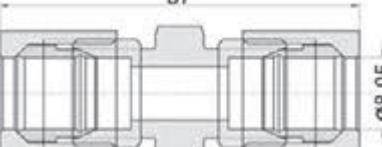
WYKAZ STOSOWANYCH TRÓJNIKÓW

LIST OF USED T-CONNECTORS/ПЕРЕЧЕНЬ ПРИМЕНЯЕМЫХ ТРОЙНИКОВ

KOD TRÓJNIKA CODE OF T-CONNECTOR КОД ТРОЙНИКА	SCHEMAT DESIGN СХЕМА	KOD TRÓJNIKA CODE OF T-CONNECTOR КОД ТРОЙНИКА	SCHEMAT DESIGN СХЕМА
T-125		T-128	
T-126		T-140	
T-127		T-141	

WYKAZ STOSOWANYCH ŁĄCZNIKÓW DO RURY

LIST OF USED CONNECTORS FOR TUBE/ПЕРЕЧЕНЬ ПРИМЕНЯЕМЫХ ПЕРЕХОДНИКОВ

KOD ŁĄCZNIKA CODE OF CONNECTOR КОД ПЕРЕХОДНИКА	SCHEMAT DESIGN СХЕМА	
ł-150		
ł-151		
ł-152		
ł-153		
ł-154		
ł-155		

TYLKO DO RURY MIEDZIANEJ
ONLY FOR THE COPPER TUBES / ТОЛЬКО МЕДНАЯ ТРУБА

ZESTAWY ZŁĄCZEK DO PRZEWODÓW HAMULCOWYCH

BRAKE PIPE NIPPLES SET / НАБОРЫ НАКОНЕЧНИКОВ ДЛЯ ТОРМОЗНЫХ ТРУБОК

5-100-01

ZESTAW DUŻY

BIG SET/НАБОР НАКОНЕЧНИКОВ (БОЛЬШОЙ)

Skład zestawu/Set contents/Набор содержит:

Kod złączki Reference no Код наконечника	Ilość Quantity Количество
WP- Z 105	100 szt/pcs/шт.
WP- Z 116	50 szt/pcs/шт.
WP- Z 103	20 szt/pcs/шт.
WP- Z 104	25 szt/pcs/шт.
WP- Z 106	25 szt/pcs/шт.
WP- Z 107	10 szt/pcs/шт.
WP- Z 112	30 szt/pcs/шт.
WP- Z 104X	15 szt/pcs/шт.
WP- Z 110X	10 szt/pcs/шт.
WP- Z 109	20 szt/pcs/шт.
WP- Z 115	20 szt/pcs/шт.
WP- Z 110	15 szt/pcs/шт.



5-100-02

ZESTAW MAŁY

SMALL SET/НАБОР НАКОНЕЧНИКОВ (МАЛЫЙ)

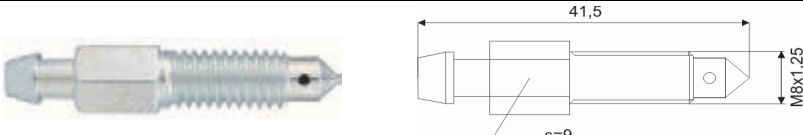
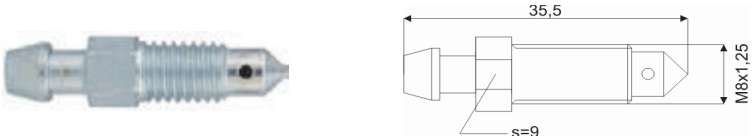
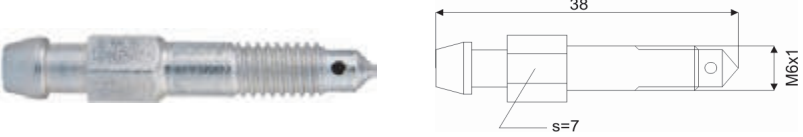
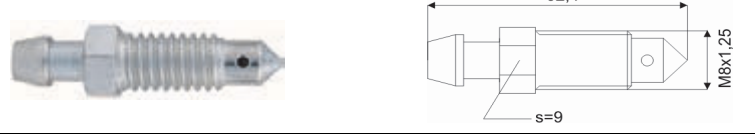
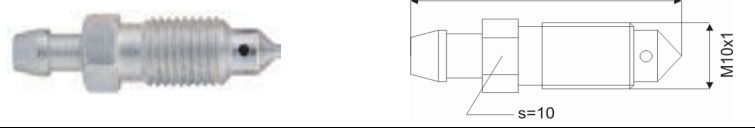






Skład zestawu/Set contents/Набор содержит:

Kod złączki Reference no Код наконечника	Ilość Quantity Количество
WP- Z 105	50 szt/pcs/шт.
WP- Z 103	15 szt/pcs/шт.
WP- Z 116	30 szt/pcs/шт.
WP- Z 107	10 szt/pcs/шт.
WP- Z 106	15 szt/pcs/шт.
WP- Z 112	15 szt/pcs/шт.
WP- Z 104	15 szt/pcs/шт.
WP- Z 109	15 szt/pcs/шт.






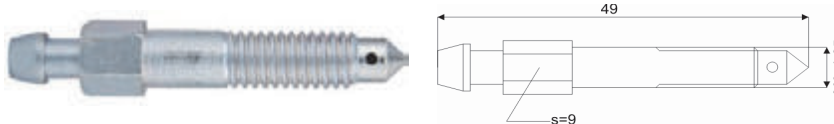







ODPOWIETRZNIKI

BLEEDER SCREWS / ШТУЦЕРЫ ПРОКАЧКИ ТОРМОЗОВ

KOD CODE КОД	SCHEMAT DESIGN СХЕМА	ZASTOSOWANIE USE МАРКА АВТОМОБИЛЯ
0010		MERCEDES-BENZ, OPEL, VAUXHALL
0011		MERCEDES-BENZ, OPEL, VAUXHALL, SAAB, SKODA, VOLVO
0013		AUDI, SUBARU, VW
0015		CITROEN, HONDA, MERCEDES-BENZ, OPEL, SKODA, VAUXHALL
0017		DAIHATSU, HONDA, MISTUBISHI, NISSAN-DATSUN, ROVER, SUBARU, SUZUKI, TOYOTA, VANDEN- PLAS, VW
0018		BLMC, FIAT, FORD, OM, TALBOT- SIMCA, TRIUMPH, VOLVO
0019		FORD, TOYOTA, VW
0033		AUDI, BMW, SAAB, VW
0039		ALFA ROMEO, BLMC, CITROEN, FIAT, FORD, HYUNDAI, MERCEDES-BENZ, OM, PEUGEOT, PRINCESS, SAAB, VOLVO, VW
0040		FORD
0049		BLMC, FORD, HILLMAN, HUMBER, SINGER, SUNBEAM, TALBOT-SIMCA, VAUXHALL, VOLVO

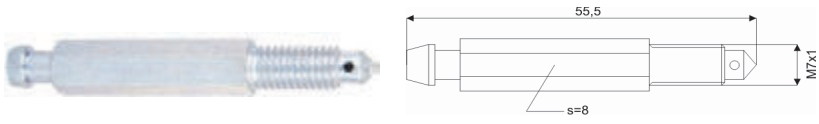
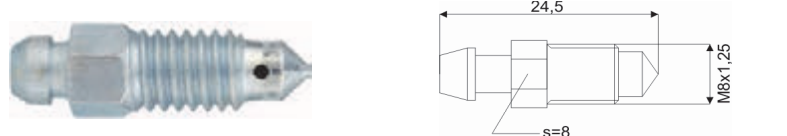


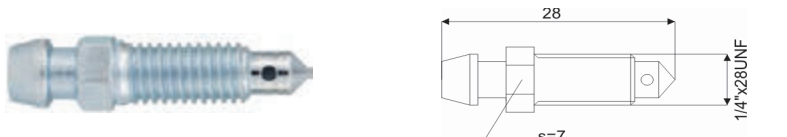
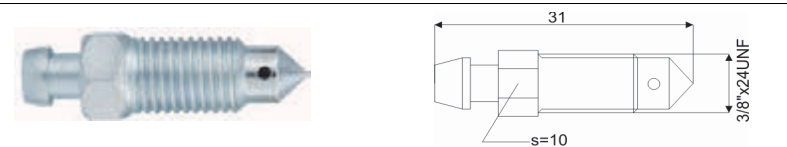
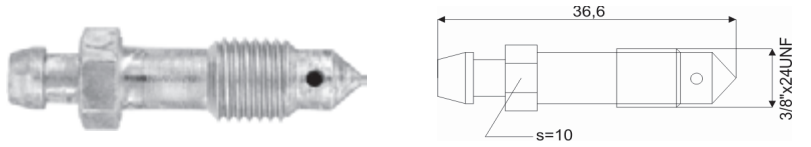
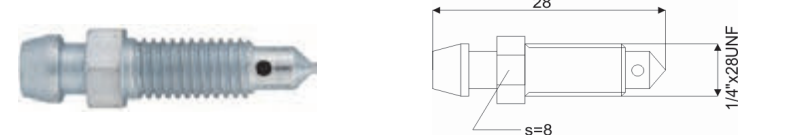
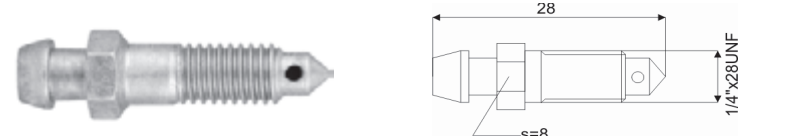
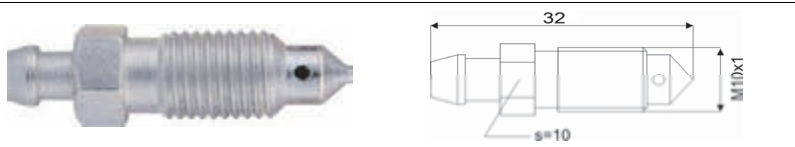

ODPOWIETRZNIKI

BLEEDER SCREWS / ШТУЦЕРЫ ПРОКАЧКИ ТОРМОЗОВ

KOD CODE КОД	SCHEMAT DESIGN СХЕМА	ZASTOSOWANIE USE МАРКА АВТОМОБИЛЯ
0053		ALFA ROMEO, BLMC, BMW, CITROEN, DACIA, DAIHATSU, FORD, ISUZU, MAZDA, NISSAN-DATSUN, PEUGEOT, RENAULT, SEAT, TALBOT-SIMCA, VOLVO, VW
0053x		ALFA ROMEO, BLMC, BMW, CITROEN, DACIA, DAIHATSU, FORD, ISUZU, MAZDA, NISSAN-DATSUN, PEUGEOT, RENAULT, SEAT, TALBOT-SIMCA, VOLVO, VW
0069		ALFA ROMEO, BLMC, FORD, MAZDA, PEUGEOT, RENAULT, TALBOT-SIMCA, TOYOTA, VOLVO
0085		FORD, MERCEDES-BENZ
0086		ALFA ROMEO, AUDI, BMW, CITROEN, DAF, DAIHATSU, FIAT, FORD, MAZDA, MITSUBISHI, PEUGEOT, RENAULT, SAAB, SUBARU, TALBOT-SIMCA, TOYOTA, VOLVO, VW
0087		ALFA ROMEO, AUDI, BMW, CITROEN, DAIHATSU, OPEL, PEUGEOT, SUBARU, TALBOT-SIMCA, VAUXHALL, VOLVO, VW
0088		MERCEDES-BENZ, MITSUBISHI, OPEL, SAAB, TALBOT-SIMCA, TOYOTA, VAUXHALL
0089		FORD, MAZDA
0090		MAZDA, OPEL, VAUXHALL
0091		MAZDA
0092		CITROEN

ODPOWIETRZNIKI

BLEEDER SCREWS / ШТУЦЕРЫ ПРОКАЧКИ ТОРМОЗОВ

KOD CODE КОД	SCHEMAT DESIGN СХЕМА	ZASTOSOWANIE USE МАРКА АВТОМОБИЛЯ
0094		FORD
0100		ALFA ROMEO, AUTOBIANCHI, CITROEN, FIAT, HONDA, LADA, LANCIA, PEUGEOT, POLMO, ROVER, SEAT, TALBOT-SIMCA, VANDEN PLAS, ZASTAWA
0101		HONDA
0103		OPEL, VAUXHALL
0105		BLMC, VAUXHALL
0107		BLMC, FORD, MG, RILEY, VANDEN PLAS, WOLSELEY
0108		BLMC, FORD, HILLMAN, JAGUAR, LOTUS, MORGAN, ROVER, SAAB, SUNBEAM, TALBOT-SIMCA, TRIUMPH, VAUXHALL
0120		IVECO, VOLVO
0120x		SPECIAL FOR REBUILDING VOLVO
0131		ŻUK, TICO
0132		PONTIAC

PRZYRZĄDY DO ZARABIANIA PRZEWODÓW HAMULCOWYCH

BRAKE PIPE FLARING TOOLS / ПРИБОРЫ ДЛЯ ИЗГОТОВЛЕНИЯ ТОРМОЗНЫХ ТРУБОК

WJ 0100

Przyrząd zarabia 2 średnice rurek: $\varnothing 4,75$ mm (3/16") oraz $\varnothing 6,35$ mm (1/4"). Na każdej z wymienionych średnic przyrząd może dorobić dwa rodzaje spęczeń: tzw. w kształcie grzybka (gł. do samochodów europejskich) i lejka (do samochodów japońskich oraz koreańskich).

The tool operates with two pipe diameters: $\varnothing 4,75$ mm (3/16") and $\varnothing 6,35$ mm (1/4"). It's possible to get 2 flare types on both diameters: single flare (mostly used in european cars) and double flare (mostly used in asian cars).

Прибор развальцовывает трубки диаметром 4,75мм(3/16') и 6,35мм(1/4'), с высадками в виде грибка (главным образом для европейских автомобилей) и в виде воронки (для японских и корейских автомобилей).



W komplecie z przyrządem występują:

- szczęki do rury o średnicy 4,75 mm (3/16");
- szczęki do rury o średnicy 6,35 mm (1/4");
- zakuwaki do rury o średnicy 4,75 mm (3/16")(w Bębnie);
- zakuwaki do rury o średnicy 6,35 mm (1/4")(w Bębnie);
- zderzak ustawiający rurkę w Bębnie.

The Tool-Kit contains:

- clamps for pipe (diameter $\varnothing 4,75$ mm (3/16"));
- clamps for pipe (diameter $\varnothing 6,35$ mm (1/4"));
- punches for pipe (diameter $\varnothing 4,75$ mm (3/16"))(in Drum);
- punches for pipe (diameter $\varnothing 6,75$ mm (3/16"))(in Drum);
- spacer (in Drum).

В комплекте с прибором используются:

- планки для зажима трубы диаметром 4,75мм(3/16');
- планки для зажима трубы диаметром 6,35мм(1/4');
- высадки для трубы диаметром 4,75мм(3/16')(в барабанах);
- высадки для трубы диаметром 6,35мм(1/4')(в барабанах);
- фиксирующий трубу упор (в барабанах).

AUTOMATIC 0103

Przyrząd zarabia 2 średnice rurek: $\varnothing 4,75$ mm (3/16") oraz $\varnothing 6,35$ mm (1/4"). Na każdej z wymienionych średnic przyrząd może dorobić dwa rodzaje spęczeń: tzw. w kształcie grzybka (gł. do samochodów europejskich) i lejka (do samochodów japońskich oraz koreańskich).

The tool operates with two pipe diameters: $\varnothing 4,75$ mm (3/16") and $\varnothing 6,35$ mm (1/4"). It's possible to get 2 flare types on both diameters: single flare (mostly used in european cars) and double flare (mostly used in asian cars).

Прибор развальцовывает трубки диаметром 4,75мм(3/16') и 6,35мм(1/4'), с высадками в виде грибка (главным образом для европейских автомобилей) и в виде воронки (для японских и корейских автомобилей).



W komplecie z przyrządem występują:

- szczęki do rury o średnicy 4,75 mm (3/16");
- szczęki do rury o średnicy 6,35 mm (1/4");
- zakuwaki do rury o średnicy 4,75 mm (3/16");
- zakuwaki do rury o średnicy 6,35 mm (1/4");
- zderzak ustawiający rurkę.

The Tool-Kit contains:

- clamps for pipe (diameter $\varnothing 4,75$ mm (3/16"));
- clamps for pipe (diameter $\varnothing 6,35$ mm (1/4"));
- punches for pipe (diameter $\varnothing 4,75$ mm (3/16"));
- punches for pipe (diameter $\varnothing 6,75$ mm (3/16"));
- spacer.

В комплекте с прибором используются:

- планки для зажима трубы диаметром 4,75мм(3/16');
- планки для зажима трубы диаметром 6,35мм(1/4');
- высадки для трубы диаметром 4,75мм(3/16');
- высадки для трубы диаметром 6,35мм(1/4');
- фиксирующий трубу упор.

PRZYRZĄDY DO ZARABIANIA PRZEWODÓW HAMULCOWYCH

BRAKE PIPE FLARING TOOLS / ПРИБОРЫ ДЛЯ ИЗГОТОВЛЕНИЯ ТОРМОЗНЫХ ТРУБОК

FTD 350

Przyrząd do zarabiania przewodów hamulcowych - miedzianych, miedziano/niklowych, stalowych o średnicy: 4,75mm, 6,00mm, 1/4", 5/16", 3/8".

Brake pipe flaring tool for - copper, copper/nickel and steel tubes for sizes: 4,75mm, 6,00mm, 1/4", 5/16", 3/8".

Прибор для изготовления тормозных трубок медных, медно-никелевых, стальных диаметром: 4,75mm, 6,00mm, 1/4", 5/16", 3/8".




FTD 414

Przyrząd do zarabiania przewodów hamulcowych - miedzianych, miedziano/niklowych, stalowych o średnicy: 4,75mm, 6,00mm, 6,35mm. Umożliwia zarobienie przewodów „pod samochodem”.

Brake pipe flaring tool for -copper, copper/nickel & steel tubes of diameter: 4,75mm, 6,00mm, 6,35mm. FTD-414 tool allows you to flare the pipe directly under your vehicle.

Прибор для изготовления тормозных трубок (медных, медно-никелевых и стальных) диаметром: 4,75 мм., 6,0 мм., 6,35 мм. С помощью этого прибора Вы сможете изготовить тормозную трубку прямо „под автомобилем”.



PRZYRZĄDY DO ZARABIANIA PRZEWODÓW HAMULCOWYCH

BRAKE PIPE FLARING TOOLS / ПРИБОРЫ ДЛЯ ИЗГОТОВЛЕНИЯ ТОРМОЗНЫХ ТРУБОК

FTD 250

Przyrząd do zarabiania przewodów hamulcowych o średnicy: 4,75mm, 6,35mm, 5/16", 3/8", 7/16", 1/2", 5/8".

+mini przecinak do rur miedzianych
+gradownik do rur

Double flaring tool kit for sizes: 4,75mm, 6,35mm, 5/16", 3/8", 7/16", 1/2", 5/8".

+pc deburring tool
+mini tubing cutter

Прибор для изготовления тормозных трубок диаметром: 4,75mm, 6,35mm, 5/16", 3/8", 7/16", 1/2", 5/8".

+Мини резак для медных трубок
+Приспособление для снятия заусенцев




FTC 03 CIT

Specjalny do Citroena/Special for Citroen/Специально для Citroen

Przyrząd do zarabiania przewodów hamulcowych oraz hydraulicznych o średnicy 3,50mm, 4,50mm, 6,35mm do samochodów marki Citroen (2CV, BX, CX, XM, XANTIA).

Brake & hydraulic pipes flaring tools suitable for 3,50mm, 4,50mm, 6,35mm diameter and dedicated to Citroen vehicles (2CV, BX, CX, XM, XANTIA)

Прибор для заготовки тормозных и гидравлических трубок диаметром 3,50 мм, 4,50 мм, 6,35 мм для автомобилей Citroen (2CV, BX, CX, XM, XANTIA)



GIĘTARKI DO RUR

TUBING BENDERS / РУЧНЫЕ ТРУБОГИБЫ

TB 346

Giętarka ręczna do rur o średnicy 3-6mm.
Kąt gięcia 0°-90°.

Tubing bender for sizes 3-6mm.
Bend angle 0°-90°.

Ручной трубогиб для трубок диаметром 3-6
Угол гибки 0°-90°.



TB 312M

Giętarka ręczna do rur o średnicy 6-10 mm.
Kąt gięcia 0°-180°.

Tubing bender for sizes 6-10 mm.
Bend angle 0°-180°.

Ручной трубогиб для трубок диаметром 6-10
Угол гибки 0°-180°.



TB 410

Giętarka ręczna do rur o średnicy:
4,75mm, 6,35mm, 8,00mm, 10,00mm.
Kąt gięcia 0-90°.

Tubing bender for sizes:
4,75mm, 6,35mm, 8,00mm, 10,00mm.
Bend angle 0-90°.

Ручной трубогиб для трубок диаметром:
4,75мм, 6,35мм, 8,00мм, 10,00мм.
Угол гибки 0-90°.



DT 601

Gradownik do rur

Inner reamer for tubes

Приспособление для снятия заусенцев



PRZECINARKI DO RUR

CUTTERS FOR TUBES/РЕЗАКИ ДЛЯ ТРУБОК

TCM 130D

Mini przecinarka do rur miedzianych o średnicy 3-16mm
Mini cutter for copper tubes for sizes 3-16mm
Мини резак для медных трубок диаметром 3-16 мм



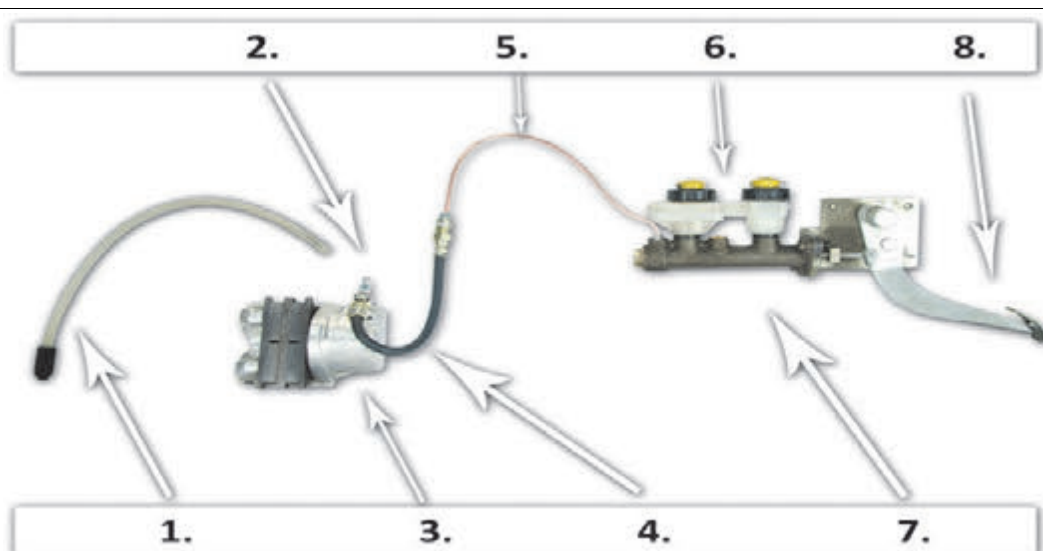
TC110A

Przecinarka do rur miedzianych o średnicy 3-28mm
Cutter for copper tubes for sizes 3-28mm
Резак для медных трубок диаметром 3-28 мм



PRZYRZĄD DO ODPOWIETRZANIA UKŁADU HAMULCOWEGO

BRAKE PIPE BLEEDING TOOL / ПРИБОР ДЛЯ ПРОКАЧКИ ТОРМОЗОВ



1. Przyrząd do odpowietrzania
2. Odpowietrznik
3. Zacisk
4. Przewód hamulcowy elastyczny
5. Przewód hamulcowy
6. Zbiorniczek na płyn hamulcowy
7. Pompa hamulcowa
8. Pedał hamulca

1. Brake pipe bleeding tool
2. Bleeder Screw
3. Brake caliper
4. Brake hose
5. Brake Pipe
6. Brake pipe fluid supply tank
7. Brake master cylinder
8. Brake pedal

1. Прибор для прокачки тормозов
2. Штуцер прокачки
3. Клемма
4. Тормозный шланг
5. Тормозная трубка
6. Ёмкость для слива тормозной жидкости
7. Тормозный насос
8. Педаль тормоза

Instrukcja obsługi:

Oczyść brudny odpowietrznik a następnie nałóż rurkę i zamocuj.
Złuzuj odpowietrznik i przekręć pół obrotu za pomocą odpowiedniego klucza.
Drugą końcówkę rurki włóż do zbiorniczka na zużyty płyn.
Wciśnij kilka razy pedał hamulca tak , aby usunąć powietrze i stary płyn.

Manual:

Clean the dirty bleeder, put the pipe on it and fix it.
Loosen the bleeder and make a half a turn by a suitable spanner.
Place the other end of the pipe into a container for the used brake fluid.
Press the brake pedal a few times so as to remove the air and the old fluids.

Инструкция по эксплуатации:

Очистить штуцер и надеть на него прибор.
Выкрутить штуцер на пол оборота.
Свободный конец прибора поместить в ёмкости для слива тормозной жидкости.
Нажимая на педаль тормоза, удалить воздух из тормозной системы (при этом необходимо доливать новую тормозную жидкость в бачёк главного тормозного цилиндра).

ROZPIERACZE, SAMOREGULATORY
ADJUSTERS, SELF-REGULATORS \ САМОРЕГУЛИРУЮЩИЕСЯ И РАСПОРНЫЕ ПЛАНКИ

MARKA/MODEL	KOD	POŁOŻENIE*	REFERENCJE	ROK PRODUKCJI	WYMIARY BĘBNA	MARKA/MODEL	KOD	POŁOŻENIE*	REFERENCJE	ROK PRODUKCJI	WYMIARY BĘBNA
BRAND/MODEL	CODE	LOCATION*	REFERENCES	PRODUCTION YEAR	DRUM SIZE	BRAND/MODEL	CODE	LOCATION*	REFERENCES	PRODUCTION YEAR	DRUM SIZE
МАРКА АВТОМОБИЛЯ	КОД	РАСПОЛОЖЕНИЕ	ПРОИЗВОДИТЕЛЬ	ГОД ВЫПУСКА	РАЗМЕРЫ БАРАБАНА	МАРКА АВТОМОБИЛЯ	КОД	РАСПОЛОЖЕНИЕ	ПРОИЗВОДИТЕЛЬ	ГОД ВЫПУСКА	РАЗМЕРЫ БАРАБАНА
ALFA ROMEO						FIAT					
33	WPS 1.1129	TL	Bendix	83>08.94	203x38	Panda	WPB 1.1040	TP/TL	AP LOCKHEED	09.03>	180x30
33	WPS 1.1130	TP	Bendix	83>08.94	203x38	Punto	WPS 1.1100	TP	Bendix	01.93>12.97	180x30
145	WPS 1.1129	TL	Bendix	07.94>02.01	203x38	Punto	WPS 1.1101	TL	Bendix	01.93>12.97	180x30
145	WPS 1.1130	TP	Bendix	07.94>02.01	203x38	Punto	WPS 1.1462	TP	LUCAS	93>	180x30
146	WPS 1.1129	TL	Bendix	07.94>02.01	203x38	Punto	WPS 1.1463	TL	LUCAS	93>	180x30
146	WPS 1.1130	TP	Bendix	07.94>02.01	203x38	Punto	WPB 1.1040	TP/TL	AP LOCKHEED	11.93>05.03	180x30
AUDI						FIAT					
80	WPS 1.1601	TP	VW	02.89>08.90	200x40	Punto II	WPS 1.1106	TP/TL		1999-	180x40
80	WPS 1.1602	TL	VW	02.89>08.90	200x40	Siena	WPS 1.1284	TP	ATE	04.95>	185x29
90	WPS 1.1601	TP	VW	02.89>08.90	200x40	Siena	WPS 1.1285	TL	ATE	04.95>	185x29
90	WPS 1.1602	TL	VW	02.89>08.90	200x40	Tempra	WPS 1.949	TP	Daico nr 49.92.2197 BENDIX R.A.D. Trusting nr Bl 23		
A2	WPS 1.1601	TP	VW	06.00>08.05	200x40	Tempra	WPS 1.950	TL	Daico nr 49.92.2191 BENDIX R.A.I. Trusting nr Bl 23.1		
A2	WPS 1.1602	TL	VW	06.00>08.05	200x40	Tempra	WPS 1.1100	TP	Bendix	11.89>08.96	180x30
CITROEN						FIAT					
C2	WPS 1.1397	TL	LUCAS	09.03>	203x38	Tempra	WPS 1.1101	TL	Bendix	11.89>08.96	180x30
C2	WPS 1.1398	TP	LUCAS	09.03>	203x38	Tempra	WPS 1.1462	TP	LUCAS	89>96	180x30
C3	WPS 1.1397	TL	LUCAS	02.02>	203x38	Tempra	WPS 1.1463	TL	LUCAS	89>96	180x30
C3	WPS 1.1398	TP	LUCAS	02.02>	203x38	Tipo	WPS 1.1100	TP	Bendix	88>95	180x30
Dispatch	WPS 1.1129	TL	Bendix	10.95>08.00	255x60	Tipo	WPS 1.1101	TL	Bendix	88>95	180x30
Dispatch	WPS 1.1130	TP	Bendix	10.95>08.00	255x60	Tipo	WPS 1.1462	TP	LUCAS	88>93	180x30
Evasion	WPS 1.1129	TL	Bendix	06.94>07.02	255x60	Tipo	WPS 1.1463	TL	LUCAS	88>93	180x30
Evasion	WPS 1.1130	TP	Bendix	06.94>07.02	255x60	FORD					
Jumper	WPS 1.1401	TL	LUCAS	02.94>03.02	254x57	Escort	WPS 1.F010	TP	LUCAS	90>93	203x38
Jumper	WPS 1.1402	TP	LUCAS	02.94>03.02	254x57	Escort	WPS 1.F011	TL	LUCAS	90>93	203x38
Jumper	WPS 1.1530	TP	LUCAS	02.94>03.02	254x57	Escort	WPB 1.1040	TP/TL	AP LOCKHEED	01.95>08.00	180x32
Jumper	WPS 1.1531	TL	LUCAS	02.94>03.02	254x57	Escort	WPS 1.F040	TP	LUCAS	91>	180x30
Jumpy	WPS 1.1129	TL	Bendix	10.95>12.06	255x60	Escort	WPS 1.F041	TL	LUCAS	91>	180x30
Jumpy	WPS 1.1130	TP	Bendix	10.95>12.06	255x60	Fiesta	WPS 1.F040	TP	LUCAS	09.95>	180x30
Realy	WPS 1.1401	TL	LUCAS	02.94>03.02	254x57	Fiesta	WPS 1.F041	TL	LUCAS	09.95>	180x30
Realy	WPS 1.1402	TP	LUCAS	02.94>03.02	254x57	Fiesta	WPB 1.1040	TP/TL	AP LOCKHEED	12.94>02.02	180x32
Realy	WPS 1.1530	TP	LUCAS	02.94>04.02	254x57	Fiesta	WPS 1.F020	TP	LUCAS	08.98>04.05	202x37
Realy	WPS 1.1531	TL	LUCAS	02.94>04.02	254x57	Fiesta	WPS 1.F021	TL	LUCAS	08.98>04.05	202x37
Synergie	WPS 1.1129	TL	Bendix	10.95>08.00	255x60	Ka	WPS 1.F040	TP	LUCAS	96>	180x30
Synergie	WPS 1.1130	TP	Bendix	10.95>08.00	255x60	Ka	WPS 1.F041	TL	LUCAS	96>	180x30
Xsara	WPS 1.1077	TL	LUCAS	02.96>10.00	180x30	Ka	WPB 1.1040	TP/TL	AP LOCKHEED	09.96>	180x32
Xsara	WPS 1.1129	TL	Bendix	11.00>08.05	229x40	Mondeo	WPS 1.F030	TP	LUCAS	01.93>10.00	228x44
Xsara	WPS 1.1130	TP	Bendix	11.00>08.05	229x40	Mondeo	WPS 1.F031	TL	LUCAS	01.93>10.00	228x44
Xsara	WPS 1.1462	TP	LUCAS	96>00	180x30	Orion	WPS 1.F010	TP	LUCAS	90>93	203x38
Xsara	WPS 1.1463	TL	LUCAS	96>00	180x30	Orion	WPS 1.F011	TL	LUCAS	90>93	203x38
Xsara	WPS 1.1076	TP	LUCAS	02.96>10.00	180x30	Puma	WPS 1.F040	TP	LUCAS	97>	180x30
ZX	WPS 1.1076	TP	LUCAS	03.91>10.97	180x30	Puma	WPS 1.F041	TL	LUCAS	97>	180x30
ZX	WPS 1.1077	TL	LUCAS	03.91>10.97	180x30	Puma	WPB 1.1040	TP/TL	AP LOCKHEED	05.97>02.00	180x32
ZX	WPS 1.1100	TP	Bendix	03.91>10.97	180x30	Transit	WPS 1.F050	TP	BOSCH	03.00>06.06	254X52; 280X64
ZX	WPS 1.1101	TL	Bendix	03.91>10.97	180x30	Transit	WPS 1.F051	TL	BOSCH	03.00>06.06	254X52; 280X64
ZX	WPS 1.1129	TL	Bendix	03.91>10.97	229x40	HYUNDAI					
ZX	WPS 1.1130	TP	Bendix	03.91>10.97	229x40	Accent (X-3)	WPS 1.1811	TP	SUMITAMO	07.93>12.99	180x37
ZX	WPS 1.1462	TP	LUCAS	91>98	180x30	Accent (X-3)	WPS 1.1812	TL	SUMITAMO	07.93>12.99	180x37
ZX	WPS 1.1463	TL	LUCAS	91>98	180x30	Atos	WPS 1.1811	TP	MANDO	02.98>	180x32
DAEWOO						Atos	WPS 1.1812	TL	MANDO	02.98>	180x32
Matiz	WPS 1.1052	TP	DAEWOO	04.98>02.05	180x31	Exel	WPS 1.1811	TP	SUMITAMO	08.09>08.99	180x37
Matiz	WPS 1.1053	TL	DAEWOO	04.98>02.05	180x31	Exel	WPS 1.1812	TL	SUMITAMO	08.09>08.99	180x37
FIAT						Getz(TB)	WPS 1.1811	TP	MANDO	09.02>	180x32
Brava	WPB 1.1040	TP/TL	AP LOCKHEED	09.95>10.01	180x30	Getz(TB)	WPS 1.1812	TL	MANDO	09.02>	180x32
Brava	WPS 1.1129	TL	Bendix	09.95>10.01	203x38	Pony (X-2)	WPS 1.1811	TP	SUMITAMO	08.89>08.99	180x37
Brava	WPS 1.1130	TP	Bendix	09.95>10.01	203x38	Pony (X-2)	WPS 1.1812	TL	SUMITAMO	08.89>08.99	180x37
Bravo	WPS 1.1129	TL	Bendix	09.95>10.01	203x38	LANCIA					
Bravo	WPS 1.1130	TP	Bendix	09.95>10.01	203x38	Debra -ABS	WPS 1.1100	TP	Bendix	01.90>07.99	180x30
Bravo	WPB 1.1040	TP/TL	AP LOCKHEED	09.95>10.01	180x30	Debra -ABS	WPS 1.1101	TL	Bendix	01.90>07.99	180x30
Ducato	WPS 1.1401	TL	LUCAS	02.94>03.02	254x57	Y	WPB 1.1040	TP/TL	AP LOCKHEED	11.95>09.03	180x30
Ducato	WPS 1.1402	TP	LUCAS	02.94>03.02	254x57	MAZDA					
Ducato	WPS 1.1530	TP	LUCAS	02.94>03.02	254x57	121 III	WPS 1.F040	TP	LUCAS	04.96>10.02	180x30
Ducato	WPS 1.1531	TL	LUCAS	02.94>03.02	254x57	121 III	WPS 1.F041	TL	LUCAS	04.96>10.02	180x30
Marea	WPS 1.1129	TL	Bendix	10.98>08.02	203x38	121 III	WPB 1.1040	TP/TL	AP LOCKHEED	04.96>10.02	180x32
Marea	WPS 1.1130	TP	Bendix	10.98>08.02	203x38	MERCEDES					
Palio	WPS 1.1284	TP	ATE	04.96>	185x29	A (W 168)	WPS 1.1621	TP	LUCAS	09.97>08.04	180x49
Palio	WPS 1.1285	TL	ATE	04.96>	185x29	A (W 168)	WPS 1.1622	TL	LUCAS	09.97>08.04	180x49
						Mercedes Benz 180D	WPS 1.1083	TL	LUCAS		
						Mercedes Benz 180D	WPS 1.1082	TP	LUCAS		

* - TP = Tył prawy/Rear right/Зад Правый, TL=Tył lewy/Read left/Зад Левый

ROZPIERACZE, SAMOREGULATORY

ADJUSTERS, SELF-REGULATORS \ САМОРЕГУЛИРУЮЩИЕСЯ И РАСПОРНЫЕ ПЛАНКИ

MARKA/MODEL	KOD	POŁOŻENIE*	REFERENCJE	ROK PRODUKCJI	WYMIARY BĘBNA	MARKA/MODEL	KOD	POŁOŻENIE*	REFERENCJE	ROK PRODUKCJI	WYMIARY BĘBNA
BRAND/MODEL	CODE	LOCATION*	REFERENCES	PRODUCTION YEAR	DRUM SIZE	BRAND/MODEL	CODE	LOCATION*	REFERENCES	PRODUCTION YEAR	DRUM SIZE
МАРКА АВТОМОБИЛЯ	КОД	РАСПОЛОЖЕНИЕ	ПРОИЗВОДИТЕЛЬ	ГОД ВЫПУСКА	РАЗМЕРЫ БАРАБАНА	МАРКА АВТОМОБИЛЯ	КОД	РАСПОЛОЖЕНИЕ	ПРОИЗВОДИТЕЛЬ	ГОД ВЫПУСКА	РАЗМЕРЫ БАРАБАНА
MERCEDES						RENAULT					
Sprinter	WPS 1.1302	TP				Clio I	WPS 1.1100	TP	Bendix	06.90>02.98	180x30; 180x42
Sprinter	WPS 1.1303	TL				Clio I	WPS 1.1101	TL	Bendix	06.90>02.98	180x30; 180x42
Sprinter Cdi (901,902,903,906)	WPS.BAS128	TP/TL		04.2000>		Clio II	WPS 1.1100	TP	Bendix	09.98>05.05	180x30; 180x42
	WPS.BAS127	LH		04.2000>		Clio II	WPS 1.1101	TL	Bendix	09.98>05.05	180x30; 180x42
Vito Cdi (W639)	WPS.BAS129	TP/TL		09.2003>		Clio II	WPS 1.1129	TL	Bendix	09.98>05.05	203x38
Vito Cdi (W639)	WPS.BAS127	LH		09.2003>		Clio II	WPS 1.1130	TP	Bendix	09.98>05.05	203x38
NISSAN						EXPRESS					
Micra	WPS 1.1641	TP	LUCAS	08.92>12.02	180x25	Express	WPS 1.950	TL	Daico nr 49.92.2191 BENDIX R.A.I. Trusting nr Bl 23.1		
Micra	WPS 1.1642	TL	LUCAS	08.92>12.02	180x25	Express	WPS 1.949	TP	Daico nr 49.92.2197 BENDIX R.A.D. Trusting nr Bl 23		
OPEL						LAGUNA					
Agila	WPS 1.1651	TP	OPEL	03.00>	180x26	Laguna	WPS 1.1397	TL	LUCAS	11.93>02.01	202x37
Agila	WPS 1.1652	TL	OPEL	03.00>	180x26	Laguna	WPS 1.1398	TP	LUCAS	11.93>02.01	202x37
Astra	WPS 1.1086	TP	OPEL	92>98	200x30	Laguna	WPS 1.1399	TL	LUCAS	11.93>02.01	229x38
Astra	WPS 1.1087	TL	OPEL	92>98	200x30	Laguna	WPS 1.1400	TP	LUCAS	11.93>02.01	229x38
Astra G	WPS 1.1611	TP	LUCAS	04.98>10.05	228,6x42	Megane I	WPS 1.1129	TL	Bendix	01.96>10.02	203x38
Astra G	WPS 1.1612	TL	LUCAS	04.98>10.05	228,6x42	Megane I	WPS 1.1130	TP	Bendix	01.96>10.02	203x38
Corsa	WPS 1.1086	TP	OPEL	07.84>91	200x30	Megane I	WPS 1.1399	TL	LUCAS	01.96>10.02	229x38
Corsa	WPS 1.1087	TL	OPEL	07.84>91	200x30	Megane I	WPS 1.1400	TP	LUCAS	01.96>10.02	229x38
Tigra	WPS 1.1086	TP	OPEL	94>	200x30	R11	WPS 1.1462	TP	LUCAS	86>87	180x30
Tigra	WPS 1.1087	TL	OPEL	94>	200x30	R11	WPS 1.1463	TL	LUCAS	86>87	180x30
Vectra B	WPS 1.1611	TP	LUCAS	09.95>07.03	228,6x42	R11 - Turbo	WPS 1.1100	TP	Bendix	09.86>89	180x42
Vectra B	WPS 1.1612	TL	LUCAS	09.95>07.03	228,6x42	R11 - Turbo	WPS 1.1101	TL	Bendix	09.86>89	180x42
Zafira	WPS 1.1611	TP	LUCAS	04.99>06.05	228,6x42	R19	WPS 1.1100	TP	Bendix	09.88>06.96	180x30; 180x42
Zafira	WPS 1.1612	TL	LUCAS	04.99>06.05	228,6x42	R19	WPS 1.1101	TL	Bendix	09.88>06.96	180x30; 180x42
PEUGEOT						R19					
205	WPS 1.1076	TP	LUCAS	03.83>12.97	180x30; 180x40	R19	WPS 1.1129	TL	Bendix	09.88>06.96	203x38
205	WPS 1.1077	TL	LUCAS	03.83>12.97	180x30; 180x40	R19	WPS 1.1130	TP	Bendix	09.88>06.96	203x38
206	WPS 1.1100	TP	Bendix	09.98>08.01	180x30	R19	WPS 1.1462	TP	LUCAS	92>96	180x30
206	WPS 1.1101	TL	Bendix	09.98>08.01	180x30	R19	WPS 1.1463	TL	LUCAS	92>96	180x30
206	WPS 1.1114	TP	Daico nr 49.92.2196 System Bendix Trusting nr Bl 22.1A			R21	WPS 1.1462	TP	LUCAS	86>87	180x30
206	WPS 1.1115	TL	Daico nr 49.92.2195 System Bendix Trusting nr Bl 22A			R21	WPS 1.1462	TP	LUCAS	91>94	180x30
206	WPS 1.1462	TP	LUCAS		180x30	R21	WPS 1.1463	TL	LUCAS	86>87	180x30
206	WPS 1.1463	TL	LUCAS		180x30	R21	WPS 1.1463	TL	LUCAS	91>94	180x30
306	WPS 1.1076	TP	LUCAS	05.93>08.95	180x30; 180x40	R21 Sedan	WPS 1.1100	TP	Bendix	03.86>04.95	180x30; 180x42
306	WPS 1.1077	TL	LUCAS	05.93>08.95	180x30; 180x40	R21 Sedan	WPS 1.1101	TL	Bendix	03.86>04.95	180x30; 180x42
306(N3)	WPS 1.1100	TP	Bendix	09.95>03.97	180x30	R5 Super	WPS 1.1100	TP	Bendix	01.85>12.96	180x30; 180x42
306(N3)	WPS 1.1101	TL	Bendix	09.95>03.97	180x30	R5 Super	WPS 1.1101	TL	Bendix	01.85>12.96	180x30; 180x42
306(N5)	WPS 1.1100	TP	Bendix	04.97>04.02	180x30	R5 Super	WPS 1.1462	TP	LUCAS	87>91	180x30
306(N5)	WPS 1.1101	TL	Bendix	04.97>04.02	180x30	R5 Super	WPS 1.1463	TL	LUCAS	87>91	180x30
306(N5) DAM 8211-	WPS 1.1129	TL	Bendix	05.99>04.02	229x40	R9	WPS 1.1100	TP	Bendix	10.86>12.88	180x42
306(N5) DAM 8211-	WPS 1.1130	TP	Bendix	05.99>04.02	229x40	R9	WPS 1.1101	TL	Bendix	10.86>12.88	180x42
306(N5) -DAM8210	WPS 1.1076	TP	LUCAS	04.97>04.99	180x30; 180x40	R9	WPS 1.1462	TP	LUCAS	86>87	180x30
306(N5) -DAM8210	WPS 1.1077	TL	LUCAS	04.97>04.99	180x30; 180x40	R9	WPS 1.1463	TL	LUCAS	86>87	180x30
309	WPS 1.1076	TP	LUCAS	09.85>94	180x30; 180x40	Scenic	WPS 1.1399	TL	LUCAS	10.99>05.03	229x38
309	WPS 1.1077	TL	LUCAS	09.85>94	180x30; 180x40	Scenic	WPS 1.1400	TP	LUCAS	10.99>05.03	229x38
405	WPS 1.949	TP	Daico nr 49.92.2197 BENDIX R.A.D. Trusting nr Bl 23			Twingo	WPS 1.1100	TP	Bendix	03.93>	180x30; 180x42
405	WPS 1.950	TL	Daico nr 49.92.2191 BENDIX R.A.I. Trusting nr Bl 23.1			Twingo	WPS 1.1101	TL	Bendix	03.93>	180x30; 180x42
405 kombi	WPS 1.1358	TP	LUCAS	87>95	228x40	Twingo	WPS 1.1462	TP	LUCAS	93>98	180x30
405 kombi	WPS 1.1359	TL	LUCAS	87>95	228x40	Twingo	WPS 1.1463	TL	LUCAS	93>98	180x30
405 Sedan	WPS 1.1129	TL	Bendix	01.95>10.95	229x40	SEAT					
405 Sedan	WPS 1.1130	TP	Bendix	01.95>10.95	229x40	Arosa	WPS 1.1601	TP	VW	05.97>06.04	200x40
1007	WPS 1.1397	TL	LUCAS	04.05>	203x38	Arosa	WPS 1.1602	TL	VW	05.97>06.04	200x40
1007	WPS 1.1398	TP	LUCAS	04.05>	203x38	Cordoba	WPS 1.1601	TP	VW	06.99>06.02	200x40
Boxer	WPS 1.1401	TL	LUCAS	02.94>03.02	254x57	Cordoba	WPS 1.1602	TL	VW	06.99>06.02	200x40
Boxer	WPS 1.1402	TP	LUCAS	02.94>03.02	254x57	Ibiza II	WPS 1.1601	TP	VW	01.93>07.99	200x40
Boxer	WPS 1.1530	TP	LUCAS	02.94>03.02	254x57	Ibiza II	WPS 1.1602	TL	VW	01.93>07.99	200x40
Boxer	WPS 1.1531	TL	LUCAS	02.94>03.02	254x57	Ibiza III	WPS 1.1601	TP	VW	08.99>02.02	200x40
Partner	WPS 1.1358	TP	LUCAS	97>	228x40	Ibiza III	WPS 1.1602	TL	VW	08.99>02.02	200x40
Partner	WPS 1.1359	TL	LUCAS	97>	228x40	Toledo I	WPS 1.1601	TP	VW	07.91>03.99	200x40
RENAULT						Toledo I	WPS 1.1602	TL	VW	07.91>03.99	200x40
19	WPS 1.1114	TP	Daico nr 49.92.2196 System Bendix Trusting nr Bl 22.1A								
19	WPS 1.1115	TL	Daico nr 49.92.2195 System Bendix Trusting nr Bl 22A								
Clio	WPS 1.1072	TP	VARGA		180x40						
Clio	WPS 1.1073	TL	VARGA		180x40						
Clio	WPS 1.1462	TP	LUCAS	90>96	180x30						
Clio	WPS 1.1463	TL	LUCAS	90>96	180x30						

* - TP=Tył prawy/Rear right/Зад Правый, TL=Tył lewy/Read left/Зад Левый LH=do linki hamulca ręcznego/for the hand-brake cable/к тросу ручного тормоза

ROZPIERACZE, SAMOREGULATORY
ADJUSTERS, SELF-REGULATORS \ САМОРЕГУЛИРУЮЩИЕСЯ И РАСПОРНЫЕ ПЛАНКИ

MARKA/MODEL	KOD	POŁOŻENIE*	REFERENCJE	ROK PRODUKCJI	WYMIARY BĘBNA
BRAND/MODEL	CODE	LOCATION*	REFERENCES	PRODUCTION YEAR	DRUM SIZE
МАРКА АВТОМОБИЛЯ	КОД	РАСПОЛОЖЕНИЕ	ПРОИЗВОДИТЕЛЬ	ГОД ВЫПУСКА	РАЗМЕРЫ БАРАБАНА
SKODA					
Fabia	WPS 1.1601	TP	VW	12.99>	200x40
Fabia	WPS 1.1602	TL	VW	12.99>	200x40
Favorit	WPS 1.1601	TP	VW	01.93>09.94	200x40
Favorit	WPS 1.1602	TL	VW	01.93>09.94	200x40
Felicja	WPS 1.1601	TP	VW	10.94>08.01	200x40
Felicja	WPS 1.1602	TL	VW	10.94>08.01	200x40
Octavia	WPS 1.1603	TP	ATE	09.96>05.04	230X32
Octavia	WPS 1.1604	TL	ATE	09.96>05.04	230X32
Roomster	WPS 1.1603	TP	ATE	09.06>	230X32
Roomster	WPS 1.1604	TL	ATE	09.06>	230X32
SMART					
Cabrio	WPS 1.1129	TL	Bosch	03.00>01.04	203x32
Cabrio	WPS 1.1130	TP	Bosch	03.00>01.04	203x32
City-Coupe	WPS 1.1129	TL	Bosch	10.98>01.04	203x32
City-Coupe	WPS 1.1130	TP	Bosch	10.98>01.04	203x32
Crossblade	WPS 1.1129	TL	Bosch	06.02>	203x32
Crossblade	WPS 1.1130	TP	Bosch	06.02>	203x32
Fortwo	WPS 1.1129	TL	Bosch	01.04>	203x32
Fortwo	WPS 1.1130	TP	Bosch	01.04>	203x32
Roadstar	WPS 1.1129	TL	Bosch	04.03>	203x32
Roadstar	WPS 1.1130	TP	Bosch	04.03>	203x32
TOYOTA					
Carina E	WPS 1.1631	TP	LUCAS	02.92>09.97	200x37
Carina E	WPS 1.1632	TL	LUCAS	02.92>09.97	200x37
Corolla	WPS 1.1631	TP	LUCAS	08.98>01.02	200x37
Corolla	WPS 1.1632	TL	LUCAS	08.98>01.02	200x37
Corolla	WPS 1.1711	TP	SUMITAMO	05.83>04.97	200x35
Corolla	WPS1.1712	TL	SUMITAMO	05.83>04.97	200x35
RAV 4 II	WPS 1.1721	TP	SUMITAMO	05.00>02.06	228,6x40
RAV 4 II	WPS 1.1722	TL	SUMITAMO	05.00>02.06	228,6x40
Yaris	WPS 1.1731	TP	TOYOTA	01.99>12.05	207x30
Yaris	WPS 1.1732	TL	TOYOTA	01.99>12.05	207x30
Yaris Verso	WPS 1.1731	TP	TOYOTA	08.99>12.05	207x30
Yaris Verso	WPS 1.1732	TL	TOYOTA	08.99>12.05	207x30
VAUXHALL					
Agila	WPS 1.1651	TP	OPEL	09.00>	180x26
Agila	WPS 1.1652	TL	OPEL	09.00>	180x26
Astra G	WPS 1.1611	TP	LUCAS	03.98>05	228,6x42
Astra G	WPS 1.1612	TL	LUCAS	03.98>05	228,6x42
Vectra	WPS 1.1611	TP	LUCAS	09.95>03.02	228,6x42
Vectra	WPS 1.1612	TL	LUCAS	09.95>03.02	228,6x42
Zafira	WPS 1.1611	TP	LUCAS	04.99>06.05	228,6x42
Zafira	WPS 1.1612	TL	LUCAS	04.99>06.05	228,6x42
VW					
Caddy II	WPS 1.1601	TP	VW	11.95>02.04	200x40
Caddy II	WPS 1.1602	TL	VW	11.95>02.04	200x40
Crafter (30-50)	WPS.BAS127	LH		04.2006>	
Crafter (30-50)	WPS.BAS128	TP/TL		04.2006>	
Fox	WPS 1.1601	TP	VW	10.03>	200x40
Fox	WPS 1.1602	TL	VW	10.03>	200x40
Golf	WPS 1.1601	TP	VW	11.91>09.97	200x40
Golf	WPS 1.1602	TL	VW	11.91>09.97	200x40
Golf IV	WPS 1.1601	TP	VW	10.97>06.05	200x40
Golf IV	WPS 1.1602	TL	VW	10.97>06.05	200x40
Lupo	WPS 1.1601	TP	VW	10.98>07.05	200x40
Lupo	WPS 1.1602	TL	VW	10.98>07.05	200x40
Passat Limousine	WPS 1.1601	TP	VW	04.88>09.89	200x40
Passat Limousine	WPS 1.1602	TL	VW	04.88>09.89	200x40
Polo	WPS 1.1601	TP	VW	02.96>	200x40
Polo	WPS 1.1602	TL	VW	02.96>	200x40
Vento	WPS 1.1601	TP	VW	11.91>09.98	200x40
Vento	WPS 1.1602	TL	VW	11.91>09.98	200x40









* - TP=Tył prawy/Rear right/Зад Правый, TL=Tył lewy/Read left/Зад Левый LH=do linki hamulca ręcznego/for the hand-brake cable/к тросу ручного тормоза








BLASZKI
ADJUSTER LEVER / ПЛАСТИНКИ

MARKA/MODEL	KOD	POŁOŻENIE*	REFERENCJE	ZASTOSOWANIE
BRAND/MODEL	CODE	LOCATION*	REFERENCES	APPLICATION
МАРКА АВТОМОБИЛЯ	КОД	РАСПОЛОЖЕНИЕ	ПРОИЗВОДИТЕЛЬ	КОД ПЛАНКИ
CITROEN				
C2	WPB 1.1395	TL	LUCAS	WPS 1.1399
C2	WPB 1.1396	TP	LUCAS	WPS 1.1398
C3	WPB 1.1395	TL	LUCAS	WPS 1.1399
C3	WPB 1.1396	TP	LUCAS	WPS 1.1398
Jumper	WPB 1.1403	TL	LUCAS	WPS 1.1401
Jumper	WPB 1.1404	TP	LUCAS	WPS 1.1402
Jumper	WPB 1.1532	TP	LUCAS	WPS 1.1530
Jumper	WPB 1.1533	TL	LUCAS	WPS 1.1531
Realy	WPB 1.1403	TL	LUCAS	WPS 1.1401
Realy	WPB 1.1404	TP	LUCAS	WPS 1.1402
Realy	WPB 1.1532	TP	LUCAS	WPS 1.1530
Realy	WPB 1.1533	TL	LUCAS	WPS 1.1531
Xsara	WPB 1.963	TP	LUCAS	WPS 1.1076
Xsara	WPB 1.964	TL	LUCAS	WPS 1.1077
ZX	WPB 1.963	TP	LUCAS	WPS 1.1076
ZX	WPB 1.964	TL	LUCAS	WPS 1.1077
DAEWOO				
Matiz	WPB 1.1088	TP	DAEWOO	WPS 1.1052
Matiz	WPB 1.1089	TL	DAEWOO	WPS 1.1053
FIAT				
Ducato	WPB 1.1403	TL	LUCAS	WPS 1.1401
Ducato	WPB 1.1404	TP	LUCAS	WPS 1.1402
Ducato	WPB 1.1532	TP	LUCAS	WPS 1.1530
Ducato	WPB 1.1533	TL	LUCAS	WPS 1.1531
Palio	WPB 1.1286	TP	ATE	WPS 1.1284
Palio	WPB 1.1287	TL	ATE	WPS 1.1285
Siena	WPB 1.1286	TP	ATE	WPS 1.1284
Siena	WPB 1.1287	TL	ATE	WPS 1.1285
FORD				
FORD Transit	WPB 1.F052	TP	BOSCH	WPS 1.F050
FORD Transit	WPB 1.F053	TL	BOSCH	WPS 1.F051
HYUNDAI				
Accent (X-3)	WPB 1.1814	TL	SUMITAMO	WPS 1.1812
Accent (X-3)	WPB 1.1813	TP	SUMITAMO	WPS 1.1811
Atos	WPB 1.1814	TL	MANDO	WPS 1.1812
Atos	WPB 1.1813	TP	MANDO	WPS 1.1811
Exel	WPB 1.1814	TL	SUMITAMO	WPS 1.1812
Exel	WPB 1.1813	TP	SUMITAMO	WPS 1.1811
Getz(TB)	WPB 1.1814	TL	MANDO	WPS 1.1812
Getz(TB)	WPB 1.1813	TP	MANDO	WPS 1.1811
Pony (X-2)	WPB 1.1814	TL	SUMITAMO	WPS 1.1812
Pony (X-2)	WPB 1.1813	TP	SUMITAMO	WPS 1.1811
MERCEDES				
Mercedes Benz 180D	WPB 1.1084	TP	LUCAS	WPS 1.1082
Mercedes Benz 180D	WPB 1.1085	TL	LUCAS	WPS 1.1083
W 168	WPB 1.1395	TL	LUCAS	WPS 1.1622
W 168	WPB 1.1396	TP	LUCAS	WPS 1.1621
NISSAN				
Micra	WPB 1.1395	TL	LUCAS	WPS 1.1642
Micra	WPB 1.1396	TP	LUCAS	WPS 1.1641
OPEL				
Agila	WPB 1.1653	TP	Opel	WPS 1.1651
Agila	WPB 1.1654	TL	Opel	WPS 1.1652
Astra	WPB 1.1088	TP	OPEL	WPS 1.1086
Astra	WPB 1.1089	TL	OPEL	WPS 1.1087
Astra G	WPB 1.1088	TP	LUCAS	WPS 1.1611
Astra G	WPB 1.1089	TL	LUCAS	WPS 1.1612
Corsa	WPB 1.1088	TP	OPEL	WPS 1.1086
Corsa	WPB 1.1089	TL	OPEL	WPS 1.1087
Tigra	WPB 1.1088	TP	OPEL	WPS 1.1086
Tigra	WPB 1.1089	TL	OPEL	WPS 1.1087
Vectra B	WPB 1.1088	TP	LUCAS	WPS 1.1611
Vectra B	WPB 1.1089	TL	LUCAS	WPS 1.1612
Zafira	WPB 1.1088	TP	LUCAS	WPS 1.1611
Zafira	WPB 1.1089	TL	LUCAS	WPS 1.1612

MARKA/MODEL	KOD	POŁOŻENIE*	REFERENCJE	ZASTOSOWANIE
BRAND/MODEL	CODE	LOCATION*	REFERENCES	APPLICATION
МАРКА АВТОМОБИЛЯ	КОД	РАСПОЛОЖЕНИЕ	ПРОИЗВОДИТЕЛЬ	КОД ПЛАНКИ
PEUGEOT				
05 kombi	WPB 1.1314	TP	LUCAS	WPS 1.1358
05 kombi	WPB 1.1315	TL	LUCAS	WPS 1.1359
205	WPB 1.963	TP	LUCAS	WPS 1.1076
205	WPB 1.964	TP	LUCAS	WPS 1.1077
306	WPB 1.963	TP	LUCAS	WPS 1.1076
306	WPB 1.964	TP	LUCAS	WPS 1.1077
306(N5)	WPB 1.963	TP	LUCAS	WPS 1.1076
306(N5)	WPB 1.964	TP	LUCAS	WPS 1.1077
309	WPB 1.963	TP	LUCAS	WPS 1.1076
309	WPB 1.964	TP	LUCAS	WPS 1.1077
405	WPB 16.1173	TL	BENDIX	WPS 1.1129
405	WPB 16.1174	TP	BENDIX	WPS 1.1130
1007	WPB 1.1395	TL	LUCAS	WPS 1.1399
1007	WPB 1.1396	TP	LUCAS	WPS 1.1398
Boxer	WPB 1.1403	TL	LUCAS	WPS 1.1401
Boxer	WPB 1.1404	TP	LUCAS	WPS 1.1402
Boxer	WPB 1.1532	TP	LUCAS	WPS 1.1530
Boxer	WPB 1.1533	TL	LUCAS	WPS 1.1531
Partner	WPB 1.1314	TP	LUCAS	WPS 1.1358
Partner	WPB 1.1315	TL	LUCAS	WPS 1.1359
RENAULT				
19 RT	WPB 16.1173	TL	BENDIX	WPS 1.1129
19 RT	WPB 16.1174	TP	BENDIX	WPS 1.1130
Clio	WPB 1.1126	TP	VARGA	WPS 1.1072
Clio	WPB 1.1127	TL	VARGA	WPS 1.1073
Espace II	WPB 1.1080	TP	LUCAS	WPS 1.1078
Espace II	WPB 1.1081	TL	LUCAS	WPS 1.1079
Express/Rapid	WPB 1.1080	TP	LUCAS	WPS 1.1078
Express/Rapid	WPB 1.1081	TL	LUCAS	WPS 1.1079
Laguna	WPB 1.1314	TP	LUCAS	WPS 1.1400
Laguna	WPB 1.1315	TL	LUCAS	WPS 1.1399
Laguna	WPB 1.1395	TL	LUCAS	WPS 1.1399
Laguna	WPB 1.1396	TP	LUCAS	WPS 1.1398
Megane I	WPB 1.1314	TP	LUCAS	WPS 1.1400
Megane I	WPB 1.1315	TL	LUCAS	WPS 1.1399
Scenic	WPB 1.1314	TP	LUCAS	WPS 1.1400
Scenic	WPB 1.1315	TL	LUCAS	WPS 1.1399
TOYOTA				
Carina E	WPB 1.1395	TL	LUCAS	WPS 1.1633
Carina E	WPB 1.1396	TP	LUCAS	WPS 1.1631
Corolla	WPB 1.1713	TP	SUMITAMO	WPS 1.1711
Corolla	WPB 1.1714	TL	SUMITAMO	WPS 1.1712
Corolla	WPB 1.1395	TL	LUCAS	WPS 1.1633
Corolla	WPB 1.1396	TP	LUCAS	WPS 1.1631
RAV 4 II	WPB 1.1723	TP	SUMITAMO	WPS 1.1721
RAV 4 II	WPB 1.1724	TL	SUMITAMO	WPS 1.1722
Yaris	WPB 1.1734	TL	TOYOTA	WPS 1.1732
Yaris	WPB 1.1733	TP	TOYOTA	WPS 1.1731
Yaris Verso	WPB 1.1734	TL	TOYOTA	WPS 1.1732
Yaris Verso	WPB 1.1733	TP	TOYOTA	WPS 1.1731

* - TP = Tył prawy/Rear right/Зад Правый, TL=Tył lewy/Read left/Зад Левый






ROZPIERACZE, SAMOREGULATORY						
ADJUSTERS, SELF-REGULATORS \ САМОРЕГУЛИРУЮЩИЕСЯ И РАСПОРНЫЕ ПЛАНКИ						
KOD	POŁOŻENIE*	REFERENCJE	MARKA/MODEL	ROK PRODUKCJI	WYMIARY BĘBNA	ZDJĘCIE
CODE	LOCATION*	REFERENCES	BRAND/MODEL	PRODUCTION YEAR	DRUM SIZE	PHOTO
КОД	РАСПОЛОЖЕНИЕ	ПРОИЗВОДИТЕЛЬ	МАРКА АВТОМОБИЛЯ	ГОД ВЫПУСКА	РАЗМЕРЫ БАРАБАНА	ФОТО
WPS 1.949	TP		FIAT Tempra PEUGEOT 405 RENAULT Express	Daico nr 49.92.2197 BENDIX R.A.D. Trusting nr Bl 23		
WPS 1.950	TL		FIAT Tempra PEUGEOT 405 RENAULT Express	Daico nr 49.92.2191 BENDIX R.A.I. Trusting nr Bl 23.1		
WPB 1.1040	TP/TL	AP LOCKHEED AP LOCKHEED AP LOCKHEED AP LOCKHEED AP LOCKHEED AP LOCKHEED AP LOCKHEED AP LOCKHEED AP LOCKHEED AP LOCKHEED	FIAT Brava Bravo Panda Punto FORD Escort Fiesta Ka Puma LANCIA Y MAZDA 121 III	09.95>10.01 09.95>10.01 09.03> 11.93>05.03 01.95>08.00 12.94>02.02 09.96> 05.97>02.00 11.95>09.03 04.96>10.02	180x30 180x30 180x30 180x30 180x32 180x32 180x32 180x32 180x30 180x32	
WPS 1.1052	TP	DAEWOO	DAEWOO Matiz	04.98>02.05	180x31	
WPS 1.1053	TL	DAEWOO	DAEWOO Matiz	04.98>02.05	180x31	
WPS 1.1072	TP	VARGA	RENAULT Clio		180x40	
WPS 1.1073	TL	VARGA	RENAULT Clio		180x40	
WPS 1.1076	TP	LUCAS LUCAS LUCAS LUCAS LUCAS LUCAS	CITROEN Xsara ZX PEUGEOT 205 306 306(N5) -DAM8210 309	02.96>10.00 03.91>10.97 03.83>12.97 05.93>08.95 04.97>04.99 09.85>94	180x30 180x30 180x30; 180x40 180x30; 180x40 180x30; 180x40 180x30; 180x40	
* - TP = Tył prawy / Rear right / Зад Правый, TL=Tył lewy / Rear left / Зад Левый						

ROZPIERACZE, SAMOREGULATORY ADJUSTERS, SELF-REGULATORS \ САМОРЕГУЛИРУЮЩИЕСЯ И РАСПОРНЫЕ ПЛАНКИ						
KOD	POŁOŻENIE*	REFERENCJE	MARKA/MODEL	ROK PRODUKCJI	WYMIARY BĘBNA	ZDJĘCIE
CODE	LOCATION*	REFERENCES	BRAND/MODEL	PRODUCTION YEAR	DRUM SIZE	PHOTO
КОД	РАСПОЛОЖЕНИЕ*	ПРОИЗВОДИТЕЛЬ	МАРКА АВТОМОБИЛЯ	ГОД ВЫПУСКА	РАЗМЕРЫ БАРАБАНА	ФОТО
WPS 1.1077	TL	LUCAS LUCAS LUCAS LUCAS LUCAS LUCAS	CITROEN Xsara ZX PEUGEOT 205 306 306(N5) -DAM8210 309	02.96>10.00 03.91>10.97 03.83>12.97 05.93>08.95 04.97>04.99 09.85>94	180x30 180x30 180x30; 180x40 180x30; 180x40 180x30; 180x40 180x30; 180x40	
WPS 1.1078	TP	LUCAS LUCAS	RENAULT Espace II Express/Rapid	01.91>10.96 07.85>03.98	229x42 229x42	
WPS 1.1079	TL	LUCAS LUCAS	RENAULT Espace II Express/Rapid	01.91>10.96 07.85>03.98	229x42 229x42	
WPS 1.1082	TP	LUCAS	MERCEDES Mercedes Benz 180D			
WPS 1.1083	TL	LUCAS	MERCEDES Mercedes Benz 180D			
WPS 1.1086	TP	OPEL OPEL OPEL	OPEL Astra Corsa Tigra	92>98 07.84>91 94>	200x30 200x30 200x30	
WPS 1.1087	TL	OPEL OPEL OPEL	OPEL Astra Corsa Tigra	92>98 07.84>91 94>	200x30 200x30 200x30	

* - TP = Tył prawy / Rear right / Зад Правый, TL=Tył lewy / Rear left / Зад Левый

ROZPIERACZE, SAMOREGULATORY





ADJUSTERS, SELF-REGULATORS \ САМОРЕГУЛИРУЮЩИЕСЯ И РАСПОРНЫЕ ПЛАНКИ

KOD	POŁOŻENIE*	REFERENCJE	MARKA/MODEL	ROK PRODUKCJI	WYMIARY BĘBNA	ZDJĘCIE	
CODE	LOCATION*	REFERENCES	BRAND/MODEL	PRODUCTION YEAR	DRUM SIZE	PHOTO	
КОД	РАСПОЛОЖЕНИЕ*	ПРОИЗВОДИТЕЛЬ	МАРКА АВТОМОБИЛЯ	ГОД ВЫПУСКА	РАЗМЕРЫ БАРАБАНА	фото	
WPS 1.1100	TP	Bendix	CITROEN				
			ZX	03.91>10.97	180x30		
			FIAT				
			Punto	01.93>12.97	180x30		
			Tempra	11.89>08.96	180x30		
			Tipo	88>95	180x30		
			LANCIA				
			Debra -ABS	01.90>07.99	180x30		
			PEUGEOT				
			206	09.98>08.01	180x30		
			306(N3)	09.95>03.97	180x30		
			306(N5)	04.97>04.02	180x30		
			RENAULT				
			Clio I	06.90>02.98	180x30; 180x42		
			Clio II	09.98>05.05	180x30; 180x42		
			Express/Rapid	07.85>03.98	180x42		
			R11 - Turbo	09.86>89	180x42		
R19	09.88>06.96	180x30; 180x42					
R21 Sedan	03.86>04.95	180x30; 180x42					
R5 Super	01.85>12.96	180x30; 180x42					
R9	10.86>12.88	180x42					
Twingo	03.93>	180x30; 180x42					
WPS 1.1101	TL	Bendix	CITROEN				
			ZX	03.91>10.97	180x30		
			FIAT				
			Punto	01.93>12.97	180x30		
			Tempra	11.89>08.96	180x30		
			Tipo	88>95	180x30		
			LANCIA				
			Debra -ABS	01.90>07.99	180x30		
			PEUGEOT				
			206	09.98>08.01	180x30		
			306(N3)	09.95>03.97	180x30		
			306(N5)	04.97>04.02	180x30		
			RENAULT				
			Clio I	06.90>02.98	180x30; 180x42		
			Clio II	09.98>05.05	180x30; 180x42		
			Express/Rapid	07.85>03.98	180x42		
			R11 - Turbo	09.86>89	180x42		
R19	09.88>06.96	180x30; 180x42					
R21 Sedan	03.86>04.95	180x30; 180x42					
R5 Super	01.85>12.96	180x30; 180x42					
R9	10.86>12.88	180x42					
Twingo	03.93>	180x30; 180x42					
WPS 1.1106	TP/TL		FIAT				
Punto II	1999-	180x40					
WPS 1.1114	TP		PEUGEOT	Daico nr 49.92.2196			
			206	System Bendix Trusting nr BI 22.1A			
WPS 1.1115	TL		PEUGEOT	Daico nr 49.92.2195			
			206	System Bendix Trusting nr BI 22A			
			RENAULT				
			19				










* - TP = Tył prawy / Rear right / Зад Правый, TL=Tył lewy / Rear left / Зад Левый

ROZPIERACZE, SAMOREGULATORY

ADJUSTERS, SELF-REGULATORS \ САМОРЕГУЛИРУЮЩИЕСЯ И РАСПОРНЫЕ ПЛАНКИ

KOD	POŁOŻENIE*	REFERENCJE	MARKA/MODEL	ROK PRODUKCJI	WYMIARY BĘBNA	ZDJĘCIE	
CODE	LOCATION*	REFERENCES	BRAND/MODEL	PRODUCTION YEAR	DRUM SIZE	PHOTO	
КОД	РАСПОЛОЖЕНИЕ*	ПРОИЗВОДИТЕЛЬ	МАРКА АВТОМОБИЛЯ	ГОД ВЫПУСКА	РАЗМЕРЫ БАРАБАНА	фото	
WPS 1.1129	TL	Bendix	ALFA ROMEO	83>08.94	203x38		
		Bendix	33	07.94>02.01	203x38		
		Bendix	145	07.94>02.01	203x38		
		Bendix	146		203x38		
			CITROEN				
		Bendix	Dispatch	10.95>08.00	255x60		
		Bendix	Evasion	06.94>07.02	255x60		
		Bendix	Jumpy	10.95>12.06	255x60		
		Bendix	Synergie	10.95>08.00	255x60		
		Bendix	Xsara	11.00>08.05	229x40		
		Bendix	ZX	03.91>10.97	229x40		
			FIAT				
		Bendix	Brava	09.95>10.01	203x38		
		Bendix	Bravo	09.95>10.01	203x38		
		Bendix	Marea	10.98>08.02	203x38		
			PEUGEOT				
		Bendix	306(N5) DAM 8211-	05.99>04.02	229x40		
		Bendix	405 Sedan ch.71407667-	01.95>10.95	229x40		
			RENAULT				
		Bendix	Clio II	09.98>05.05	203x38		
		Bendix	Express/Rapid	07.85>03.98	203x38		
		Bendix	Kangoo	10.97>	229x40		
		Bendix	Megane I	01.96>10.02	203x38		
		Bendix	R19	09.88>06.96	203x38		
	SMART						
Bosch	Cabrio	03.00>01.04	203x32				
Bosch	City-Coupe	10.98>01.04	203x32				
Bosch	Crossblade	06.02>	203x32				
Bosch	Fortwo	01.04>	203x32				
Bosch	Roadstar	04.03>	203x32				
WPS 1.1130	TP	Bendix	ALFA ROMEO	83>08.94	203x38		
		Bendix	33	07.94>02.01	203x38		
		Bendix	145	07.94>02.01	203x38		
		Bendix	146		203x38		
			CITROEN				
		Bendix	Dispatch	10.95>08.00	255x60		
		Bendix	Evasion	06.94>07.02	255x60		
		Bendix	Jumpy	10.95>12.06	255x60		
		Bendix	Synergie	10.95>08.00	255x60		
		Bendix	Xsara	11.00>08.05	229x40		
		Bendix	ZX	03.91>10.97	229x40		
			FIAT				
		Bendix	Brava	09.95>10.01	203x38		
		Bendix	Bravo	09.95>10.01	203x38		
		Bendix	Marea	10.98>08.02	203x38		
			PEUGEOT				
		Bendix	306(N5) DAM 8211-	05.99>04.02	229x40		
		Bendix	405 Sedan ch.71407667-	01.95>10.95	229x40		
			RENAULT				
		Bendix	Clio II	09.98>05.05	203x38		
		Bendix	Express/Rapid	07.85>03.98	203x38		
		Bendix	Kangoo	10.97>	229x40		
		Bendix	Megane I	01.96>10.02	203x38		
		Bendix	R19	09.88>06.96	203x38		
	SMART						
Bosch	Cabrio	03.00>01.04	203x32				
Bosch	City-Coupe	10.98>01.04	203x32				
Bosch	Crossblade	06.02>	203x32				
Bosch	Fortwo	01.04>	203x32				
Bosch	Roadstar	04.03>	203x32				
WPS 1.1284	TP	ATE	FIAT	04.96>	185x29		
		ATE	Palio	04.95>	185x29		
		ATE	Siena				
WPS 1.1285	TL	ATE	FIAT	04.96>	185x29		
		ATE	Palio	04.95>	185x29		
		ATE	Siena				

* - TP = Tył prawy / Rear right / Зад Правый, TL=Tył lewy / Rear left / Зад Левый

ROZPIERACZE, SAMOREGULATORY						
ADJUSTERS, SELF-REGULATORS \ САМОРЕГУЛИРУЮЩИЕСЯ И РАСПОРНЫЕ ПЛАНКИ						
KOD	POŁOŻENIE*	REFERENCJE	MARKA/MODEL	ROK PRODUKCJI	WYMIARY BĘBNA	ZDJĘCIE
CODE	LOCATION*	REFERENCES	BRAND/MODEL	PRODUCTION YEAR	DRUM SIZE	PHOTO
КОД	РАСПОЛОЖЕНИЕ*	ПРОИЗВОДИТЕЛЬ	МАРКА АВТОМОБИЛЯ	ГОД ВЫПУСКА	РАЗМЕРЫ БАРАБАНА	фото
WPS 1.1302	TP		MERCEDES Sprinter			
WPS 1.1303	TL		MERCEDES Sprinter			
WPS 1.1358	TP	LUCAS LUCAS	PEUGEOT 405 kombi Partner	87>95 97>	228x40 228x40	
WPS 1.1359	TL	LUCAS LUCAS	PEUGEOT 405 kombi Partner	87>95 97>	228x40 228x40	
WPS 1.1397	TL	LUCAS LUCAS LUCAS LUCAS	CITROEN C2 C3 PEUGEOT 1007 RENAULT Laguna	09.03> 02.02> 04.05> 11.93>02.01	203x38 203x38 203x38 202x37	
WPS 1.1398	TP	LUCAS LUCAS LUCAS LUCAS	CITROEN C2 C3 PEUGEOT 1007 RENAULT Laguna	09.03> 02.02> 04.05> 11.93>02.01	203x38 203x38 203x38 202x37	
WPS 1.1399	TL	LUCAS LUCAS LUCAS	RENAULT Laguna Megane I Scenic	11.93>02.01 01.96>10.02 10.99>05.03	229x38 229x38 229x38	
WPS 1.1400	TP	LUCAS LUCAS LUCAS	RENAULT Laguna Megane I Scenic	11.93>02.01 01.96>10.02 10.99>05.03	229x38 229x38 229x38	
WPS 1.1401	TL	LUCAS LUCAS LUCAS LUCAS	CITROEN Jumper Realy FIAT Ducato PEUGEOT Boxer	02.94>03.02 02.94>03.02 02.94>03.02 02.94>03.02	254x57 254x57 254x57 254x57	










* - TP = Tył prawy / Rear right / Зад Правый, TL=Tył lewy / Read left / Зад Левый









ROZPIERACZE, SAMOREGULATORY						
ADJUSTERS, SELF-REGULATORS \ САМОРЕГУЛИРУЮЩИЕСЯ И РАСПОРНЫЕ ПЛАНКИ						
KOD	POŁOŻENIE*	REFERENCJE	MARKA/MODEL	ROK PRODUKCJI	WYMIARY BĘBNA	ZDJĘCIE
CODE	LOCATION*	REFERENCES	BRAND/MODEL	PRODUCTION YEAR	DRUM SIZE	PHOTO
КОД	РАСПОЛОЖЕНИЕ*	ПРОИЗВОДИТЕЛЬ	МАРКА АВТОМОБИЛЯ	ГОД ВЫПУСКА	РАЗМЕРЫ БАРАБАНА	фото
WPS 1.1402	TP	LUCAS	CITROEN	02.94>03.02	254x57	
		LUCAS	Jumper	02.94>03.02	254x57	
			Realy			
			FIAT			
		LUCAS	Ducato	02.94>03.02	254x57	
		LUCAS	PEUGEOT	02.94>03.02	254x57	
			Boxer			
WPS 1.1462	TP	LUCAS	CITROEN	96>00	180x30	
		LUCAS	Xsara	91>98	180x30	
			ZX			
			FIAT			
			Punto	93>	180x30	
			Tempra	89>96	180x30	
			Tipo	88>93	180x30	
			PEUGEOT			
			206		180x30	
			RENAULT			
			Clio	90>96	180x30	
			R11	86>87	180x30	
			R19	92>96	180x30	
			R21	86>87	180x30	
			R21	91>94	180x30	
	R5 Super	87>91	180x30			
	R9	86>87	180x30			
	Twingo	93>98	180x30			
WPS 1.1463	TL	LUCAS	CITROEN	96>00	180x30	
		LUCAS	Xsara	91>98	180x30	
			ZX			
			FIAT			
			Punto	93>	180x30	
			Tempra	89>96	180x30	
			Tipo	88>93	180x30	
			PEUGEOT			
			206		180x30	
			RENAULT			
			Clio	90>96	180x30	
			R11	86>87	180x30	
			R19	92>96	180x30	
			R21	86>87	180x30	
			R21	91>94	180x30	
	R5 Super	87>91	180x30			
	R9	86>87	180x30			
	Twingo	93>98	180x30			
WPS 1.1530	TP	LUCAS	CITROEN	02.94>03.02	254x57	
		LUCAS	Jumper	02.94>04.02	254x57	
			Realy			
			FIAT			
		LUCAS	Ducato	02.94>03.02	254x57	
		LUCAS	PEUGEOT	02.94>03.02	254x57	
			Boxer			
WPS 1.1531	TL	LUCAS	CITROEN	02.94>03.02	254x57	
		LUCAS	Jumper	02.94>04.02	254x57	
			Realy			
			FIAT			
		LUCAS	Ducato	02.94>03.02	254x57	
		LUCAS	PEUGEOT	02.94>03.02	254x57	
			Boxer			

* - TP = Tył prawy / Rear right / Зад Правый, TL=Tył lewy / Rear left / Зад Левый



ROZPIERACZE, SAMOREGULATORY							
ADJUSTERS, SELF-REGULATORS \ САМОРЕГУЛИРУЮЩИЕСЯ И РАСПОРНЫЕ ПЛАНКИ							
KOD	POŁOŻENIE*	REFERENCJE	MARKA/MODEL	ROK PRODUKCJI	WYMIARY BĘBNA	ZDJĘCIE	
CODE	LOCATION*	REFERENCES	BRAND/MODEL	PRODUCTION YEAR	DRUM SIZE	PHOTO	
КОД	РАСПОЛОЖЕНИЕ*	ПРОИЗВОДИТЕЛЬ	МАРКА АВТОМОБИЛЯ	ГОД ВЫПУСКА	РАЗМЕРЫ БАРАБАНА	фото	
WPS 1.1601	TP	VW	AUDI	02.89>08.90	200x40		
		VW	80	02.89>08.90	200x40		
		VW	90	02.89>08.90	200x40		
		VW	A2	06.00>08.05	200x40		
			SEAT				
		VW	Arosa	05.97>06.04	200x40		
		VW	Cordoba	06.99>06.02	200x40		
		VW	Ibiza II	01.93>07.99	200x40		
		VW	Ibiza III	08.99>02.02	200x40		
		VW	Toledo I	07.91>03.99	200x40		
			SKODA				
		VW	Fabia	12.99>	200x40		
		VW	Favorit	01.93>09.94	200x40		
		VW	Felicja	10.94>08.01	200x40		
			VW				
		VW	Caddy II	11.95>02.04	200x40		
		VW	Fox	10.03>	200x40		
		VW	Golf	11.91>09.97	200x40		
		VW	Golf IV	10.97>06.05	200x40		
		VW	Lupo	10.98>07.05	200x40		
VW	Passat Limousine	04.88>09.89	200x40				
VW	Polo	02.96>	200x40				
VW	Vento	11.91>09.98	200x40				
WPS 1.1602	TL	VW	AUDI	02.89>08.90	200x40		
		VW	80	02.89>08.90	200x40		
		VW	90	02.89>08.90	200x40		
		VW	A2	06.00>08.05	200x40		
			SEAT				
		VW	Arosa	05.97>06.04	200x40		
		VW	Cordoba	06.99>06.02	200x40		
		VW	Ibiza II	01.93>07.99	200x40		
		VW	Ibiza III	08.99>02.02	200x40		
		VW	Toledo I	07.91>03.99	200x40		
			SKODA				
		VW	Fabia	12.99>	200x40		
		VW	Favorit	01.93>09.94	200x40		
		VW	Felicja	10.94>08.01	200x40		
			VW				
		VW	Caddy II	11.95>02.04	200x40		
		VW	Fox	10.03>	200x40		
		VW	Golf	11.91>09.97	200x40		
		VW	Golf IV	10.97>06.05	200x40		
		VW	Lupo	10.98>07.05	200x40		
VW	Passat Limousine	04.88>09.89	200x40				
VW	Polo	02.96>	200x40				
VW	Vento	11.91>09.98	200x40				
WPS 1.1603	TP	ATE	SKODA	09.96>05.04	230X32		
		ATE	Octavia Roomster	09.06>	230X32		
WPS 1.1604	TL	ATE	SKODA	09.96>05.04	230X32		
		ATE	Octavia Roomster	09.06>	230X32		
WPS 1.1611	TP	LUCAS	OPEL	04.98>10.05	228,6x42		
		LUCAS	Astra G	09.95>07.03	228,6x42		
		LUCAS	Vectra B	04.99>06.05	228,6x42		
			Zafira				
		LUCAS	VAUXHALL				
		LUCAS	Astra G	03.98>05	228,6x42		
LUCAS	Vectra	09.95>03.02	228,6x42				
LUCAS	Zafira	04.99>06.05	228,6x42				

* - TP = Tył prawy / Rear right / Зад Правый, TL=Tył lewy / Read left / Зад Левый

ROZPIERACZE, SAMOREGULATORY ADJUSTERS, SELF-REGULATORS \ САМОРЕГУЛИРУЮЩИЕСЯ И РАСПОРНЫЕ ПЛАНКИ						
KOD	POŁOŻENIE*	REFERENCJE	MARKA/MODEL	ROK PRODUKCJI	WYMIARY BĘBNA	ZDJĘCIE
CODE	LOCATION*	REFERENCES	BRAND/MODEL	PRODUCTION YEAR	DRUM SIZE	PHOTO
КОД	РАСПОЛОЖЕНИЕ*	ПРОИЗВОДИТЕЛЬ	МАРКА АВТОМОБИЛЯ	ГОД ВЫПУСКА	РАЗМЕРЫ БАРАБАНА	фото
WPS 1.1612	TL	LUCAS LUCAS LUCAS LUCAS LUCAS LUCAS	OPEL Astra G Vectra B Zafira VAUXHALL Astra G Vectra Zafira	04.98>10.05 09.95>07.03 04.99>06.05 03.98>05 09.95>03.02 04.99>06.05	228,6x42 228,6x42 228,6x42 228,6x42 228,6x42 228,6x42	
WPS 1.1621	TP	LUCAS	MERCEDES A (W 168)	09.97>08.04	180x49	
WPS 1.1622	TL	LUCAS	MERCEDES A (W 168)	09.97>08.04	180x49	
WPS 1.1631	TP	LUCAS LUCAS	TOYOTA Carina E Corolla	02.92>09.97 08.98>01.02	200x37 200x37	
WPS 1.1632	TL	LUCAS	TOYOTA Carina E Corolla	02.92>09.97 08.98>01.02	200x37 200x37	
WPS 1.1641	TP	LUCAS	NISSAN Micra	08.92>12.02	180x25	
WPS 1.1642	TL	LUCAS	NISSAN Micra	08.92>12.02	180x25	
WPS 1.1651	TP	OPEL OPEL	OPEL Agila VAUXHALL Agila	03.00> 09.00>	180x26 180x26	
WPS 1.1652	TL	OPEL OPEL	OPEL Agila VAUXHALL Agila	03.00> 09.00>	180x26 180x26	




ROZPIERACZE, SAMOREGULATORY ADJUSTERS, SELF-REGULATORS \ САМОРЕГУЛИРУЮЩИЕСЯ И РАСПОРНЫЕ ПЛАНКИ						
KOD	POŁOŻENIE*	REFERENCJE	MARKA/MODEL	ROK PRODUKCJI	WYMIARY BĘBNA	ZDJĘCIE
CODE	LOCATION*	REFERENCES	BRAND/MODEL	PRODUCTION YEAR	DRUM SIZE	PHOTO
КОД	РАСПОЛОЖЕНИЕ*	ПРОИЗВОДИТЕЛЬ	МАРКА АВТОМОБИЛЯ	ГОД ВЫПУСКА	РАЗМЕРЫ БАРАБАНА	фото
WPS 1.1711	TP	SUMITAMO	TOYOTA Corolla	05.83>04.97	200x35	
WPS 1.1712	TL	SUMITAMO	TOYOTA Corolla	05.83>04.97	200x35	
WPS 1.1721	TP	SUMITAMO	TOYOTA RAV 4 II	05.00>02.06	228,6x40	
WPS 1.1722	TL	SUMITAMO	TOYOTA RAV 4 II	05.00>02.06	228,6x40	
WPS 1.1731	TP	TOYOTA TOYOTA	TOYOTA Yaris Yaris Verso	01.99>12.05 08.99>12.05	207x30 207x30	
WPS 1.1732	TL	TOYOTA TOYOTA	TOYOTA Yaris Yaris Verso	01.99>12.05 08.99>12.05	207x30 207x30	
WPS 1.1811	TP	SUMITAMO MANDO SUMITAMO MANDO SUMITAMO	HYUNDAI Accent (X-3) Atos Exel Getz(TB) Pony (X-2)	07.93>12.99 02.98> 08.09>08.99 09.02> 08.89>08.99	180x37 180x32 180x37 180x32 180x37	
WPS 1.1812	TL	SUMITAMO MANDO SUMITAMO MANDO SUMITAMO	HYUNDAI Accent (X-3) Atos Exel Getz(TB) Pony (X-2)	07.93>12.99 02.98> 08.09>08.99 09.02> 08.89>08.99	180x37 180x32 180x37 180x32 180x37	

* - TP = Tył prawy / Rear right / Зад Правый, TL=Tył lewy / Read left / Зад Левый

ROZPIERACZE, SAMOREGULATORY ADJUSTERS, SELF-REGULATORS \ САМОРЕГУЛИРУЮЩИЕСЯ И РАСПОРНЫЕ ПЛАНКИ						
KOD	POŁOŻENIE*	REFERENCJE	MARKA/MODEL	ROK PRODUKCJI	WYMIARY BĘBNA	ZDJĘCIE
CODE	LOCATION*	REFERENCES	BRAND/MODEL	PRODUCTION YEAR	DRUM SIZE	PHOTO
КОД	РАСПОЛОЖЕНИЕ*	ПРОИЗВОДИТЕЛЬ	МАРКА АВТОМОБИЛЯ	ГОД ВЫПУСКА	РАЗМЕРЫ БАРАБАНА	фото
WPS 1.F010	TP	LUCAS	FORD Escort Orion	90>93 90>93	203x38 203x38	
WPS 1.F011	TL	LUCAS	FORD Escort Orion	90>93 90>93	203x38 203x38	
WPS 1.F020	TP	LUCAS	FORD Focus	08.98>04.05	202x37	
WPS 1.F021	TL	LUCAS	FORD Focus	08.98>04.05	202x37	
WPS 1.F030	TP	LUCAS	FORD Mondeo	01.93>10.00	228x44	
WPS 1.F031	TL	LUCAS	FORD Mondeo	01.93>10.00	228x44	
WPS 1.F040	TP	LUCAS	FORD Escort Fiesta Ka Puma MAZDA 121 III	91> 09.95> 96> 97> 04.96>10.02	180x30 180x30 180x30 180x30 180x30	
WPS 1.F041	TL	LUCAS	FORD Escort Fiesta Ka Puma MAZDA 121 III	91> 09.95> 96> 97> 04.96>10.02	180x30 180x30 180x30 180x30 180x30	
WPS 1.F050	TP	BOSCH	FORD Transit	03.00>06.06	254X52; 280X64	
WPS 1.F051	TL	BOSCH	FORD Transit	03.00>06.06	254X52; 280X64	

* - TP = Tył prawy / Rear right / Зад Правый, TL=Tył lewy / Rear left / Зад Левый

ROZPIERACZE, SAMOREGULATORY
ADJUSTERS, SELF-REGULATORS \ САМОРЕГУЛИРУЮЩИЕСЯ И РАСПОРНЫЕ ПЛАНКИ

KOD	POŁOŻENIE*	REFERENCJE	MARKA/MODEL	ROK PRODUKCJI	WYMIARY BĘBNA	ZDJĘCIE
CODE	LOCATION*	REFERENCES	BRAND/MODEL	PRODUCTION YEAR	DRUM SIZE	PHOTO
КОД	РАСПОЛОЖЕНИЕ*	ПРОИЗВОДИТЕЛЬ	МАРКА АВТОМОБИЛЯ	ГОД ВЫПУСКА	РАЗМЕРЫ БАРАБАНА	фото
WPS.BAS127	LH		MERCEDES Sprinter Cdi (901,902,903,906) Vito Cdi (W639) VW Crafter (30-50)	04.2000> 09.2003> 04.2006>		
WPS.BAS128	TP/TL		MERCEDES Sprinter Cdi (901,902,903,906) VW Crafter (30-50)	04.2000> 04.2006>		
WPS.BAS129	TP/TL		MERCEDES Vito Cdi (W639)	09.2003>		








* - **TP** = Tył prawy / Rear right / Зад Правый, **TL**=Tył lewy / Rear left / Зад Левый
LH = do linki hamulca ręcznego / for the hand-brake cable / к тросу ручного тормоза

BLASZKI
ADJUSTER LEVER \ ПЛАСТИНКИ

KOD	POŁOŻENIE*	ZASTOSOWANIE	REFERENCJE	ZDJĘCIE
CODE	LOCATION*	APPLICATION	REFERENCES	PHOTO
КОД	РАСПОЛОЖЕНИЕ*	КОД ПЛАНКИ \ МАРКА АВТОМОБИЛЯ	ПРОИЗВОДИТЕЛЬ	фото
WPB 1.963	TP	WPS 1.1076 CITROEN Xsara ZX PEUGEOT 205 306 306(N5) 309	LUCAS LUCAS LUCAS LUCAS LUCAS LUCAS	
WPB 1.964	TL	WPS 1.1077 CITROEN Xsara ZX PEUGEOT 205 306 306(N5) 309	LUCAS LUCAS LUCAS LUCAS LUCAS LUCAS	
WPB 1.1080	TL	WPS 1.1078 RENAULT Espace II Express/Rapid	LUCAS LUCAS	
WPB 1.1081	TL	WPS 1.1079 RENAULT Espace II Express/Rapid	LUCAS LUCAS	
WPB 1.1084	TP	WPS 1.1082 MERCEDES Mercedes Benz 180D	LUCAS	
WPB 1.1085	TL	WPS 1.1083 MERCEDES Mercedes Benz 180D	LUCAS	
WPB 1.1088	TP	WPS 1.1052 WPS 1.1086 WPS 1.1611 DAEWOO Matiz OPEL Astra Corsa Tigra Astra G Vectra B Zafira	DAEWOO OPEL OPEL LUCAS LUCAS LUCAS	
WPB 1.1089	TL	WPS 1.1053 WPS 1.1087 WPS 1.1612 DAEWOO Matiz OPEL Astra Corsa Tigra Astra G Vectra B Zafira	DAEWOO OPEL OPEL OPEL LUCAS LUCAS LUCAS	

* - TP = Tył prawy / Rear right / Зад Правый, TL=Tył lewy / Rear left / Зад Левый

BLASZKI
ADJUSTER LEVER \ ПЛАСТИНКИ

KOD	POŁOŻENIE*	ZASTOSOWANIE	REFERENCJE	ZDJĘCIE
CODE	LOCATION*	APPLICATION	REFERENCES	PHOTO
КОД	РАСПОЛОЖЕНИЕ*	КОД ПЛАНКИ \ МАРКА АВТОМОБИЛЯ	ПРОИЗВОДИТЕЛЬ	фото
WPB 1.1126	TP	WPS 1.1072	RENAULT Clio VARGA	
WPB 1.1127	TL	WPS 1.1073	RENAULT Clio VARGA	
WPB 16.1173	TL			
WPB 16.1174	TP	WPS 1.1130	RENAULT 19 RT PEUGEOT 405 BENDIX BENDIX	
WPB 1.1286	TP	WPS 1.1284	FIAT Palio Siena ATE ATE	
WPB 1.1287	TL	WPS 1.1285	FIAT Palio Siena ATE ATE	
WPB 1.1314	TP	WPS 1.1358 WPS 1.1400	PEUGEOT Partner 05 kombi RENAULT Laguna Megane I Scenic LUCAS LUCAS LUCAS LUCAS	

* - TP = Tył prawy / Rear right / Зад Правый, TL=Tył lewy / Rear left / Зад Левый

BLASZKI
ADJUSTER LEVER \ ПЛАСТИНКИ





KOD	POŁOŻENIE*	ZASTOSOWANIE	REFERENCJE	ZDJĘCIE	
CODE	LOCATION*	APPLICATION	REFERENCES	PHOTO	
КОД	РАСПОЛОЖЕНИЕ*	КОД ПЛАНКИ \ МАРКА АВТОМОБИЛЯ	ПРОИЗВОДИТЕЛЬ	фото	
WPB 1.1315	TL	WPS 1.1359	PEUGEOT Partner 05 kombi	LUCAS LUCAS	
		WPS 1.1399	RENAULT Laguna Megane I Scenic	LUCAS LUCAS LUCAS	
WPB 1.1395	TL	WPS 1.1399	CITROEN C2 C3	LUCAS LUCAS	
			PEUGEOT 1007	LUCAS	
			RENAULT Laguna	LUCAS	
		WPS 1.1622	MERCEDES W 168	LUCAS	
		WPS 1.1633	TOYOTA Carina E Corolla	LUCAS LUCAS	
WPS 1.1642	NISSAN Micra	LUCAS			
WPB 1.1396	TP	WPS 1.1398	CITROEN C2 C3	LUCAS LUCAS	
			PEUGEOT 1007	LUCAS	
			RENAULT Laguna	LUCAS	
		WPS 1.1621	MERCEDES W 168	LUCAS	
		WPS 1.1631	TOYOTA Carina E Corolla	LUCAS LUCAS	
WPS 1.1641	NISSAN Micra	LUCAS			
WPB 1.1403	TL	WPS 1.1401	CITROEN Jumper Realy	LUCAS LUCAS	
			FIAT Ducato	LUCAS	
			PEUGEOT Boxer	LUCAS	
WPB 1.1404	TP	WPS 1.1402	CITROEN Jumper Realy		
			FIAT Ducato		
			PEUGEOT Boxer		
WPB 1.1532	TP	WPS 1.1530	CITROEN Jumper Realy	LUCAS LUCAS	
			FIAT Ducato	LUCAS	
			PEUGEOT Boxer	LUCAS	

* - TP = Tył prawy / Rear right / Зад Правый, TL=Tył lewy / Read left / Зад Левый




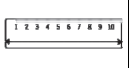

BLASZKI
ADJUSTER LEVER \ ПЛАСТИНКИ




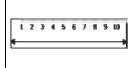

KOD	POŁOŻENIE*	ZASTOSOWANIE	REFERENCJE	ZDJĘCIE
CODE	LOCATION*	APPLICATION	REFERENCES	PHOTO
КОД	РАСПОЛОЖЕНИЕ*	КОД ПЛАНКИ \ МАРКА АВТОМОБИЛЯ	ПРОИЗВОДИТЕЛЬ	фото
WPB 1.1533	TL	WPS 1.1531 CITROEN Jumper Realy FIAT Ducato PEUGEOT Boxer	LUCAS LUCAS LUCAS LUCAS	
WPB 1.1653	TP	WPS 1.1651 OPEL Agila	Opel	
WPB 1.1654	TL	WPS 1.1652 OPEL Agila	Opel	
WPB 1.1713	TP	WPS 1.1711 TOYOTA Corolla	SUMITAMO	
WPB 1.1714	TL	WPS 1.1712 TOYOTA Corolla	SUMITAMO	
WPB 1.1723	TP	WPS 1.1721 TOYOTA RAV 4 II	SUMITAMO	
WPB 1.1724	TL	WPS 1.1722 TOYOTA RAV 4 II	SUMITAMO	
WPB 1.1734	TL	WPS 1.1732 TOYOTA Yaris Yaris Verso	TOYOTA TOYOTA	
WPB 1.1733	TP	WPS 1.1731 TOYOTA Yaris Yaris Verso	TOYOTA TOYOTA	




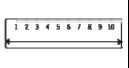

BLASZKI
ADJUSTER LEVER \ ПЛАСТИНКИ




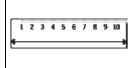

KOD	POŁOŻENIE*	ZASTOSOWANIE	REFERENCJE	ZDJEĆIE
CODE	LOCATION*	APPLICATION	REFERENCES	PHOTO
КОД	РАСПОЛОЖЕНИЕ*	КОД ПЛАНКИ \ МАРКА АВТОМОБИЛЯ	ПРОИЗВОДИТЕЛЬ	фото
WPB 1.1814	TL	WPS 1.1812 HYUNDAI Accent (X-3) Atos Exel Getz(TB) Pony (X-2)	SUMITAMO MANDO SUMITAMO MANDO SUMITAMO	
WPB 1.1813	TP	WPS 1.1811 HYUNDAI Accent (X-3) Atos Exel Getz(TB) Pony (X-2)	SUMITAMO MANDO SUMITAMO MANDO SUMITAMO	
WPB 1.F052	TP	WPS 1.F050 FORD FORD Transit	BOSCH	
WPB 1.F053	TL	WPS 1.F051 FORD FORD Transit	BOSCH	




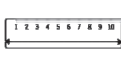

* - TP = Tył prawy / Rear right / Зад Правый, TL=Tył lewy / Rear left / Зад Левый




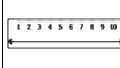

KOD WP	ZŁĄCZKA	ZŁĄCZKA	DŁUGOŚĆ W MM	SREDNICA RURY
WP CODE	NIPPLE	NIPPLE	LENGHT IN MM	DIAMETER
КОД WP	НАКОНЕЧНИК	НАКОНЕЧНИК	ДЛИНА В ММ	ДИАМЕТР
 WP- 001				
WP- 001	105	105	300	4,75
WP- 002	105	105	850	4,75
WP- 003	105	105	1400	4,75
WP- 004	105	105	3100	4,75
WP- 005	105	105	450	4,75
WP- 006	105	105	250	4,75
WP- 007	105	105	3900	4,75
WP- 008	105	105	3000	4,75
WP- 009	105	105	600	4,75
WP- 010	105	105	1850	4,75
WP- 011	105	105	2300	4,75
WP- 012	105	105	1650	4,75
WP- 013	105	105	900	4,75
WP- 014	105	105	2400	4,75
WP- 015	105	105	2700	4,75
WP- 016	105	105	2900	4,75
WP- 017	105	105	500	4,75
WP- 018	105	105	650	4,75
WP- 019	105	105	1000	4,75
WP- 020	105	105	3400	4,75
WP- 021	105	105	3600	4,75
WP- 022	105	105	1350	4,75
WP- 023	105	105	1800	4,75
WP- 024	105	105	800	4,75
WP- 025	105	105	4300	4,75
WP- 026	105	105	4400	4,75
WP- 027	105	105	1250	4,75
WP- 028	105	105	550	4,75
WP- 029	105	105	3200	4,75
WP- 030	105	105	3700	4,75
WP- 031	105	105	2200	4,75
WP- 032	105	105	2800	4,75
WP- 033	105	105	700	4,75
WP- 034	105	105	1200	4,75
WP- 035	105	105	1100	4,75
WP- 036	105	105	2100	4,75
WP- 037	105	107	800	4,75
WP- 038	105	105	3800	4,75
WP- 039	105	105	1550	4,75
WP- 040	105	105	3300	4,75
WP- 041	105	105	350	4,75
WP- 042	105	105	1700	4,75
WP- 043	105	105	200	4,75
WP- 044	105	105	4800	4,75
WP- 045	105	105	400	4,75
WP- 046	105	105	3500	4,75
WP- 047	105	105	1500	4,75
WP- 048	105	105	2500	4,75
WP- 049	105	105	1900	4,75
WP- 050	105	105	4100	4,75
WP- 051	112	112	550	4,75
WP- 052	112	112	1050	4,75
WP- 053	112	112	500	4,75
WP- 054	112	112	900	4,75
WP- 055	112	112	2100	4,75
WP- 056	112	112	300	4,75
WP- 057	109	109	1100	4,75
WP- 058	109	109	450	4,75
WP- 059	109	110	650	4,75
WP- 060	109	110	150	4,75
WP- 061	109	110	300	4,75
WP- 062	109	109	2600	4,75
WP- 063	109	110	700	4,75
WP- 064	109	110	200	4,75
WP- 065	109	109	800	4,75
WP- 066	109	114	450	4,75
WP- 067	109	110	2500	4,75
WP- 068	110	114	3000	4,75
WP- 069	109	114	2600	4,75
WP- 070	116	116	200	4,75
WP- 071	109	114	3100	4,75
WP- 072	109	110	1500	4,75
WP- 073	109	110	550	4,75
WP- 074	109	110	1100	4,75
WP- 075	109	109	1700	4,75
WP- 076	109	110	1350	4,75
WP- 077	109	110	1750	4,75
WP- 078	109	110	800	4,75
WP- 079	109	109	1400	4,75
WP- 080	109	110	3300	4,75
WP- 081	110	114	1400	4,75




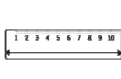

KOD WP	ZŁĄCZKA	ZŁĄCZKA	DŁUGOŚĆ W MM	SREDNICA RURY
WP CODE	NIPPLE	NIPPLE	LENGHT IN MM	DIAMETER
КОД WP	НАКОНЕЧНИК	НАКОНЕЧНИК	ДЛИНА В ММ	ДИАМЕТР
 WP- 082				
WP- 082	110	114	850	4,75
WP- 083	109	110	3500	4,75
WP- 084	109	110	900	4,75
WP- 085	109	110	450	4,75
WP- 086	109	110	750	4,75
WP- 087	109	109	3200	4,75
WP- 088	105	106	150	4,75
WP- 089	104	106	950	4,75
WP- 090	105	106	650	4,75
WP- 091	105	106	250	4,75
WP- 092	104	106	2700	4,75
WP- 093	105	106	3000	4,75
WP- 094	109	110	1200	4,75
WP- 095	109	110	600	4,75
WP- 096	109	110	2300	4,75
WP- 097	109	110	850	4,75
WP- 098	109	110	1000	4,75
WP- 099	110	114	750	4,75
WP- 100	116	116	2300	4,75
WP- 101	105	106	200	4,75
WP- 102	105	106	800	4,75
WP- 103	105	106	1400	4,75
WP- 104	105	106	1000	4,75
WP- 105	104	106	750	4,75
WP- 106	106	106	2300	4,75
WP- 107	105	106	1300	4,75
WP- 108	105	106	400	4,75
WP- 109	105	106	1100	4,75
WP- 110	105	106	550	4,75
WP- 111	105	106	300	4,75
WP- 112	105	106	1550	4,75
WP- 113	105	106	1850	4,75
WP- 114	105	106	350	4,75
WP- 115	105	105	1150	4,75
WP- 116	106	106	2400	4,75
WP- 117	105	105	750	4,75
WP- 118	116	116	300	4,75
WP- 119	116	116	950	4,75
WP- 120	116	116	550	4,75
WP- 121	116	116	2800	4,75
WP- 122	116	116	3700	4,75
WP- 123	116	116	450	4,75
WP- 124	116	116	1350	4,75
WP- 125	116	116	750	4,75
WP- 126	116	116	900	4,75
WP- 127	116	116	2600	4,75
WP- 128	116	116	3600	4,75
WP- 129	116	116	1200	4,75
WP- 130	116	116	250	4,75
WP- 131	116	116	700	4,75
WP- 132	116	116	1050	4,75
WP- 133	116	116	1100	4,75
WP- 134	116	116	500	4,75
WP- 135	116	116	150	4,75
WP- 136	116	116	850	4,75
WP- 137	116	116	2400	4,75
WP- 138	116	116	350	4,75
WP- 139	116	116	3100	4,75
WP- 140	116	116	1500	4,75
WP- 141	116	116	600	4,75
WP- 142	116	116	2500	4,75
WP- 143	116	116	3300	4,75
WP- 144	116	116	400	4,75
WP- 145	116	116	1850	4,75
WP- 146	116	116	2100	4,75
WP- 147	116	116	2000	4,75
WP- 148	116	116	800	4,75
WP- 149	112	112	1100	4,75
WP- 150	112	112	400	4,75
WP- 151	112	112	350	4,75
WP- 152	112	112	1250	4,75
WP- 153	112	112	650	4,75
WP- 154	112	112	950	4,75
WP- 155	112	112	3500	4,75
WP- 156	112	112	1700	4,75
WP- 157	112	112	3000	4,75
WP- 158	112	112	3600	4,75
WP- 159	112	112	850	4,75
WP- 160	112	112	1150	4,75
WP- 161	112	112	2400	4,75
WP- 162	112	112	450	4,75


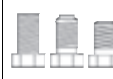

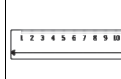

KOD WP	ZŁĄCZKA	ZŁĄCZKA	DŁUGOŚĆ W MM	SREDNICA RURY
WP CODE	NIPPLE	NIPPLE	LENGHT IN MM	DIAMETER
КОД WP	НАКОНЕЧНИК	НАКОНЕЧНИК	ДЛИНА В ММ	ДИАМЕТР
				
WP- 163	112	112	1450	4,75
WP- 164	112	112	2300	4,75
WP- 165	112	112	1400	4,75
WP- 166	112	112	3300	4,75
WP- 167	105	105	2600	4,75
WP- 168	112	112	1600	4,75
WP- 169	109	110	250	4,75
WP- 170	109	110	3200	4,75
WP- 171	110	114	250	4,75
WP- 172	110	114	1500	4,75
WP- 173	109	110	3000	4,75
WP- 174	105	106	750	4,75
WP- 175	105	106	2000	4,75
WP- 176	105	106	3700	4,75
WP- 177	109	110	1300	4,75
WP- 178	109	110	350	4,75
WP- 179	109	109	1300	4,75
WP- 180	109	110	400	4,75
WP- 181	109	110	2800	4,75
WP- 182	110	110	2300	4,75
WP- 183	109	110	1150	4,75
WP- 184	109	110	3600	4,75
WP- 185	110	114	1200	4,75
WP- 186	105	106	1150	4,75
WP- 187	105	106	2200	4,75
WP- 188	105	106	1250	4,75
WP- 189	106	109	500	4,75
WP- 190	105	106	1700	4,75
WP- 191	105	106	3100	4,75
WP- 192	105	106	3400	4,75
WP- 193	105	106	2100	4,75
WP- 194	105	106	1400	4,75
WP- 195	105	106	700	4,75
WP- 196	105	105	1300	4,75
WP- 197	105	106	1750	4,75
WP- 198	105	106	1350	4,75
WP- 199	105	106	900	4,75
WP- 200	105	106	1900	4,75
WP- 201	104	106	4000	4,75
WP- 202	104	106	3500	4,75
WP- 203	105	106	4000	4,75
WP- 204	105	106	3500	4,75
WP- 205	105	105	150	4,75
WP- 206	104	105	100	4,75
WP- 207	105	106	1600	4,75
WP- 208	104	105	3100	4,75
WP- 209	104	105	3000	4,75
WP- 210	104	105	1550	4,75
WP- 211	106	106	450	4,75
WP- 212	106	106	1850	4,75
WP- 213	105	107	3300	4,75
WP- 214	106	106	600	4,75
WP- 215	104	105	3200	4,75
WP- 216	105	106	1450	4,75
WP- 217	104	106	300	4,75
WP- 218	116	116	1800	4,75
WP- 219	116	116	4100	4,75
WP- 220	116	116	1700	4,75
WP- 221	116	116	3500	4,75
WP- 222	116	116	1650	4,75
WP- 223	116	116	1550	4,75
WP- 224	116	116	1450	4,75
WP- 225	116	116	3900	4,75
WP- 226	112	112	3100	4,75
WP- 227	112	112	1850	4,75
WP- 228	112	112	750	4,75
WP- 229	112	112	250	4,75
WP- 230	113	113	700	4,75
WP- 231	113	113	1100	4,75
WP- 232	113	113	3000	4,75
WP- 233	113	113	850	4,75
WP- 234	113	113	550	4,75
WP- 235	116	116	2200	4,75
WP- 236	116	116	3200	4,75
WP- 237	113	113	300	4,75
WP- 238	113	113	350	4,75
WP- 239	113	113	1200	4,75
WP- 240	113	113	650	4,75
WP- 241	113	113	2400	4,75
WP- 242	113	113	1050	4,75
WP- 243	113	113	450	4,75




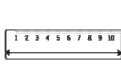

KOD WP	ZŁĄCZKA	ZŁĄCZKA	DŁUGOŚĆ W MM	SREDNICA RURY
WP CODE	NIPPLE	NIPPLE	LENGHT IN MM	DIAMETER
КОД WP	НАКОНЕЧНИК	НАКОНЕЧНИК	ДЛИНА В ММ	ДИАМЕТР
				
WP- 244	113	113	1000	4,75
WP- 245	113	113	2600	4,75
WP- 246	113	113	200	4,75
WP- 247	113	113	1950	4,75
WP- 248	113	113	1600	4,75
WP- 249	113	113	2900	4,75
WP- 250	116	116	1900	4,75
WP- 251	116	116	1600	4,75
WP- 252	105	105	1050	4,75
WP- 253	105	105	4200	4,75
WP- 254	104	105	1150	4,75
WP- 255	104	105	3600	4,75
WP- 256	105	105	1750	4,75
WP- 257	105	105	4500	4,75
WP- 258	104	105	450	4,75
WP- 259	104	105	4800	4,75
WP- 260	104	105	850	4,75
WP- 261	104	105	600	4,75
WP- 262	104	105	4500	4,75
WP- 263	104	104	4800	4,75
WP- 264	104	105	750	4,75
WP- 265	105	105	950	4,75
WP- 266	104	105	1900	4,75
WP- 267	115	115	900	4,75
WP- 268	115	115	1300	4,75
WP- 269	115	115	400	4,75
WP- 270	115	115	500	4,75
WP- 271	115	115	1850	4,75
WP- 272	115	115	350	4,75
WP- 273	115	115	600	4,75
WP- 274	115	115	2500	4,75
WP- 275	115	115	1050	4,75
WP- 276	115	115	2300	4,75
WP- 277	115	115	650	4,75
WP- 278	115	115	750	4,75
WP- 279	109	115	300	4,75
WP- 280	115	115	950	4,75
WP- 282	115	115	450	4,75
WP- 283	104	105	550	4,75
WP- 284	104	105	300	4,75
WP- 285	109	109	1550	4,75
WP- 286	109	109	150	4,75
WP- 287	109	109	600	4,75
WP- 288	109	109	2800	4,75
WP- 289	109	114	950	4,75
WP- 290	109	114	1950	4,75
WP- 291	109	109	2900	4,75
WP- 292	109	109	3000	4,75
WP- 293	109	109	950	4,75
WP- 294	109	109	1950	4,75
WP- 295	109	114	3000	4,75
WP- 296	109	109	700	4,75
WP- 297	109	109	2100	4,75
WP- 298	109	109	300	4,75
WP- 299	109	109	3300	4,75
WP- 300	109	109	750	4,75
WP- 301	109	109	1150	4,75
WP- 302	109	109	1800	4,75
WP- 303	104	109	3100	4,75
WP- 304	109	109	3500	4,75
WP- 305	109	109	1450	4,75
WP- 306	109	114	3600	4,75
WP- 307	104	109	3200	4,75
WP- 308	104	105	3700	4,75
WP- 309	104	105	700	4,75
WP- 310	104	105	2800	4,75
WP- 311	109	109	3600	4,75
WP- 312	104	105	5000	4,75
WP- 313	104	105	4900	4,75
WP- 314	104	105	1000	4,75
WP- 315	104	105	1950	4,75
WP- 316	104	105	5400	4,75
WP- 317	109	109	200	4,75
WP- 318	109	110	1950	4,75
WP- 319	109	109	900	4,75
WP- 320	109	110	1600	4,75
WP- 321	109	109	1000	4,75
WP- 322	109	109	350	4,75
WP- 323	109	110	950	4,75
WP- 324	109	110	2400	4,75
WP- 325	109	110	1450	4,75




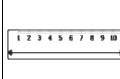

KOD WP	ZŁĄCZKA	ZŁĄCZKA	DŁUGOŚĆ W MM	SREDNICA RURY
WP CODE	NIPPLE	NIPPLE	LENGHT IN MM	DIAMETER
КОД WP	НАКОНЕЧНИК	НАКОНЕЧНИК	ДЛИНА В ММ	ДИАМЕТР
				
WP- 326	109	110	2200	4,75
WP- 327	109	109	1200	4,75
WP- 328	105	106	3200	4,75
WP- 329	109	109	2200	4,75
WP- 330	109	109	1900	4,75
WP- 331	105	105	2000	4,75
WP- 332	109	110	1850	4,75
WP- 333	109	110	500	4,75
WP- 334	110	114	1750	4,75
WP- 335	110	114	300	4,75
WP- 336	109	109	1500	4,75
WP- 337	105	110	1650	4,75
WP- 338	105	110	250	4,75
WP- 339	105	110	2500	4,75
WP- 340	115	115	700	4,75
WP- 341	115	115	250	4,75
WP- 342	115	115	550	4,75
WP- 343	115	115	2700	4,75
WP- 344	115	115	2200	4,75
WP- 345	115	115	1550	4,75
WP- 346	105	116	900	4,75
WP- 347	105	116	3500	4,75
WP- 348	105	116	4500	4,75
WP- 349	105	116	3700	4,75
WP- 350	105	116	4600	4,75
WP- 351	105	116	1450	4,75
WP- 352	105	116	3800	4,75
WP- 353	105	116	950	4,75
WP- 354	105	116	350	4,75
WP- 355	105	116	1150	4,75
WP- 356	105	105	1450	4,75
WP- 357	105	116	150	4,75
WP- 358	105	105	4000	4,75
WP- 359	111	115	350	4,75
WP- 360	111	115	300	4,75
WP- 361	111	115	800	4,75
WP- 362	111	115	500	4,75
WP- 363	111	115	950	4,75
WP- 364	115	115	2800	4,75
WP- 365	115	115	3000	4,75
WP- 366	115	115	1000	4,75
WP- 367	115	115	800	4,75
WP- 368	115	115	1100	4,75
WP- 369	115	115	200	4,75
WP- 370	109	111	300	4,75
WP- 371	109	111	800	4,75
WP- 372	109	111	950	4,75
WP- 373	109	111	700	4,75
WP- 374	111	115	700	4,75
WP- 375	111	111	250	4,75
WP- 376	111	115	400	4,75
WP- 377	111	115	1050	4,75
WP- 378	111	115	550	4,75
WP- 379	111	115	1700	4,75
WP- 380	111	115	1850	4,75
WP- 381	111	115	1100	4,75
WP- 382	111	115	900	4,75
WP- 383	111	115	850	4,75
WP- 384	105	106	500	4,75
WP- 385	105	106	450	4,75
WP- 386	105	106	1050	4,75
WP- 387	105	106	1200	4,75
WP- 388	105	108	450	4,75
WP- 389	105	108	1050	4,75
WP- 390	105	105	2250	4,75
WP- 391	105	105	5800	4,75
WP- 392	105	105	5000	4,75
WP- 393	106	106	150	4,75
WP- 394	105	112	550	4,75
WP- 395	105	112	1100	4,75
WP- 396	105	106	600	4,75
WP- 397	105	112	4000	4,75
WP- 398	104	105	2100	4,75
WP- 399	104	105	2300	4,75
WP- 400	104	105	2500	4,75
WP- 401	104	105	2700	4,75
WP- 402	109	109	400	4,75
WP- 403	105	112	900	4,75
WP- 404	105	105	2550	4,75
WP- 405	104	105	4000	4,75
WP- 406	116	116x	300	4,75




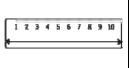

KOD WP	ZŁĄCZKA	ZŁĄCZKA	DŁUGOŚĆ W MM	SREDNICA RURY
WP CODE	NIPPLE	NIPPLE	LENGHT IN MM	DIAMETER
КОД WP	НАКОНЕЧНИК	НАКОНЕЧНИК	ДЛИНА В ММ	ДИАМЕТР
				
WP- 407	109	109	500	4,75
WP- 408	104	104	700	4,75
WP- 409	112	112	1750	4,75
WP- 410	112	112	1000	4,75
WP- 411	112	112	800	4,75
WP- 412	112	112	600	4,75
WP- 413	112	112	3700	4,75
WP- 414	105	112	3500	4,75
WP- 415	105	112	200	4,75
WP- 416	105	118	900	4,75
WP- 417	105	118	2400	4,75
WP- 418	105	118	1100	4,75
WP- 419	105	118	1600	4,75
WP- 420	105	112	2000	4,75
WP- 421	112	112	1200	4,75
WP- 422	112	112	1300	4,75
WP- 423	118	118	750	4,75
WP- 424	118	118	1300	4,75
WP- 425	118	118	1050	4,75
WP- 426	118	118	650	4,75
WP- 427	118	118	3700	4,75
WP- 428	105	105	2050	4,75
WP- 429	116	116	1000	4,75
WP- 430	116	116	4200	4,75
WP- 431	116	116	650	4,75
WP- 432	105	105	3250	4,75
WP- 433	105	105	2950	4,75
WP- 434	116	116	4000	4,75
WP- 435	105	105	1600	4,75
WP- 436	105	105	4900	4,75
WP- 437	104	105	4100	4,75
WP- 438	105	105	4450	4,75
WP- 439	104	105	2900	4,75
WP- 440	105	105	2150	4,75
WP- 441	104	105	500	4,75
WP- 442	105	107	1000	4,75
WP- 443	105	107	550	4,75
WP- 444	105	106	950	4,75
WP- 445	105	106	2300	4,75
WP- 446	105	106	3300	4,75
WP- 447	105	106	3600	4,75
WP- 448	105	106	850	4,75
WP- 449	116	116	3800	4,75
WP- 450	116	116	5700	4,75
WP- 451	104	105	4700	4,75
WP- 452	104	105	4300	4,75
WP- 453	104	105	250	4,75
WP- 454	106	106	3200	4,75
WP- 455	105	106	2400	4,75
WP- 456	105	106	2600	4,75
WP- 457	104	105	400	4,75
WP- 458	104	106	2400	4,75
WP- 459	105	106	1500	4,75
WP- 460	104	106	2500	4,75
WP- 461	105	116	1100	4,75
WP- 462	105	116	2100	4,75
WP- 463	105	116	1350	4,75
WP- 464	105	112	2200	4,75
WP- 465	105	112	150	4,75
WP- 466	112	112	1800	4,75
WP- 467	112	112	4100	4,75
WP- 468	112	112	4350	4,75
WP- 469	112	112	2500	4,75
WP- 470	112	112	2850	4,75
WP- 471	105	109	1900	4,75
WP- 472	105	109	200	4,75
WP- 473	105	109	250	4,75
WP- 474	105	109	300	4,75
WP- 475	105	105	3050	4,75
WP- 476	105	105	4700	4,75
WP- 477	104	106	200	4,75
WP- 478	105	105	130	4,75
WP- 479	104	105	1200	4,75
WP- 480	104	105	1500	4,75
WP- 481	104	105	800	4,75
WP- 482	105	105	1950	4,75
WP- 483	104	105	1750	4,75
WP- 484	104	105	2000	4,75
WP- 485	104	105	1350	4,75
WP- 486	104	105	1850	4,75
WP- 487	104	105	200	4,75




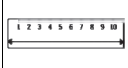

KOD WP	ZŁĄCZKA	ZŁĄCZKA	DŁUGOŚĆ W MM	SREDNICA RURY
WP CODE	NIPPLE	NIPPLE	LENGHT IN MM	DIAMETER
КОД WP	НАКОНЕЧНИК	НАКОНЕЧНИК	ДЛИНА В ММ	ДИАМЕТР
 WP- 001				
WP- 488	104	105	1700	4,75
WP- 489	104	105	1100	4,75
WP- 490	104	105	350	4,75
WP- 491	104	105	1800	4,75
WP- 492	104	105	1250	4,75
WP- 493	105	105x	1250	4,75
WP- 494	104	105	1600	4,75
WP- 495	104	105	1300	4,75
WP- 496	104	105	1050	4,75
WP- 497	104	105	1450	4,75
WP- 498	104	105	1650	4,75
WP- 499	104	105	650	4,75
WP- 500	104	105	1400	4,75
WP- 501	104	105	900	4,75
WP- 502	104	104	600	4,75
WP- 503	104	106	3300	4,75
WP- 504	104	116	700	4,75
WP- 505	105	104x	600	4,75
WP- 506	105	104x	1250	4,75
WP- 507	104x	104x	600	4,75
WP- 508	110x	110x	2100	4,75
WP- 509	116	116	2850	4,75
WP- 510	104	104	4300	4,75
WP- 511	104x	110x	600	4,75
WP- 512	104	106	900	4,75
WP- 513	104	105	2250	4,75
WP- 514	105	104x	2950	4,75
WP- 515	105	116	750	4,75
WP- 516	106	106	3000	4,75
WP- 517	105	106	3200	4,75
WP- 518	104	116	1800	4,75
WP- 519	105	110x	2900	4,75
WP- 520	105	106	1950	4,75
WP- 521	104	106	1200	4,75
WP- 522	104x	104x	650	4,75
WP- 523	105	104x	1000	4,75
WP- 524	104	106	1300	4,75
WP- 525	105	110x	3000	4,75
WP- 526	105	106	2750	4,75
WP- 527	105	116	2150	4,75
WP- 528	105	104x	1350	4,75
WP- 529	105	106	2800	4,75
WP- 530	105	116	3250	4,75
WP- 531	105	104x	3000	4,75
WP- 532	104	104	3000	4,75
WP- 533	105	105	2750	4,75
WP- 534	105	105	3750	4,75
WP- 535	105	112	1300	4,75
WP- 536	105	112	750	4,75
WP- 537	105	112	3800	4,75
WP- 538	105	112	1050	4,75
WP- 539	105	112	650	4,75
WP- 540	104	104	200	4,75
WP- 541	104	104	900	4,75
WP- 542	104	104	2200	4,75
WP- 543	104	104	1250	4,75
WP- 544	104	105	950	4,75
WP- 545	104	104	3400	4,75
WP- 546	104	104	750	4,75
WP- 547	104	105	3500	4,75
WP- 548	104	104	500	4,75
WP- 549	104	104	1000	4,75
WP- 550	104	104	1500	4,75
WP- 551	112	112	1500	4,75
WP- 552	104	104	2000	4,75
WP- 553	112	112	2000	4,75
WP- 554	104	104	2500	4,75
WP- 555	105	105	180	4,75
WP- 556	105	105x	700	4,75
WP- 557	105	105x	1100	4,75
WP- 558	105	105x	500	4,75
WP- 559	105	105	2350	4,75
WP- 560	105	106	2050	4,75
WP- 561	104	106	1000	4,75
WP- 562	104	106	1600	4,75
WP- 563	105	106	2500	4,75
WP- 564	106	106	3100	4,75
WP- 565	104	106	600	4,75
WP- 566	105	106	3250	4,75
WP- 567	116	116	3550	4,75
WP- 568	116	116	4150	4,75




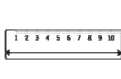

KOD WP	ZŁĄCZKA	ZŁĄCZKA	DŁUGOŚĆ W MM	SREDNICA RURY
WP CODE	NIPPLE	NIPPLE	LENGHT IN MM	DIAMETER
КОД WP	НАКОНЕЧНИК	НАКОНЕЧНИК	ДЛИНА В ММ	ДИАМЕТР
 WP- 001				
WP- 569	116	116	4050	4,75
WP- 570	116	116	4500	4,75
WP- 571	105	105	3850	4,75
WP- 572	105	106	3950	4,75
WP- 573	106	106	200	4,75
WP- 574	107	116	200	4,75
WP- 575	112	112	150	4,75
WP- 576	104	104	250	4,75
WP- 577	104	104	450	4,75
WP- 578	105	116	300	4,75
WP- 579	105	116	400	4,75
WP- 580	105	116	1300	4,75
WP- 581	116	116	1400	4,75
WP- 582	104	104	550	4,75
WP- 583	104	104	1900	4,75
WP- 584	104	105	2200	4,75
WP- 585	104	105	2650	4,75
WP- 586	104	105	2750	4,75
WP- 587	104	105	2950	4,75
WP- 588	104	105	3050	4,75
WP- 589	104	105	3150	4,75
WP- 590	104	105	3300	4,75
WP- 591	104	105	3450	4,75
WP- 592	104	105	3850	4,75
WP- 593	104	105	4250	4,75
WP- 594	104	105	4450	4,75
WP- 595	104	105	4750	4,75
WP- 596	104	105	5350	4,75
WP- 597	104	106	1450	4,75
WP- 598	104	106	1550	4,75
WP- 599	104	106	2100	4,75
WP- 600	103	103	1700	6,35
WP- 601	103	103	1000	6,35
WP- 602	103	103	1300	6,35
WP- 603	103	103	1500	6,35
WP- 604	103	103	2000	6,35
WP- 605	103	103	600	6,35
WP- 606	103	103	850	6,35
WP- 607	103	103	900	6,35
WP- 608	103	103	3000	6,35
WP- 609	103	103	1900	6,35
WP- 610	103	103	800	6,35
WP- 611	103	103	750	6,35
WP- 612	103	103	500	6,35
WP- 613	103	103	700	6,35
WP- 614	103	103	3200	6,35
WP- 615	103	103	550	6,35
WP- 616	103	103	1100	6,35
WP- 617	103	103	1200	6,35
WP- 618	103	103	2600	6,35
WP- 619	103	103	2200	6,35
WP- 620	103	103	2500	6,35
WP- 621	103	103	1400	6,35
WP- 622	103	103	180	6,35
WP- 623	103	103	1220	6,35
WP- 624	103	103	590	6,35
WP- 625	103	103	720	6,35
WP- 626	103	103	3100	6,35
WP- 627	103	103	3400	6,35
WP- 628	103	103	3600	6,35
WP- 629	103	103	1600	6,35
WP- 630	103	103	4000	6,35
WP- 631	103	103	450	6,35
WP- 632	103	103	3500	6,35
WP- 633	103	103	950	6,35
WP- 634	103	103	300	6,35
WP- 635	119	119	1000	6,35
WP- 636	119	119	1500	6,35
WP- 637	119	119	2000	6,35
WP- 638	119	119	2500	6,35
WP- 639	103	103	400	6,35
WP- 640	103	103	2700	6,35
WP- 641	103	103	1800	6,35
WP- 642	103	103	3700	6,35
WP- 643	103	103	250	6,35
WP- 644	103	103	430	6,35
WP- 645	103	103	1450	6,35
WP- 646	103	103	2050	6,35
WP- 650	C(12/1,25)	C(12/1,25)	800	6,35
WP- 651	C(12/1,25)	C(12/1,25)	1000	6,35
WP- 652	C(12/1,25)	C(12/1,25)	1200	6,35

KOD WP	ZŁĄCZKA	ZŁĄCZKA	DŁUGOŚĆ W MM	SREDNICA RURY
WP CODE	NIPPLE	NIPPLE	LENGHT IN MM	DIAMETER
КОД WP	НАКОНЕЧНИК	НАКОНЕЧНИК	ДЛИНА В ММ	ДИАМЕТР
				
WP- 653	C(12/1,25)	C(12/1,25)	1250	6,35
WP- 654	C(12/1,25)	C(12/1,25)	1300	6,35
WP- 655	C(12/1,25)	C(12/1,25)	1350	6,35
WP- 656	C(12/1,25)	C(12/1,25)	1550	6,35
WP- 657	C(12/1,25)	C(12/1,25)	1600	6,35
WP- 658	C(12/1,25)	C(12/1,25)	650	6,35
WP- 659	C(12/1,25)	C(12/1,25)	450	6,35
WP- 700	104	106	2400	4,75
WP- 701	104	106	3150	4,75
WP- 702	104	106	3950	4,75
WP- 703	104	116	450	4,75
WP- 704	104	116	1500	4,75
WP- 705	105	105	100	4,75
WP- 706	105	105	2450	4,75
WP- 707	105	105	2650	4,75
WP- 708	105	105	2850	4,75
WP- 709	105	105	3150	4,75
WP- 710	105	105	3450	4,75
WP- 711	105	105	3550	4,75
WP- 712	105	105	4050	4,75
WP- 713	105	105	4600	4,75
WP- 714	105	105	5100	4,75
WP- 715	105	106	1800	4,75
WP- 716	105	106	2150	4,75
WP- 717	105	106	2350	4,75
WP- 718	105	106	3550	4,75
WP- 719	105	106	3650	4,75
WP- 720	105	107	650	4,75
WP- 721	105	107	700	4,75
WP- 722	105	107	3200	4,75
WP- 723	104	104	300	4,75
WP- 724	105	105	260	4,75
WP- 725	105	105	290	4,75
WP- 726	105	110	150	4,75
WP- 727	105	110	650	4,75
WP- 728	105	110	1500	4,75
WP- 729	105	110	3150	4,75
WP- 730	105	112	600	4,75
WP- 731	105	112	700	4,75
WP- 732	105	112	1150	4,75
WP- 733	105	112	1350	4,75
WP- 734	105	112	2250	4,75
WP- 735	105	116	250	4,75
WP- 736	105	116	500	4,75
WP- 737	105	116	550	4,75
WP- 738	105	116	700	4,75
WP- 739	105	116	850	4,75
WP- 740	105	116	1000	4,75
WP- 741	105	116	1050	4,75
WP- 742	105	116	1200	4,75
WP- 743	105	116	1250	4,75
WP- 744	105	116	1950	4,75
WP- 745	105	116	2050	4,75
WP- 746	105	116	2950	4,75
WP- 747	105	116	3000	4,75
WP- 748	105	116	3100	4,75
WP- 749	105	116	3400	4,75
WP- 750	105	116	3450	4,75
WP- 751	105	116	3600	4,75
WP- 752	105	116	3650	4,75
WP- 753	105	116	4250	4,75
WP- 754	105	116	4400	4,75
WP- 755	105	116	4450	4,75
WP- 756	105	116	4550	4,75
WP- 757	105	116	4750	4,75
WP- 758	106	106	400	4,75
WP- 759	106	106	550	4,75
WP- 760	106	106	750	4,75
WP- 761	106	106	1800	4,75
WP- 762	106	106	2100	4,75
WP- 763	106	106	2250	4,75
WP- 764	109	109	250	4,75
WP- 765	109	109	2050	4,75
WP- 766	109	109	2550	4,75
WP- 767	109	109	2650	4,75
WP- 768	109	109	3400	4,75
WP- 769	109	109	3550	4,75
WP- 770	109	110	1250	4,75
WP- 771	109	110	2050	4,75
WP- 772	109	110	2450	4,75
WP- 773	109	110	2600	4,75

KOD WP	ZŁĄCZKA	ZŁĄCZKA	DŁUGOŚĆ W MM	SREDNICA RURY
WP CODE	NIPPLE	NIPPLE	LENGHT IN MM	DIAMETER
КОД WP	НАКОНЕЧНИК	НАКОНЕЧНИК	ДЛИНА В ММ	ДИАМЕТР
				
WP- 774	109	110	2950	4,75
WP- 775	109	110	3050	4,75
WP- 776	109	110	3250	4,75
WP- 777	109	114	2950	4,75
WP- 778	109	114	3050	4,75
WP- 779	109	114	3150	4,75
WP- 780	110	110	200	4,75
WP- 781	110	110	2250	4,75
WP- 782	110	114	350	4,75
WP- 783	110	114	950	4,75
WP- 784	110	114	2700	4,75
WP- 785	110	114	2950	4,75
WP- 786	104	104	2600	4,75
WP- 787	112	112	700	4,75
WP- 788	112	112	2350	4,75
WP- 789	112	112	2800	4,75
WP- 790	112	112	3200	4,75
WP- 791	112	112	3250	4,75
WP- 792	112	112	3400	4,75
WP- 793	113	113	400	4,75
WP- 794	113	113	500	4,75
WP- 795	113	113	900	4,75
WP- 796	113	113	1150	4,75
WP- 797	113	113	1400	4,75
WP- 798	113	113	1500	4,75
WP- 799	113	113	2350	4,75
WP- 800	113	113	2800	4,75
WP- 801	113	113	4200	4,75
WP- 802	113	113	4300	4,75
WP- 803	115	115	2600	4,75
WP- 804	115	115	2650	4,75
WP- 805	115	115	2950	4,75
WP- 806	105	105	320	4,75
WP- 807	105	105	360	4,75
WP- 808	105	105	440	4,75
WP- 809	116	116	1150	4,75
WP- 810	116	116	1250	4,75
WP- 811	104	105	150	4,75
WP- 812	116	116	1750	4,75
WP- 813	116	116	1950	4,75
WP- 814	116	116	2050	4,75
WP- 815	116	116	2150	4,75
WP- 816	116	116	2250	4,75
WP- 817	116	116	2350	4,75
WP- 818	116	116	2550	4,75
WP- 819	116	116	2700	4,75
WP- 820	116	116	2950	4,75
WP- 821	116	116	3000	4,75
WP- 822	116	116	3050	4,75
WP- 823	116	116	3250	4,75
WP- 824	116	116	3350	4,75
WP- 825	116	116	3450	4,75
WP- 826	116	116	3950	4,75
WP- 827	116	116	4300	4,75
WP- 828	116	116	4400	4,75
WP- 829	104	110x	3550	4,75
WP- 830	104	110x	4000	4,75
WP- 831	104x	104x	550	4,75
WP- 832	105	104x	850	4,75
WP- 833	105	104x	950	4,75
WP- 834	105	104x	2500	4,75
WP- 835	105	105x	800	4,75
WP- 836	105	105x	850	4,75
WP- 837	105	105x	1000	4,75
WP- 838	105	105x	1050	4,75
WP- 839	105	105x	1200	4,75
WP- 840	105	105x	1350	4,75
WP- 841	105	105x	1600	4,75
WP- 842	105	110x	1400	4,75
WP- 843	105	110x	2250	4,75
WP- 844	105	110x	3300	4,75
WP- 845	105	110x	3900	4,75
WP- 846	105	116x	300	4,75
WP- 847	105	116x	550	4,75
WP- 848	105	116x	3200	4,75
WP- 849	116	116x	200	4,75
WP- 850	116	116x	400	4,75
WP- 851	116	116x	450	4,75
WP- 852	116	116x	500	4,75
WP- 853	116	116x	550	4,75
WP- 854	116	116x	1000	4,75




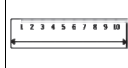

KOD WP	ZŁĄCZKA	ZŁĄCZKA	DŁUGOŚĆ W MM	SREDNICA RURY
WP CODE	NIPPLE	NIPPLE	LENGHT IN MM	DIAMETER
КОД WP	НАКОНЕЧНИК	НАКОНЕЧНИК	ДЛИНА В ММ	ДИАМЕТР
 WP- 001				
WP- 855	116	116x	1100	4,75
WP- 856	116	116x	1300	4,75
WP- 857	116	116x	1650	4,75
WP- 858	116	116x	1850	4,75
WP- 859	116	116x	2250	4,75
WP- 860	116	116x	2500	4,75
WP- 861	116	116x	2600	4,75
WP- 862	116	116x	3400	4,75
WP- 863	116	116x	3700	4,75
WP- 864	116	116x	4000	4,75
WP- 865	116	116x	4200	4,75
WP- 866	116	116x	4400	4,75
WP- 867	116	116x	4450	4,75
WP- 868	116	116x	4500	4,75
WP- 869	104	104	3500	4,75
WP- 870	105	116	1900	4,75
WP- 871	104	104	350	4,75
WP- 872	104	104	1100	4,75
WP- 873	104	104	1150	4,75
WP- 874	104	104	4550	4,75
WP- 875	104	105	3650	4,75
WP- 876	104	105	3750	4,75
WP- 877	104	105	3950	4,75
WP- 878	104	105	4150	4,75
WP- 879	104	106	500	4,75
WP- 880	104	106	550	4,75
WP- 881	104	106	1050	4,75
WP- 882	104	106	2450	4,75
WP- 883	104	106	3750	4,75
WP- 884	104	106	4250	4,75
WP- 885	104	107	450	4,75
WP- 886	104	107	500	4,75
WP- 887	104	107	950	4,75
WP- 888	104	108	1350	4,75
WP- 889	104	108	3550	4,75
WP- 890	105	105	3350	4,75
WP- 891	105	105	3650	4,75
WP- 892	105	105	3950	4,75
WP- 893	105	105	4150	4,75
WP- 894	105	105	4550	4,75
WP- 895	105	105	4850	4,75
WP- 896	105	106	3350	4,75
WP- 897	105	108	300	4,75
WP- 898	105	108	900	4,75
WP- 899	105	108	1150	4,75
WP- 900	105	108	1300	4,75
WP- 901	105	108	1900	4,75
WP- 902	105	108	2900	4,75
WP- 903	105	113	1100	4,75
WP- 904	105	116	200	4,75
WP- 905	105	116	450	4,75
WP- 906	105	116	600	4,75
WP- 907	105	116	1400	4,75
WP- 908	105	116	1500	4,75
WP- 909	105	116	2000	4,75
WP- 910	105	116	2200	4,75
WP- 911	105	116	2400	4,75
WP- 912	105	116	3900	4,75
WP- 913	105	116	4650	4,75
WP- 914	106	107	200	4,75
WP- 915	106	116	2800	4,75
WP- 916	113	113	3200	4,75
WP- 917	116	116	1300	4,75
WP- 918	116	116	3750	4,75
WP- 919	116	116	4450	4,75
WP- 920	116	116	4750	4,75
WP- 921	104	110x	3300	4,75
WP- 922	105	105x	600	4,75
WP- 923	105	105x	1300	4,75
WP- 924	105	110x	3950	4,75
WP- 925	116	116x	150	4,75
WP- 926	116	116x	1050	4,75
WP- 927	105	105	460	4,75
WP- 928	105	105	510	4,75
WP- 929	105	105	560	4,75
WP- 930	105	105	620	4,75
WP- 931	105	105	760	4,75
WP- 932	105	105	720	4,75
WP- 933	105	105	860	4,75
WP- 934	105	105	1010	4,75
WP- 935	105	105	1060	4,75




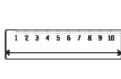

KOD WP	ZŁĄCZKA	ZŁĄCZKA	DŁUGOŚĆ W MM	SREDNICA RURY
WP CODE	NIPPLE	NIPPLE	LENGHT IN MM	DIAMETER
КОД WP	НАКОНЕЧНИК	НАКОНЕЧНИК	ДЛИНА В ММ	ДИАМЕТР
 WP- 001				
WP- 936	105	105	1190	4,75
WP- 937	105	105	1340	4,75
WP- 938	105	105	1480	4,75
WP- 939	105	105	280	4,75
WP- 940	105	105	370	4,75
WP- 941	105	105	410	4,75
WP- 942	105	105	430	4,75
WP- 943	105	105	490	4,75
WP- 944	105	105	560	4,75
WP- 945	105	105	640	4,75
WP- 946	105	105	1270	4,75
WP- 947	105	105	1330	4,75
WP- 948	105	105	1390	4,75
WP- 949	105	105	1490	4,75
WP- 950	105	105	2170	4,75
WP- 951	116	116	115	4,75
WP- 952	116	116	130	4,75
WP- 953	116	116	210	4,75
WP- 954	116	116	230	4,75
WP- 955	116	116	270	4,75
WP- 956	116	116	380	4,75
WP- 957	116	116	430	4,75
WP- 958	116	116	480	4,75
WP- 959	116	116	780	4,75
WP- 960	116	116	840	4,75
WP- 961	116	116	1010	4,75
WP- 962	116	116	1310	4,75
WP- 963	116	116	3330	4,75
WP- 964	116	116	3660	4,75
WP- 965	116	116	3930	4,75
WP- 966	105	106	140	4,75
WP- 967	105	106	180	4,75
WP- 968	105	106	240	4,75
WP- 969	105	106	290	4,75
WP- 970	105	106	380	4,75
WP- 971	105	106	510	4,75
WP- 972	105	106	660	4,75
WP- 973	112	112	260	4,75
WP- 974	112	112	1120	4,75
WP- 975	109	110	320	4,75
WP- 976	104	105	570	4,75
WP- 977	105	116	3480	4,75
WP- 978	105	116	4380	4,75
WP- 979	104	104	150	4,75
WP- 980	104	104	4700	4,75
WP- 981	104	105	420	4,75
WP- 982	104	105	560	4,75
WP- 983	104	105	920	4,75
WP- 984	105	105	90	4,75
WP- 985	105	105	3020	4,75
WP- 986	109	109	2500	4,75
WP- 987	116	118	500	4,75
WP- 988	116	118	200	4,75
WP- 989	105	105	820	4,75
WP- 990	105	105	520	4,75
WP- 991	112	112	610	4,75
WP- 992	112	112	2980	4,75
WP- 993	112	112	1070	4,75
WP- 994	116	116	580	4,75
WP- 995	105a	105a	100	4,75
WP- 996	105a	105a	115	4,75
WP- 997	105a	105a	140	4,75
WP- 998	106	105a	140	4,75
WP- 999	110	105a	140	4,75
WP- 1000	109	110	140	4,75
WP- 1001	105a	105a	150	4,75
WP- 1002	116	105d	150	4,75
WP- 1003	105d	105d	160	4,75
WP- 1004	113	113	160	4,75
WP- 1005	116	116	165	4,75
WP- 1006	105a	105a	170	4,75
WP- 1007	105a	105a	180	4,75
WP- 1008	106	105a	180	4,75
WP- 1009	105d	105d	180	4,75
WP- 1010	116	116	180	4,75
WP- 1011	109	110	190	4,75
WP- 1012	110	110	195	4,75
WP- 1013	105a	105a	200	4,75
WP- 1014	105a	105a	210	4,75
WP- 1015	112	112	220	4,75
WP- 1016	104	105a	225	4,75


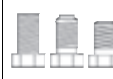
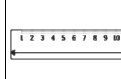
KOD WP	ZŁĄCZKA	ZŁĄCZKA	DŁUGOŚĆ W MM	SREDNICA RURY
WP CODE	NIPPLE	NIPPLE	LENGHT IN MM	DIAMETER
КОД WP	НАКОНЕЧНИК	НАКОНЕЧНИК	ДЛИНА В ММ	ДИАМЕТР
 WP- 001				
WP- 1017	116	105d	230	4,75
WP- 1018	109	109	230	4,75
WP- 1019	105a	105a	240	4,75
WP- 1020	106	105a	240	4,75
WP- 1021	111	111	240	4,75
WP- 1022	106	105a	250	4,75
WP- 1023	110	105a	250	4,75
WP- 1024	116	116	255	4,75
WP- 1025	116	116x	255	4,75
WP- 1026	105a	105a	260	4,75
WP- 1027	108	105a	260	4,75
WP- 1028	105d	105d	260	4,75
WP- 1029	116	105d	260	4,75
WP- 1030	109	110	260	4,75
WP- 1031	111	115	270	4,75
WP- 1032	105d	105d	280	4,75
WP- 1033	116	105d	280	4,75
WP- 1034	116	116	280	4,75
WP- 1035	105a	105a	290	4,75
WP- 1036	106	105a	290	4,75
WP- 1037	105d	105d	290	4,75
WP- 1038	109	111	290	4,75
WP- 1039	104	105a	295	4,75
WP- 1040	109	110	295	4,75
WP- 1041	105a	105a	300	4,75
WP- 1042	108	105a	300	4,75
WP- 1043	105d	116x	300	4,75
WP- 1044	106	105a	305	4,75
WP- 1045	105d	105d	310	4,75
WP- 1046	116	116	310	4,75
WP- 1047	105d	105d	315	4,75
WP- 1048	105a	105a	320	4,75
WP- 1049	116	105d	320	4,75
WP- 1050	113	113	320	4,75
WP- 1051	106	105a	325	4,75
WP- 1052	105a	105a	330	4,75
WP- 1053	116	105a	330	4,75
WP- 1054	116	105d	330	4,75
WP- 1055	112	112	330	4,75
WP- 1056	115	115	330	4,75
WP- 1057	105d	105d	340	4,75
WP- 1058	111	115	340	4,75
WP- 1059	116	116	340	4,75
WP- 1060	105a	105a	350	4,75
WP- 1061	106	105a	350	4,75
WP- 1062	104	105a	350	4,75
WP- 1063	105a	105a	360	4,75
WP- 1064	108	105a	360	4,75
WP- 1065	111	115	360	4,75
WP- 1066	116	105d	365	4,75
WP- 1067	105d	105d	370	4,75
WP- 1068	116	105d	370	4,75
WP- 1069	112	112	375	4,75
WP- 1070	115	115	375	4,75
WP- 1071	105a	105a	380	4,75
WP- 1072	106	105a	380	4,75
WP- 1073	105a	105a	390	4,75
WP- 1074	105d	105d	390	4,75
WP- 1075	106	106	390	4,75
WP- 1076	109	109	390	4,75
WP- 1077	105a	105a	400	4,75
WP- 1078	106	105a	400	4,75
WP- 1079	104	105a	400	4,75
WP- 1080	116	105d	400	4,75
WP- 1081	105a	105a	410	4,75
WP- 1082	104	116	410	4,75
WP- 1083	105d	105d	410	4,75
WP- 1084	109	114	410	4,75
WP- 1085	105a	105a	420	4,75
WP- 1086	105d	105d	420	4,75
WP- 1087	104	105d	430	4,75
WP- 1088	105d	105d	430	4,75
WP- 1089	109	109	430	4,75
WP- 1090	112	112	430	4,75
WP- 1091	105a	105a	440	4,75
WP- 1092	108	105a	440	4,75
WP- 1093	109	109	440	4,75
WP- 1094	106	105a	450	4,75
WP- 1095	105d	105d	450	4,75
WP- 1096	105a	105a	460	4,75
WP- 1097	108	105a	460	4,75

KOD WP	ZŁĄCZKA	ZŁĄCZKA	DŁUGOŚĆ W MM	SREDNICA RURY
WP CODE	NIPPLE	NIPPLE	LENGHT IN MM	DIAMETER
КОД WP	НАКОНЕЧНИК	НАКОНЕЧНИК	ДЛИНА В ММ	ДИАМЕТР
 WP- 001				
WP- 1098	105d	105d	460	4,75
WP- 1099	112	112	460	4,75
WP- 1100	113	113	460	4,75
WP- 1101	116	116	460	4,75
WP- 1102	116	105a	470	4,75
WP- 1103	105a	105a	480	4,75
WP- 1104	105d	105x	480	4,75
WP- 1105	116	105d	480	4,75
WP- 1106	112	112	480	4,75
WP- 1107	111	115	480	4,75
WP- 1108	104	105a	485	4,75
WP- 1109	104	105d	485	4,75
WP- 1110	105d	105d	490	4,75
WP- 1111	115	115	490	4,75
WP- 1112	105a	105a	500	4,75
WP- 1113	104	105a	500	4,75
WP- 1114	105d	105x	500	4,75
WP- 1115	105a	105a	510	4,75
WP- 1116	106	105a	510	4,75
WP- 1117	107	105a	510	4,75
WP- 1118	116	105d	510	4,75
WP- 1119	105a	105a	520	4,75
WP- 1120	105d	105d	520	4,75
WP- 1121	112	112	520	4,75
WP- 1122	116	116	520	4,75
WP- 1123	111	115	525	4,75
WP- 1124	104	105d	530	4,75
WP- 1125	105d	116x	530	4,75
WP- 1126	116	116	530	4,75
WP- 1127	105a	105a	540	4,75
WP- 1128	104	104	540	4,75
WP- 1129	105d	105d	540	4,75
WP- 1130	109	110	540	4,75
WP- 1131	113	113	540	4,75
WP- 1132	116	116	540	4,75
WP- 1133	104	105a	550	4,75
WP- 1134	105d	105d	550	4,75
WP- 1135	105a	105a	560	4,75
WP- 1136	105d	105d	560	4,75
WP- 1137	105a	105a	570	4,75
WP- 1138	112	105a	570	4,75
WP- 1139	104	105a	570	4,75
WP- 1140	104x	104x	570	4,75
WP- 1141	105d	105d	575	4,75
WP- 1142	104	105a	580	4,75
WP- 1143	104	104	580	4,75
WP- 1144	104	106	580	4,75
WP- 1145	109	110	580	4,75
WP- 1146	105a	105a	590	4,75
WP- 1147	105a	104x	600	4,75
WP- 1148	105d	105d	600	4,75
WP- 1149	105a	105a	610	4,75
WP- 1150	105d	105d	610	4,75
WP- 1151	105a	105a	620	4,75
WP- 1152	106	105a	620	4,75
WP- 1153	107	105a	620	4,75
WP- 1154	105d	105d	620	4,75
WP- 1155	104	105a	630	4,75
WP- 1156	104	105d	630	4,75
WP- 1157	116	116	630	4,75
WP- 1158	106	105a	640	4,75
WP- 1159	105d	105d	640	4,75
WP- 1160	109	110	640	4,75
WP- 1161	112	112	640	4,75
WP- 1162	116	116	640	4,75
WP- 1163	105a	105a	650	4,75
WP- 1164	106	105a	660	4,75
WP- 1165	116	105d	660	4,75
WP- 1166	116	116	660	4,75
WP- 1167	105a	105a	670	4,75
WP- 1168	104	105a	670	4,75
WP- 1169	105d	105x	670	4,75
WP- 1170	107	105a	680	4,75
WP- 1171	105d	105d	680	4,75
WP- 1172	116	116	680	4,75
WP- 1173	113	113	685	4,75
WP- 1174	106	105a	690	4,75
WP- 1175	112	105a	690	4,75
WP- 1176	105d	105x	690	4,75
WP- 1177	111	115	690	4,75
WP- 1178	105a	105a	700	4,75




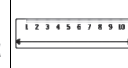

KOD WP	ZŁĄCZKA	ZŁĄCZKA	DŁUGOŚĆ W MM	SREDNICA RURY
WP CODE	NIPPLE	NIPPLE	LENGHT IN MM	DIAMETER
КОД WP	НАКОНЕЧНИК	НАКОНЕЧНИК	ДЛИНА В ММ	ДИАМЕТР
 WP- 001				
WP- 1179	104	105a	700	4,75
WP- 1180	104	105d	700	4,75
WP- 1181	105d	105d	710	4,75
WP- 1182	109	110	710	4,75
WP- 1183	105a	105a	720	4,75
WP- 1184	106	105a	725	4,75
WP- 1185	116	116	735	4,75
WP- 1186	104	106	740	4,75
WP- 1187	109	109	740	4,75
WP- 1188	112	112	740	4,75
WP- 1189	110	114	740	4,75
WP- 1190	115	115	740	4,75
WP- 1191	104	105a	750	4,75
WP- 1192	104	105d	750	4,75
WP- 1193	105d	105d	750	4,75
WP- 1194	116	105d	750	4,75
WP- 1195	112	112	755	4,75
WP- 1196	105a	105a	760	4,75
WP- 1197	107	105a	760	4,75
WP- 1198	111	115	760	4,75
WP- 1199	109	109	765	4,75
WP- 1200	105a	105a	780	4,75
WP- 1201	106	105a	780	4,75
WP- 1202	105d	105d	780	4,75
WP- 1203	105d	105x	780	4,75
WP- 1204	109	110	790	4,75
WP- 1205	105a	105a	800	4,75
WP- 1206	104x	104x	800	4,75
WP- 1207	104	105d	810	4,75
WP- 1208	116	116	810	4,75
WP- 1209	105a	105a	820	4,75
WP- 1210	104x	104x	820	4,75
WP- 1211	105d	105d	820	4,75
WP- 1212	116	105d	820	4,75
WP- 1213	106	105a	830	4,75
WP- 1214	104	105a	830	4,75
WP- 1215	105a	105x	840	4,75
WP- 1216	109	110	840	4,75
WP- 1217	113	113	840	4,75
WP- 1218	110	114	845	4,75
WP- 1219	106	105a	850	4,75
WP- 1220	104	105d	850	4,75
WP- 1221	105d	105d	850	4,75
WP- 1222	105d	105x	850	4,75
WP- 1223	105a	105a	860	4,75
WP- 1224	104	106	860	4,75
WP- 1225	116	105d	860	4,75
WP- 1226	112	112	865	4,75
WP- 1227	116	116	870	4,75
WP- 1228	105a	105a	880	4,75
WP- 1229	116	105d	880	4,75
WP- 1230	109	110	890	4,75
WP- 1231	115	115	890	4,75
WP- 1232	105a	105a	900	4,75
WP- 1233	106	105a	900	4,75
WP- 1234	104	105a	900	4,75
WP- 1235	105d	105d	900	4,75
WP- 1236	105a	105a	920	4,75
WP- 1237	105d	105d	920	4,75
WP- 1238	116	105d	920	4,75
WP- 1239	109	109	930	4,75
WP- 1240	115	115	930	4,75
WP- 1241	104	106	940	4,75
WP- 1242	110	114	940	4,75
WP- 1243	116	116	940	4,75
WP- 1244	106	105a	950	4,75
WP- 1245	105d	105d	950	4,75
WP- 1246	116	105d	950	4,75
WP- 1247	105a	105a	960	4,75
WP- 1248	108	105a	960	4,75
WP- 1249	104	105a	960	4,75
WP- 1250	116	105d	960	4,75
WP- 1251	116	116	960	4,75
WP- 1252	107	105a	970	4,75
WP- 1253	109	110	970	4,75
WP- 1254	105a	105a	980	4,75
WP- 1255	104	105a	980	4,75
WP- 1256	105d	105d	980	4,75
WP- 1257	113	113	985	4,75
WP- 1258	106	105a	990	4,75
WP- 1259	105a	105a	1000	4,75




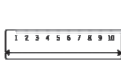

KOD WP	ZŁĄCZKA	ZŁĄCZKA	DŁUGOŚĆ W MM	SREDNICA RURY
WP CODE	NIPPLE	NIPPLE	LENGHT IN MM	DIAMETER
КОД WP	НАКОНЕЧНИК	НАКОНЕЧНИК	ДЛИНА В ММ	ДИАМЕТР
 WP- 001				
WP- 1260	104	105a	1000	4,75
WP- 1261	105a	104x	1000	4,75
WP- 1262	105d	105d	1000	4,75
WP- 1263	105d	105x	1000	4,75
WP- 1264	105a	105a	1010	4,75
WP- 1265	108	105a	1020	4,75
WP- 1266	112	105a	1020	4,75
WP- 1267	106	105d	1020	4,75
WP- 1268	116	105a	1020	4,75
WP- 1269	112	112	1020	4,75
WP- 1270	113	113	1020	4,75
WP- 1271	111	115	1020	4,75
WP- 1272	116	116	1030	4,75
WP- 1273	105a	105a	1040	4,75
WP- 1274	104	105d	1040	4,75
WP- 1275	105d	105d	1040	4,75
WP- 1276	115	115	1040	4,75
WP- 1277	106	105a	1050	4,75
WP- 1278	105a	105a	1060	4,75
WP- 1279	105d	105x	1060	4,75
WP- 1280	109	109	1060	4,75
WP- 1281	116	105d	1070	4,75
WP- 1282	116	116	1070	4,75
WP- 1283	113	113	1090	4,75
WP- 1284	111	115	1090	4,75
WP- 1285	116	116	1090	4,75
WP- 1286	105a	105a	1100	4,75
WP- 1287	106	105a	1100	4,75
WP- 1288	104	105a	1100	4,75
WP- 1289	105d	105d	1100	4,75
WP- 1290	116	105d	1100	4,75
WP- 1291	105a	105a	1110	4,75
WP- 1292	113	113	1110	4,75
WP- 1293	104	105a	1120	4,75
WP- 1294	116	116	1120	4,75
WP- 1295	112	105a	1140	4,75
WP- 1296	105d	105d	1140	4,75
WP- 1297	116	105d	1140	4,75
WP- 1298	105a	105a	1150	4,75
WP- 1299	106	105a	1150	4,75
WP- 1300	104	105d	1150	4,75
WP- 1301	116	116	1160	4,75
WP- 1302	108	105a	1170	4,75
WP- 1303	113	113	1170	4,75
WP- 1304	105d	105d	1180	4,75
WP- 1305	105a	105a	1190	4,75
WP- 1306	104	105a	1190	4,75
WP- 1307	105d	105x	1200	4,75
WP- 1308	116	105d	1200	4,75
WP- 1309	105d	105d	1210	4,75
WP- 1310	105a	105a	1220	4,75
WP- 1311	116	105a	1220	4,75
WP- 1312	109	110	1225	4,75
WP- 1313	112	112	1225	4,75
WP- 1314	106	105a	1240	4,75
WP- 1315	105d	105d	1240	4,75
WP- 1316	105d	105x	1240	4,75
WP- 1317	116	116	1240	4,75
WP- 1318	105a	105a	1250	4,75
WP- 1319	104	104x	1250	4,75
WP- 1320	105a	104x	1250	4,75
WP- 1321	116	105d	1260	4,75
WP- 1322	109	110	1260	4,75
WP- 1323	116	116x	1260	4,75
WP- 1324	105d	105d	1270	4,75
WP- 1325	104	106	1280	4,75
WP- 1326	106	105a	1290	4,75
WP- 1327	105a	105a	1300	4,75
WP- 1328	116	105d	1300	4,75
WP- 1329	112	105a	1320	4,75
WP- 1330	105d	105d	1330	4,75
WP- 1331	105a	105a	1340	4,75
WP- 1332	104	105a	1340	4,75
WP- 1333	105d	105x	1340	4,75
WP- 1334	106	105a	1350	4,75
WP- 1335	105a	104x	1350	4,75
WP- 1336	116	105d	1350	4,75
WP- 1337	105a	105a	1370	4,75
WP- 1338	112	112	1370	4,75
WP- 1339	104	106	1375	4,75
WP- 1340	110	114	1375	4,75




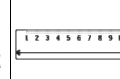

KOD WP	ZŁĄCZKA	ZŁĄCZKA	DŁUGOŚĆ W MM	SREDNICA RURY
WP CODE	NIPPLE	NIPPLE	LENGHT IN MM	DIAMETER
КОД WP	НАКОНЕЧНИК	НАКОНЕЧНИК	ДЛИНА В ММ	ДИАМЕТР
				
WP- 1341	105a	105a	1385	4,75
WP- 1342	106	105a	1390	4,75
WP- 1343	105d	105d	1390	4,75
WP- 1344	105a	105a	1400	4,75
WP- 1345	104	105a	1420	4,75
WP- 1346	104	106	1420	4,75
WP- 1347	116	105d	1420	4,75
WP- 1348	105a	105a	1430	4,75
WP- 1349	105d	105d	1430	4,75
WP- 1350	116	116	1430	4,75
WP- 1351	105a	105a	1440	4,75
WP- 1352	109	109	1440	4,75
WP- 1353	112	112	1440	4,75
WP- 1354	105d	105d	1450	4,75
WP- 1355	116	105d	1450	4,75
WP- 1356	105a	105a	1460	4,75
WP- 1357	105a	105a	1480	4,75
WP- 1358	104	116	1480	4,75
WP- 1359	105d	105d	1490	4,75
WP- 1360	105a	105a	1500	4,75
WP- 1361	106	105a	1500	4,75
WP- 1362	105a	105a	1530	4,75
WP- 1363	104	105a	1530	4,75
WP- 1364	104	106	1530	4,75
WP- 1365	106	105a	1540	4,75
WP- 1366	109	109	1540	4,75
WP- 1367	116	116	1540	4,75
WP- 1368	105a	105a	1550	4,75
WP- 1369	105d	105d	1550	4,75
WP- 1370	105d	105x	1560	4,75
WP- 1371	112	112	1570	4,75
WP- 1372	113	113	1570	4,75
WP- 1373	105a	105a	1580	4,75
WP- 1374	116	116	1580	4,75
WP- 1375	106	105a	1590	4,75
WP- 1376	105a	105a	1600	4,75
WP- 1377	104	105a	1600	4,75
WP- 1378	116	116	1610	4,75
WP- 1379	105a	105a	1630	4,75
WP- 1380	105d	105d	1630	4,75
WP- 1381	116	116x	1630	4,75
WP- 1382	105a	105a	1660	4,75
WP- 1383	104	105a	1660	4,75
WP- 1384	105d	105d	1660	4,75
WP- 1385	112	112	1665	4,75
WP- 1386	111	115	1680	4,75
WP- 1387	116	116	1680	4,75
WP- 1388	106	105a	1690	4,75
WP- 1389	112	112	1690	4,75
WP- 1390	105a	105a	1700	4,75
WP- 1391	105a	104x	1710	4,75
WP- 1392	105d	105d	1720	4,75
WP- 1393	110	114	1730	4,75
WP- 1394	106	105a	1740	4,75
WP- 1395	109	110	1740	4,75
WP- 1396	116	116	1740	4,75
WP- 1397	105a	105a	1760	4,75
WP- 1398	104	105a	1780	4,75
WP- 1399	105a	105a	1790	4,75
WP- 1400	105d	105d	1800	4,75
WP- 1401	105a	105a	1815	4,75
WP- 1402	105d	105d	1820	4,75
WP- 1403	104	105a	1830	4,75
WP- 1404	111	115	1840	4,75
WP- 1405	106	105a	1850	4,75
WP- 1406	105a	105a	1860	4,75
WP- 1407	116	105d	1860	4,75
WP- 1408	116	116	1870	4,75
WP- 1409	104	105d	1890	4,75
WP- 1410	105d	105d	1890	4,75
WP- 1411	116	116	1890	4,75
WP- 1412	105a	105a	1900	4,75
WP- 1413	106	105a	1900	4,75
WP- 1414	105d	105d	1900	4,75
WP- 1415	116	116	1910	4,75
WP- 1416	109	109	1930	4,75
WP- 1417	104	105a	1940	4,75
WP- 1418	105d	105d	1940	4,75
WP- 1419	116	105d	1940	4,75
WP- 1420	116	116	1940	4,75
WP- 1421	105a	105a	1950	4,75




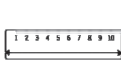

KOD WP	ZŁĄCZKA	ZŁĄCZKA	DŁUGOŚĆ W MM	SREDNICA RURY
WP CODE	NIPPLE	NIPPLE	LENGHT IN MM	DIAMETER
КОД WP	НАКОНЕЧНИК	НАКОНЕЧНИК	ДЛИНА В ММ	ДИАМЕТР
				
WP- 1422	104	105a	1970	4,75
WP- 1423	112	105a	1975	4,75
WP- 1424	105d	105d	1980	4,75
WP- 1425	105a	105a	2010	4,75
WP- 1426	105d	105d	2020	4,75
WP- 1427	109	109	2020	4,75
WP- 1428	116	116	2030	4,75
WP- 1429	106	105a	2040	4,75
WP- 1430	105a	105a	2050	4,75
WP- 1431	116	105d	2050	4,75
WP- 1432	105d	105d	2060	4,75
WP- 1433	116	116	2060	4,75
WP- 1434	104	106	2070	4,75
WP- 1435	105a	105a	2080	4,75
WP- 1436	104	105a	2080	4,75
WP- 1437	106	106	2080	4,75
WP- 1438	109	109	2080	4,75
WP- 1439	105d	105d	2100	4,75
WP- 1440	116	116	5650	4,75
WP- 1441	106	105a	2120	4,75
WP- 1442	116	105d	2120	4,75
WP- 1443	105a	105a	2140	4,75
WP- 1444	105d	105d	2150	4,75
WP- 1445	104	105a	2160	4,75
WP- 1446	104	104	2170	4,75
WP- 1447	105d	105d	2170	4,75
WP- 1448	105a	105a	2200	4,75
WP- 1449	106	105a	2200	4,75
WP- 1450	116	116	2230	4,75
WP- 1451	116	116x	2230	4,75
WP- 1452	106	106	2235	4,75
WP- 1453	104	105a	2240	4,75
WP- 1454	105a	105a	2250	4,75
WP- 1455	105d	105d	2250	4,75
WP- 1456	115	115	2260	4,75
WP- 1457	105a	105a	2300	4,75
WP- 1458	106	105a	2300	4,75
WP- 1459	116	116	2310	4,75
WP- 1460	105a	105a	2350	4,75
WP- 1461	106	105a	2350	4,75
WP- 1462	105d	105d	2350	4,75
WP- 1463	105a	105a	2400	4,75
WP- 1464	105d	105d	2400	4,75
WP- 1465	105a	105a	2440	4,75
WP- 1466	105d	105d	2450	4,75
WP- 1467	116	116x	2480	4,75
WP- 1468	105a	105a	2500	4,75
WP- 1469	106	105a	2500	4,75
WP- 1470	105d	105d	2500	4,75
WP- 1471	116	116	2530	4,75
WP- 1472	105a	105a	2550	4,75
WP- 1473	115	115	2555	4,75
WP- 1474	109	110	2570	4,75
WP- 1475	116	116x	2570	4,75
WP- 1476	105a	105a	2600	4,75
WP- 1477	106	105a	2600	4,75
WP- 1478	105a	105a	2625	4,75
WP- 1479	104	105a	2640	4,75
WP- 1480	105d	105d	2650	4,75
WP- 1481	116	116	2670	4,75
WP- 1482	104	106	2690	4,75
WP- 1483	110	114	2690	4,75
WP- 1484	105a	105a	2700	4,75
WP- 1485	105d	105d	2700	4,75
WP- 1486	104	105a	2710	4,75
WP- 1487	106	105a	2730	4,75
WP- 1488	105a	105a	2750	4,75
WP- 1489	104	105a	2760	4,75
WP- 1490	109	109	2760	4,75
WP- 1491	105a	105a	2800	4,75
WP- 1492	106	105a	2800	4,75
WP- 1493	105d	105d	2800	4,75
WP- 1494	112	112	2820	4,75
WP- 1495	105a	105a	2850	4,75
WP- 1496	105d	105d	2850	4,75
WP- 1497	109	109	2870	4,75
WP- 1498	105a	105a	2900	4,75
WP- 1499	104	105a	2900	4,75
WP- 1500	105d	105d	2900	4,75
WP- 1501	109	110	2920	4,75
WP- 1502	109	114	2930	4,75

KOD WP	ZŁĄCZKA	ZŁĄCZKA	DŁUGOŚĆ W MM	SREDNICA RURY
WP CODE	NIPPLE	NIPPLE	LENGHT IN MM	DIAMETER
КОД WP	НАКОНЕЧНИК	НАКОНЕЧНИК	ДЛИНА В ММ	ДИАМЕТР
				
WP- 1503	116	116	2930	4,75
WP- 1504	105d	105d	2950	4,75
WP- 1505	104	105d	2950	4,75
WP- 1506	105a	104x	2950	4,75
WP- 1507	105d	105d	2950	4,75
WP- 1508	116	105d	2950	4,75
WP- 1509	109	109	2960	4,75
WP- 1510	105a	105a	3000	4,75
WP- 1511	106	105a	3000	4,75
WP- 1512	105a	110x	3000	4,75
WP- 1513	104	105a	3000	4,75
WP- 1514	105a	104x	3000	4,75
WP- 1515	105d	105d	3000	4,75
WP- 1516	116	105d	3000	4,75
WP- 1517	104	105a	3040	4,75
WP- 1518	105a	105a	3050	4,75
WP- 1519	105d	105d	3060	4,75
WP- 1520	112	112	3080	4,75
WP- 1521	105a	105a	3100	4,75
WP- 1522	106	105a	3100	4,75
WP- 1523	116	105d	3100	4,75
WP- 1524	105d	105d	3130	4,75
WP- 1525	104	105a	3140	4,75
WP- 1526	105a	105a	3150	4,75
WP- 1527	116	116	3160	4,75
WP- 1528	106	106	3170	4,75
WP- 1529	105a	105a	3200	4,75
WP- 1530	106	105a	3200	4,75
WP- 1531	107	105a	3200	4,75
WP- 1532	105d	105d	3200	4,75
WP- 1533	105d	116x	3200	4,75
WP- 1534	116	105d	3220	4,75
WP- 1535	112	112	3220	4,75
WP- 1536	116	116	3220	4,75
WP- 1537	105a	105a	3240	4,75
WP- 1538	109	110	3240	4,75
WP- 1539	106	105a	3250	4,75
WP- 1540	105d	110x	3270	4,75
WP- 1541	104	105a	3280	4,75
WP- 1542	112	112	3280	4,75
WP- 1543	105a	105a	3300	4,75
WP- 1544	106	105a	3300	4,75
WP- 1545	105d	105d	3300	4,75
WP- 1546	112	112	3370	4,75
WP- 1547	116	116x	3380	4,75
WP- 1548	105a	105a	3400	4,75
WP- 1549	106	105a	3400	4,75
WP- 1550	105	110X	1550	4,75
WP- 1550	116	105d	3400	4,75
WP- 1551	104	105a	3430	4,75
WP- 1552	105a	105a	3450	4,75
WP- 1553	116	105d	3450	4,75
WP- 1554	116	105d	3480	4,75
WP- 1555	105a	105a	3500	4,75
WP- 1556	105d	105d	3500	4,75
WP- 1557	104	110x	3510	4,75
WP- 1558	109	109	3510	4,75
WP- 1559	105a	105a	3530	4,75
WP- 1560	106	105a	3550	4,75
WP- 1561	116	105d	3560	4,75
WP- 1562	105a	105a	3600	4,75
WP- 1563	104	105d	3600	4,75
WP- 1564	105d	105d	3600	4,75
WP- 1565	116	105d	3600	4,75
WP- 1566	106	105a	3630	4,75
WP- 1567	116	105d	3650	4,75
WP- 1568	116	116x	3660	4,75
WP- 1569	106	105a	3680	4,75
WP- 1570	104	105d	3690	4,75
WP- 1571	105a	105a	3700	4,75
WP- 1572	105d	105d	3700	4,75
WP- 1573	105a	105a	3750	4,75
WP- 1574	116	105d	3760	4,75
WP- 1575	112	105a	3770	4,75
WP- 1576	116	116	3770	4,75
WP- 1577	105a	105a	3820	4,75
WP- 1578	104	105d	3820	4,75
WP- 1579	116	116	3870	4,75
WP- 1580	105a	105a	3900	4,75
WP- 1581	105d	110x	3900	4,75
WP- 1582	106	105a	3950	4,75






KOD WP	ZŁĄCZKA	ZŁĄCZKA	DŁUGOŚĆ W MM	SREDNICA RURY
WP CODE	NIPPLE	NIPPLE	LENGHT IN MM	DIAMETER
КОД WP	НАКОНЕЧНИК	НАКОНЕЧНИК	ДЛИНА В ММ	ДИАМЕТР
				
WP- 1583	105a	105a	3960	4,75
WP- 1584	116	116x	3970	4,75
WP- 1585	105a	105a	4000	4,75
WP- 1586	104	105a	4000	4,75
WP- 1587	116	116	4030	4,75
WP- 1588	105a	105a	4050	4,75
WP- 1589	105d	105d	4050	4,75
WP- 1590	116	116	4080	4,75
WP- 1591	105a	105a	4100	4,75
WP- 1592	105a	105a	4200	4,75
WP- 1593	105d	105d	4200	4,75
WP- 1594	104	105a	4250	4,75
WP- 1595	116	105d	4250	4,75
WP- 1596	105a	105a	4300	4,75
WP- 1597	104	105d	4300	4,75
WP- 1598	105d	105d	4300	4,75
WP- 1599	116	116x	4370	4,75
WP- 1600	116	105d	4380	4,75
WP- 1601	104	105a	4400	4,75
WP- 1602	105a	105a	4410	4,75
WP- 1603	116	105d	4410	4,75
WP- 1604	104	105d	4420	4,75
WP- 1605	116	116x	4430	4,75
WP- 1606	105d	105d	4500	4,75
WP- 1607	116	105d	4550	4,75
WP- 1608	116	105d	4570	4,75
WP- 1609	104	105a	4700	4,75
WP- 1610	104	105d	4750	4,75
WP- 1611	116	105d	4750	4,75
WP- 1612	105a	105a	4800	4,75
WP- 1613	105d	105d	4800	4,75
WP- 1614	105a	105a	4880	4,75
WP- 1615	104	105a	4900	4,75
WP- 1616	104	105a	4970	4,75
WP- 1617	105a	105a	5070	4,75
WP- 1618	104	105a	5340	4,75
WP- 1619	105	107	900	4,75
WP- 1620	112	112	1530	4,75
WP- 1621	112	112	1630	4,75
WP- 1622	105d	105d	270	4,75
WP- 1623	105d	105d	2600	4,75
WP- 1624	104	105	2600	4,75
WP- 1625	104	105	4400	4,75
WP- 1626	105	105	1820	4,75
WP- 1627	105	107	1100	4,75
WP- 1628	106	106	90	4,75
WP- 1629	114	115	700	4,75
WP- 1630	104	104	370	4,75
WP- 1631	105	105	5400	4,75
WP- 1632	105	105	5600	4,75
WP- 1633	105	105	6000	4,75
WP- 1634	104	110x	4020	4,75
WP- 1635	105	116	4420	4,75
WP- 1636	105	116	3020	4,75
WP- 1637	116	116	3020	4,75
WP- 1638	104	104	650	4,75
WP- 1639	104	106	2300	4,75
WP- 1640	105	107	1200	4,75
WP- 1641	105	107	1450	4,75
WP- 1642	107	107	630	4,75
WP- 1643	107	107	1250	4,75
WP- 1644	105	105	160	4,75
WP- 1645	104"A"	105	1200	4,75
WP- 1646	104"A"	105	1450	4,75
WP- 1647	104"A"	104"A"	630	4,75
WP- 1648	104"A"	104"A"	1250	4,75
WP- 1649	114	114	600	4,75
WP- 1650	104	116	1400	4,75
WP- 1651	104	116	4050	4,75
WP- 1652	115	115	420	4,75
WP- 1653	104	104	400	4,75
WP- 1654	105	112	250	4,75
WP- 1655	104	105	90	4,75
WP- 1656	105	105	190	4,75
WP- 1657	105	106	420	4,75
WP- 1658	105	106	440	4,75
WP- 1659	106	106	500	4,75
WP- 1660	104	104	800	4,75
WP- 1661	104	104	5000	4,75
WP- 1662	104"A"	105	900	4,75
WP- 1663	112	112	320	4,75






KOD WP	ZŁĄCZKA	ZŁĄCZKA	DŁUGOŚĆ W MM	SREDNICA RURY
WP CODE	NIPPLE	NIPPLE	LENGHT IN MM	DIAMETER
КОД WP	НАКОНЕЧНИК	НАКОНЕЧНИК	ДЛИНА В ММ	ДИАМЕТР
				
WP- 1664	112	112	380	4,75
WP- 1665	112	112	2200	4,75
WP- 1666	112	112	1350	4,75
WP- 1667	104	105	2150	4,75
WP- 1668	104	105	3400	4,75
WP- 1669	104	108	3200	4,75
WP- 1670	104	110X	600	4,75
WP- 1671	105	106	1650	4,75
WP- 1672	105	106	2450	4,75
WP- 1673	105	106	2700	4,75
WP- 1675	105	108	3500	4,75
WP- 1676	105	116	2250	4,75
WP- 1677	105	116	2800	4,75
WP- 1678	105	110X	850	4,75
WP- 1679	105	110X	1000	4,75
WP- 1680	105	110X	1050	4,75
WP- 1681	105	110X	1150	4,75
WP- 1682	105	110X	1650	4,75
WP- 1683	105	110X	1750	4,75
WP- 1684	105	110X	2150	4,75
WP- 1685	105	110X	2750	4,75
WP- 1686	105	110X	2800	4,75
WP- 1687	105	110X	3250	4,75
WP- 1688	105	116X	3300	4,75
WP- 1689	105	116X	4500	4,75
WP- 1690	106	106	700	4,75
WP- 1691	106	106	900	4,75
WP- 1692	108	108	2150	4,75
WP- 1693	108	116	2050	4,75
WP- 1694	108	116	2850	4,75
WP- 1695	108	116	3250	4,75
WP- 1696	105	104X	300	4,75
WP- 1697	105	104X	1050	4,75
WP- 1698	105	104X	1750	4,75
WP- 1699	105	104X	3400	4,75
WP- 1700	104X	110X	1150	4,75
WP- 1701	104X	110X	1200	4,75
WP- 1702	110X	110X	2150	4,75
WP- 1703	110X	110X	2250	4,75
WP- 1704	105	110X	1350	4,75
WP- 1708	104	105	2400	4,75
WP- 1709	106	106	2950	4,75
WP- 1710	116	116	4600	4,75
WP- 1721	112	112	170	4,75
WP- 1722	112	112	820	4,75
WP- 1723	104	104	2650	4,75
WP- 1724	104	104	3600	4,75
WP- 1725	104	105	2550	4,75
WP- 1726	104	105	3800	4,75
WP- 1727	104	106	650	4,75
WP- 1728	105	107	2950	4,75
WP- 1729	105	108	2500	4,75
WP- 1730	105	108	2950	4,75
WP- 1731	105	116	1600	4,75
WP- 1732	105	116	2500	4,75
WP- 1733	105	116	3350	4,75
WP- 1734	106	106	1900	4,75
WP- 1735	106	106	2700	4,75
WP- 1736	116	116	3150	4,75
WP- 1737	116	116	4350	4,75
WP- 1738	104	105X	600	4,75
WP- 1739	105	104X	1200	4,75
WP- 1740	105	104X	1950	4,75
WP- 1741	104X	110X	300	4,75
WP- 1742	104X	110X	3250	4,75
WP- 1743	105	105S	650	4,75
WP- 1744	105	105S	1300	4,75
WP- 1745	105	105X	550	4,75
WP- 1746	105	105X	950	4,75
WP- 1747	105	105X	1650	4,75
WP- 1748	105	105X	1800	4,75
WP- 1749	105	105X	1900	4,75
WP- 1750	102	102	150	6,00
WP- 1751	102	102	200	6,00
WP- 1752	102	102	250	6,00
WP- 1753	102	102	300	6,00
WP- 1754	102	102	350	6,00
WP- 1755	102	102	400	6,00
WP- 1756	102	102	450	6,00
WP- 1757	102	102	500	6,00
WP- 1758	102	102	550	6,00






KOD WP	ZŁĄCZKA	ZŁĄCZKA	DŁUGOŚĆ W MM	SREDNICA RURY
WP CODE	NIPPLE	NIPPLE	LENGHT IN MM	DIAMETER
КОД WP	НАКОНЕЧНИК	НАКОНЕЧНИК	ДЛИНА В ММ	ДИАМЕТР
				
WP- 1759	102	102	600	6,00
WP- 1760	102	102	650	6,00
WP- 1761	102	102	700	6,00
WP- 1762	102	102	750	6,00
WP- 1763	102	102	800	6,00
WP- 1764	102	102	850	6,00
WP- 1765	102	102	900	6,00
WP- 1766	102	102	950	6,00
WP- 1767	102	102	1000	6,00
WP- 1768	102	102	1100	6,00
WP- 1769	102	102	1200	6,00
WP- 1770	102	102	1300	6,00
WP- 1771	102	102	1400	6,00
WP- 1772	102	102	1500	6,00
WP- 1773	102	102	1600	6,00
WP- 1774	102	102	1700	6,00
WP- 1775	102	102	1800	6,00
WP- 1776	102	102	1900	6,00
WP- 1777	102	102	2000	6,00
WP- 1778	102	102	2100	6,00
WP- 1779	102	102	2200	6,00
WP- 1780	102	102	2300	6,00
WP- 1781	102	102	2400	6,00
WP- 1782	102	102	2500	6,00
WP- 1783	102	102	2600	6,00
WP- 1784	102	102	2700	6,00
WP- 1785	102	102	2800	6,00
WP- 1786	102	102	2900	6,00
WP- 1787	102	102	3000	6,00
WP- 1788	102	102	3100	6,00
WP- 1789	102	102	3200	6,00
WP- 1790	102	102	3300	6,00
WP- 1791	102	102	3400	6,00
WP- 1792	102	102	3500	6,00
WP- 1818	120	120	1200	3,50
WP- 1819	120	120	1250	3,50
WP- 1820	120	120	1300	3,50
WP- 1820	120	120	1350	3,50
WP- 1822	120	120	1400	3,50
WP- 1823	120	120	1650	3,50
WP- 1824	120	120	250	3,50
WP- 1825	M9	M9	350	4,50
WP- 1826	M9	M9	250	4,50
WP- 1827	M9	M9	2500	4,50
WP- 1828	M9	M9	930	4,50
WP- 1829	M9	M9	630	4,50
WP- 1830	M9	M9	1045	4,50
WP- 1831	120	120	955	3,50
WP- 1832	120	120	2635	3,50
WP- 1833	120	120	510	3,50
WP- 1834C	120	120	1100	3,50
WP- 1835Y	120	120	1960	3,50
WP- 1836	120	120	1085	3,50
WP- 1836Y	120	120	1980	3,50
WP- 1837	M9	M9	1240	4,50
WP- 1838	120	120	465	3,50
WP- 1839	120	120	3185	3,50
WP- 1839a	120	120	3450	3,50
WP- 1840	M9	M9	1250	4,50
WP- 1841	M9	M9	1305	4,50
WP- 1842	120	120	2970	3,50
WP- 1842a	120	120	3300	3,50
WP- 1843	M9	M9	1370	4,50
WP- 1844	M9	M9	1410	4,50
WP- 1845	120	120	940	3,50
WP- 1846	120	120	595	3,50
WP- 1847	120	120	310	3,50
WP- 1848	M9	M9	1470	4,50
WP- 1849	120	120	2820	3,50
WP- 1850	M9	M9	1480	4,50
WP- 1851	M9	M9	1510	4,50
WP- 1852	M9	M9	500	4,50
WP- 1853	M9	M9	230	4,50
WP- 1854	M9	M9	360	4,50
WP- 1855	M9	M9	660	4,50
WP- 1856	120	120	2900	3,50
WP- 1857	120	120	340	3,50
WP- 1860	105	105X	1950	4,75
WP- 1861	105	105X	2700	4,75
WP- 1862	105	110X	800	4,75
WP- 1863	105	110X	1450	4,75






KOD WP	ZŁĄCZKA	ZŁĄCZKA	DŁUGOŚĆ W MM	SREDNICA RURY
WP CODE	NIPPLE	NIPPLE	LENGHT IN MM	DIAMETER
КОД WP	НАКОНЕЧНИК	НАКОНЕЧНИК	ДЛИНА В ММ	ДИАМЕТР
 WP- 001				
WP- 1864	105	110X	1500	4,75
WP- 1866	105	110X	1850	4,75
WP- 1867	105	110X	2200	4,75
WP- 1868	105	110X	2350	4,75
WP- 1869	105	110X	2650	4,75
WP- 1870	105	110X	3100	4,75
WP- 1871	105	110X	3350	4,75
WP- 1872	105	110X	3600	4,75
WP- 1873	105	110X	3650	4,75
WP- 1874	105	116X	600	4,75
WP- 1875	105X	106	2400	4,75
WP- 1876	105x	116	1200	4,75
WP- 1877	116	105X	1250	4,75
WP- 1878	116	116X	1200	4,75
WP- 1879	116	116X	2650	4,75
WP- 1880	116	116X	3250	4,75
WP- 1881	105	110x	3550	4,75
WP- 1882	104	105X	750	4,75
WP- 1889	106	106	1000	4,75
WP- 1890	104	106	850	4,75
WP- 1891	105	107	2500	4,75
WP- 1892	105x	116x	1250	4,75
WP- 1898	104	108s	800	4,75
WP- 1899	105	108s	1200	4,75
WP- 1900	106	106	1250	4,75
WP- 1901	120	120	1500	3,50
WP- 1902	120	120	2450	3,50
WP- 1903	120	120	240	3,50
WP- 1904	120	120	230	3,50
WP- 1905	120	120	2570	3,50
WP- 1906	120	120	2530	3,50
WP- 1907	120	120	440	3,50
WP- 1911	120	120	1600	3,50
WP- 1913	120	120	345	3,50
WP- 1970	120	120	425	3,50
WP- 1971	120	120	630	3,50
WP- 1972	120	120	3050	3,50
WP- 1973	120	120	505	3,50
WP- 1974	120	120	1110	3,50
WP- 1975	120	120	1800	3,50
WP- 1976	120	120	2200	3,50
WP- 1979	120	120	3420	3,50
WP- 1979C	120	120	3100	3,50
WP- 1980	120	120	945	3,50
WP- 1981	120	120	460	3,50
WP- 1982	120	120	3205	3,50
WP- 1983	120	120	1955	3,50
WP- 1984	120	120	1385	3,50
WP- 1985	120	120	750	3,50
WP- 1986	120	120	865	3,50
WP- 1987	120	120	330	3,50
WP- 1989	120	120	3785	3,50
WP- 1990	120	120	425	3,50
WP- 1991	120	120	360	3,50
WP- 1992	M9	M9	3320	4,50
WP- 1993	M9	M9	820	4,50
WP- 1994	M9	M9	1665	4,50
WP- 1998	120	120	830	3,50
WP- 1998C	120	120	830	3,50
WP- 1998D	M9	M9	775	4,50
WP- 1998E	M9	M9	750	4,50
WP- 1998F	M9	M9	750	4,50
WP- 2950	105	106	2950	4,75
WP- 2970	120	120	335	3,50
WP- 2971	120	120	792	3,50
WP- 2971A	120	120	391	3,50
WP- 2973	105	105	786	4,75
WP- 2974	105	105	1578	4,75
WP- 2975	120	120	1938	3,50
WP- 2976	120	120	2462	3,50
WP- 2977	120	120	586	3,50
WP- 2979	120	120	3985	3,50
WP- 2980	120	120	568	3,50
WP- 2981	120	120	925	3,50
WP- 2981A	120	120	1147	3,50
WP- 2981B	120	120	1006	3,50
WP- 2982	120	120	3690	3,50
WP- 2983	120	120	1020	3,50
WP- 2984	120	120	2201	3,50
WP- 2985	120	120	951	3,50
WP- 2986	120	120	1085	3,50






KOD WP	ZŁĄCZKA	ZŁĄCZKA	DŁUGOŚĆ W MM	SREDNICA RURY
WP CODE	NIPPLE	NIPPLE	LENGHT IN MM	DIAMETER
КОД WP	НАКОНЕЧНИК	НАКОНЕЧНИК	ДЛИНА В ММ	ДИАМЕТР
 WP- 001				
WP- 2987	120	120	399	3,50
WP- 2988	120	120	440	3,50
WP- 2988A	120	120	271	3,50
WP- 2988B	120	120	201	3,50
WP- 2989	120	120	3763	3,50
WP- 2990	120	120	541	3,50
WP- 2992	M9	M9	3307	4,50






ZŁĄCZKA	ZŁĄCZKA	DŁUGOŚĆ W MM	KOD WP	SREDNICA RURY
NIPPLE	NIPPLE	LENGHT IN MM	WP CODE	DIAMETER
НАКОНЕЧНИК	НАКОНЕЧНИК	ДЛИНА В ММ	КОД WP	ДИАМЕТР ТРУБЫ
				
			WP- 001	4,75
102	102	150	WP- 1750	6,00
102	102	200	WP- 1751	6,00
102	102	250	WP- 1752	6,00
102	102	300	WP- 1753	6,00
102	102	350	WP- 1754	6,00
102	102	400	WP- 1755	6,00
102	102	450	WP- 1756	6,00
102	102	500	WP- 1757	6,00
102	102	550	WP- 1758	6,00
102	102	600	WP- 1759	6,00
102	102	650	WP- 1760	6,00
102	102	700	WP- 1761	6,00
102	102	750	WP- 1762	6,00
102	102	800	WP- 1763	6,00
102	102	850	WP- 1764	6,00
102	102	900	WP- 1765	6,00
102	102	950	WP- 1766	6,00
102	102	1000	WP- 1767	6,00
102	102	1100	WP- 1768	6,00
102	102	1200	WP- 1769	6,00
102	102	1300	WP- 1770	6,00
102	102	1400	WP- 1771	6,00
102	102	1500	WP- 1772	6,00
102	102	1600	WP- 1773	6,00
102	102	1700	WP- 1774	6,00
102	102	1800	WP- 1775	6,00
102	102	1900	WP- 1776	6,00
102	102	2000	WP- 1777	6,00
102	102	2100	WP- 1778	6,00
102	102	2200	WP- 1779	6,00
102	102	2300	WP- 1780	6,00
102	102	2400	WP- 1781	6,00
102	102	2500	WP- 1782	6,00
102	102	2600	WP- 1783	6,00
102	102	2700	WP- 1784	6,00
102	102	2800	WP- 1785	6,00
102	102	2900	WP- 1786	6,00
102	102	3000	WP- 1787	6,00
102	102	3100	WP- 1788	6,00
102	102	3200	WP- 1789	6,00
102	102	3300	WP- 1790	6,00
102	102	3400	WP- 1791	6,00
102	102	3500	WP- 1792	6,00
103	103	180	WP- 622	6,35
103	103	250	WP- 643	6,35
103	103	300	WP- 634	6,35
103	103	400	WP- 639	6,35
103	103	430	WP- 644	6,35
103	103	450	WP- 631	6,35
103	103	500	WP- 612	6,35
103	103	550	WP- 615	6,35
103	103	590	WP- 624	6,35
103	103	600	WP- 605	6,35
103	103	700	WP- 613	6,35
103	103	720	WP- 625	6,35
103	103	750	WP- 611	6,35
103	103	800	WP- 610	6,35
103	103	850	WP- 606	6,35
103	103	900	WP- 607	6,35
103	103	950	WP- 633	6,35
103	103	1000	WP- 601	6,35
103	103	1100	WP- 616	6,35
103	103	1200	WP- 617	6,35
103	103	1220	WP- 623	6,35
103	103	1300	WP- 602	6,35
103	103	1400	WP- 621	6,35
103	103	1450	WP- 645	6,35
103	103	1500	WP- 603	6,35
103	103	1600	WP- 629	6,35
103	103	1700	WP- 600	6,35
103	103	1800	WP- 641	6,35
103	103	1900	WP- 609	6,35
103	103	2000	WP- 604	6,35
103	103	2050	WP- 646	6,35
103	103	2200	WP- 619	6,35
103	103	2500	WP- 620	6,35
103	103	2600	WP- 618	6,35
103	103	2700	WP- 640	6,35
103	103	3000	WP- 608	6,35
103	103	3100	WP- 626	6,35
103	103	3200	WP- 614	6,35






ZŁĄCZKA	ZŁĄCZKA	DŁUGOŚĆ W MM	KOD WP	SREDNICA RURY
NIPPLE	NIPPLE	LENGHT IN MM	WP CODE	DIAMETER
НАКОНЕЧНИК	НАКОНЕЧНИК	ДЛИНА В ММ	КОД WP	ДИАМЕТР ТРУБЫ
				
			WP- 001	4,75
103	103	3400	WP- 627	6,35
103	103	3500	WP- 632	6,35
103	103	3600	WP- 628	6,35
103	103	3700	WP- 642	6,35
103	103	4000	WP- 630	6,35
104	104	150	WP- 979	4,75
104	104	200	WP- 540	4,75
104	104	250	WP- 576	4,75
104	104	300	WP- 723	4,75
104	104	350	WP- 871	4,75
104	104	370	WP- 1630	4,75
104	104	400	WP- 1653	4,75
104	104	450	WP- 577	4,75
104	104	500	WP- 548	4,75
104	104	540	WP- 1128	4,75
104	104	550	WP- 582	4,75
104	104	580	WP- 1143	4,75
104	104	600	WP- 502	4,75
104	104	650	WP- 1638	4,75
104	104	700	WP- 408	4,75
104	104	750	WP- 546	4,75
104	104	800	WP- 1660	4,75
104	104	900	WP- 541	4,75
104	104	1000	WP- 549	4,75
104	104	1100	WP- 872	4,75
104	104	1150	WP- 873	4,75
104	104	1250	WP- 543	4,75
104	104	1500	WP- 550	4,75
104	104	1900	WP- 583	4,75
104	104	2000	WP- 552	4,75
104	104	2170	WP- 1446	4,75
104	104	2200	WP- 542	4,75
104	104	2500	WP- 554	4,75
104	104	2600	WP- 786	4,75
104	104	2650	WP- 1723	4,75
104	104	3000	WP- 532	4,75
104	104	3400	WP- 545	4,75
104	104	3500	WP- 869	4,75
104	104	3600	WP- 1724	4,75
104	104	4300	WP- 510	4,75
104	104	4550	WP- 874	4,75
104	104	4700	WP- 980	4,75
104	104	4800	WP- 263	4,75
104	104	5000	WP- 1661	4,75
104	104x	1250	WP- 1319	4,75
104	105	90	WP- 1655	4,75
104	105	100	WP- 206	4,75
104	105	150	WP- 811	4,75
104	105	200	WP- 487	4,75
104	105	250	WP- 453	4,75
104	105	300	WP- 284	4,75
104	105	350	WP- 490	4,75
104	105	400	WP- 457	4,75
104	105	420	WP- 981	4,75
104	105	450	WP- 258	4,75
104	105	500	WP- 441	4,75
104	105	550	WP- 283	4,75
104	105	560	WP- 982	4,75
104	105	570	WP- 976	4,75
104	105	600	WP- 261	4,75
104	105	650	WP- 499	4,75
104	105	700	WP- 309	4,75
104	105	750	WP- 264	4,75
104	105	800	WP- 481	4,75
104	105	850	WP- 260	4,75
104	105	900	WP- 501	4,75
104	105	920	WP- 983	4,75
104	105	950	WP- 544	4,75
104	105	1000	WP- 314	4,75
104	105	1050	WP- 496	4,75
104	105	1100	WP- 489	4,75
104	105	1150	WP- 254	4,75
104	105	1200	WP- 479	4,75
104	105	1250	WP- 492	4,75
104	105	1300	WP- 495	4,75
104	105	1350	WP- 485	4,75
104	105	1400	WP- 500	4,75
104	105	1450	WP- 497	4,75
104	105	1500	WP- 480	4,75
104	105	1550	WP- 210	4,75
104	105	1600	WP- 494	4,75






ZŁĄCZKA	ZŁĄCZKA	DŁUGOŚĆ W MM	KOD WP	SREDNICA RURY
NIPPLE	NIPPLE	LENGHT IN MM	WP CODE	DIAMETER
НАКОНЕЧНИК	НАКОНЕЧНИК	ДЛИНА В ММ	КОД WP	ДИАМЕТР ТРУБЫ
				
			WP- 001	4,75
104	105	1650	WP- 498	4,75
104	105	1700	WP- 488	4,75
104	105	1750	WP- 483	4,75
104	105	1800	WP- 491	4,75
104	105	1850	WP- 486	4,75
104	105	1900	WP- 266	4,75
104	105	1950	WP- 315	4,75
104	105	2000	WP- 484	4,75
104	105	2100	WP- 398	4,75
104	105	2150	WP- 1667	4,75
104	105	2200	WP- 584	4,75
104	105	2250	WP- 513	4,75
104	105	2300	WP- 399	4,75
104	105	2400	WP- 1708	4,75
104	105	2500	WP- 400	4,75
104	105	2550	WP- 1725	4,75
104	105	2600	WP- 1624	4,75
104	105	2650	WP- 585	4,75
104	105	2700	WP- 401	4,75
104	105	2750	WP- 586	4,75
104	105	2800	WP- 310	4,75
104	105	2900	WP- 439	4,75
104	105	2950	WP- 587	4,75
104	105	3000	WP- 209	4,75
104	105	3050	WP- 588	4,75
104	105	3100	WP- 208	4,75
104	105	3150	WP- 589	4,75
104	105	3200	WP- 215	4,75
104	105	3300	WP- 590	4,75
104	105	3400	WP- 1668	4,75
104	105	3450	WP- 591	4,75
104	105	3500	WP- 547	4,75
104	105	3600	WP- 255	4,75
104	105	3650	WP- 875	4,75
104	105	3700	WP- 308	4,75
104	105	3750	WP- 876	4,75
104	105	3800	WP- 1726	4,75
104	105	3850	WP- 592	4,75
104	105	3950	WP- 877	4,75
104	105	4000	WP- 405	4,75
104	105	4100	WP- 437	4,75
104	105	4150	WP- 878	4,75
104	105	4250	WP- 593	4,75
104	105	4300	WP- 452	4,75
104	105	4400	WP- 1625	4,75
104	105	4450	WP- 594	4,75
104	105	4500	WP- 262	4,75
104	105	4700	WP- 451	4,75
104	105	4750	WP- 595	4,75
104	105	4800	WP- 259	4,75
104	105	4900	WP- 313	4,75
104	105	5000	WP- 312	4,75
104	105	5350	WP- 596	4,75
104	105	5400	WP- 316	4,75
104	105a	225	WP- 1016	4,75
104	105a	295	WP- 1039	4,75
104	105a	350	WP- 1062	4,75
104	105a	400	WP- 1079	4,75
104	105a	485	WP- 1108	4,75
104	105a	500	WP- 1113	4,75
104	105a	550	WP- 1133	4,75
104	105a	570	WP- 1139	4,75
104	105a	580	WP- 1142	4,75
104	105a	630	WP- 1155	4,75
104	105a	670	WP- 1168	4,75
104	105a	700	WP- 1179	4,75
104	105a	750	WP- 1191	4,75
104	105a	830	WP- 1214	4,75
104	105a	900	WP- 1234	4,75
104	105a	960	WP- 1249	4,75
104	105a	980	WP- 1255	4,75
104	105a	1000	WP- 1260	4,75
104	105a	1100	WP- 1288	4,75
104	105a	1120	WP- 1293	4,75
104	105a	1190	WP- 1306	4,75
104	105a	1340	WP- 1332	4,75
104	105a	1420	WP- 1345	4,75
104	105a	1530	WP- 1363	4,75
104	105a	1600	WP- 1377	4,75
104	105a	1660	WP- 1383	4,75
104	105a	1780	WP- 1398	4,75






ZŁĄCZKA	ZŁĄCZKA	DŁUGOŚĆ W MM	KOD WP	SREDNICA RURY
NIPPLE	NIPPLE	LENGHT IN MM	WP CODE	DIAMETER
НАКОНЕЧНИК	НАКОНЕЧНИК	ДЛИНА В ММ	КОД WP	ДИАМЕТР ТРУБЫ
				
			WP- 001	4,75
104	105a	1830	WP- 1403	4,75
104	105a	1940	WP- 1417	4,75
104	105a	1970	WP- 1422	4,75
104	105a	2080	WP- 1436	4,75
104	105a	2160	WP- 1445	4,75
104	105a	2240	WP- 1453	4,75
104	105a	2640	WP- 1479	4,75
104	105a	2710	WP- 1486	4,75
104	105a	2760	WP- 1489	4,75
104	105a	2900	WP- 1499	4,75
104	105a	3000	WP- 1513	4,75
104	105a	3040	WP- 1517	4,75
104	105a	3140	WP- 1525	4,75
104	105a	3280	WP- 1541	4,75
104	105a	3430	WP- 1551	4,75
104	105a	4000	WP- 1586	4,75
104	105a	4250	WP- 1594	4,75
104	105a	4400	WP- 1601	4,75
104	105a	4700	WP- 1609	4,75
104	105a	4900	WP- 1615	4,75
104	105a	4970	WP- 1616	4,75
104	105a	5340	WP- 1618	4,75
104	105d	430	WP- 1087	4,75
104	105d	485	WP- 1109	4,75
104	105d	530	WP- 1124	4,75
104	105d	630	WP- 1156	4,75
104	105d	700	WP- 1180	4,75
104	105d	750	WP- 1192	4,75
104	105d	810	WP- 1207	4,75
104	105d	850	WP- 1220	4,75
104	105d	1040	WP- 1274	4,75
104	105d	1150	WP- 1300	4,75
104	105d	1890	WP- 1409	4,75
104	105d	2950	WP- 1505	4,75
104	105d	3600	WP- 1563	4,75
104	105d	3690	WP- 1570	4,75
104	105d	3820	WP- 1578	4,75
104	105d	4300	WP- 1597	4,75
104	105d	4420	WP- 1604	4,75
104	105d	4750	WP- 1610	4,75
104	105X	600	WP- 1738	4,75
104	105X	750	WP- 1882	4,75
104	106	200	WP- 477	4,75
104	106	300	WP- 217	4,75
104	106	500	WP- 879	4,75
104	106	550	WP- 880	4,75
104	106	580	WP- 1144	4,75
104	106	600	WP- 565	4,75
104	106	650	WP- 1727	4,75
104	106	740	WP- 1186	4,75
104	106	750	WP- 105	4,75
104	106	850	WP- 1890	4,75
104	106	860	WP- 1224	4,75
104	106	900	WP- 512	4,75
104	106	940	WP- 1241	4,75
104	106	950	WP- 089	4,75
104	106	1000	WP- 561	4,75
104	106	1050	WP- 881	4,75
104	106	1200	WP- 521	4,75
104	106	1280	WP- 1325	4,75
104	106	1300	WP- 524	4,75
104	106	1375	WP- 1339	4,75
104	106	1400	WP- 103	4,75
104	106	1420	WP- 1346	4,75
104	106	1450	WP- 597	4,75
104	106	1530	WP- 1364	4,75
104	106	1550	WP- 598	4,75
104	106	1600	WP- 562	4,75
104	106	2070	WP- 1434	4,75
104	106	2100	WP- 599	4,75
104	106	2300	WP- 1639	4,75
104	106	2400	WP- 458	4,75
104	106	2400	WP- 700	4,75
104	106	2450	WP- 882	4,75
104	106	2500	WP- 460	4,75
104	106	2690	WP- 1482	4,75
104	106	2700	WP- 092	4,75
104	106	3150	WP- 701	4,75
104	106	3300	WP- 503	4,75
104	106	3500	WP- 202	4,75
104	106	3750	WP- 883	4,75






ZŁĄCZKA	ZŁĄCZKA	DŁUGOŚĆ W MM	KOD WP	SREDNICA RURY
NIPPLE	NIPPLE	LENGHT IN MM	WP CODE	DIAMETER
НАКОНЕЧНИК	НАКОНЕЧНИК	ДЛИНА В ММ	КОД WP	ДИАМЕТР ТРУБЫ
				
104	106	3950	WP- 702	4,75
104	106	4000	WP- 201	4,75
104	106	4250	WP- 884	4,75
104	107	450	WP- 885	4,75
104	107	500	WP- 886	4,75
104	107	950	WP- 887	4,75
104	108	1350	WP- 888	4,75
104	108	3200	WP- 1669	4,75
104	108	3550	WP- 889	4,75
104	108s	800	WP- 1898	4,75
104	109	3100	WP- 303	4,75
104	109	3200	WP- 307	4,75
104	110X	600	WP- 1670	4,75
104	110x	3300	WP- 921	4,75
104	110x	3510	WP- 1557	4,75
104	110x	3550	WP- 829	4,75
104	110x	4000	WP- 830	4,75
104	110x	4020	WP- 1634	4,75
104	116	410	WP- 1082	4,75
104	116	450	WP- 703	4,75
104	116	700	WP- 504	4,75
104	116	1400	WP- 1650	4,75
104	116	1480	WP- 1358	4,75
104	116	1500	WP- 704	4,75
104	116	1800	WP- 518	4,75
104	116	4050	WP- 1651	4,75
104"A"	105	900	WP- 1662	4,75
104"A"	105	1200	WP- 1645	4,75
104"A"	105	1450	WP- 1646	4,75
104"A"	104"A"	630	WP- 1647	4,75
104"A"	104"A"	1250	WP- 1648	4,75
104x	104x	550	WP- 831	4,75
104x	104x	570	WP- 1140	4,75
104x	104x	600	WP- 507	4,75
104x	104x	650	WP- 522	4,75
104x	104x	800	WP- 1206	4,75
104x	104x	820	WP- 1210	4,75
104X	110X	300	WP- 1741	4,75
104x	110x	600	WP- 511	4,75
104X	110X	1150	WP- 1700	4,75
104X	110X	1200	WP- 1701	4,75
104X	110X	3250	WP- 1742	4,75
105	104X	300	WP- 1696	4,75
105	104x	600	WP- 505	4,75
105	104x	850	WP- 832	4,75
105	104x	950	WP- 833	4,75
105	104x	1000	WP- 523	4,75
105	104X	1050	WP- 1697	4,75
105	104X	1200	WP- 1739	4,75
105	104x	1250	WP- 506	4,75
105	104x	1350	WP- 528	4,75
105	104X	1750	WP- 1698	4,75
105	104X	1950	WP- 1740	4,75
105	104x	2500	WP- 834	4,75
105	104x	2950	WP- 514	4,75
105	104x	3000	WP- 531	4,75
105	104X	3400	WP- 1699	4,75
105	105	90	WP- 984	4,75
105	105	100	WP- 705	4,75
105	105	130	WP- 478	4,75
105	105	150	WP- 205	4,75
105	105	160	WP- 1644	4,75
105	105	180	WP- 555	4,75
105	105	190	WP- 1656	4,75
105	105	200	WP- 043	4,75
105	105	250	WP- 006	4,75
105	105	260	WP- 724	4,75
105	105	280	WP- 939	4,75
105	105	290	WP- 725	4,75
105	105	300	WP- 001	4,75
105	105	320	WP- 806	4,75
105	105	350	WP- 041	4,75
105	105	360	WP- 807	4,75
105	105	370	WP- 940	4,75
105	105	400	WP- 045	4,75
105	105	410	WP- 941	4,75
105	105	430	WP- 942	4,75
105	105	440	WP- 808	4,75
105	105	450	WP- 005	4,75
105	105	460	WP- 927	4,75
105	105	490	WP- 943	4,75

ZŁĄCZKA	ZŁĄCZKA	DŁUGOŚĆ W MM	KOD WP	SREDNICA RURY
NIPPLE	NIPPLE	LENGHT IN MM	WP CODE	DIAMETER
НАКОНЕЧНИК	НАКОНЕЧНИК	ДЛИНА В ММ	КОД WP	ДИАМЕТР ТРУБЫ
				
105	105	500	WP- 017	4,75
105	105	510	WP- 928	4,75
105	105	520	WP- 990	4,75
105	105	550	WP- 028	4,75
105	105	560	WP- 929	4,75
105	105	560	WP- 944	4,75
105	105	600	WP- 009	4,75
105	105	620	WP- 930	4,75
105	105	640	WP- 945	4,75
105	105	650	WP- 018	4,75
105	105	700	WP- 033	4,75
105	105	720	WP- 932	4,75
105	105	750	WP- 117	4,75
105	105	760	WP- 931	4,75
105	105	786	WP- 2973	4,75
105	105	800	WP- 024	4,75
105	105	820	WP- 989	4,75
105	105	850	WP- 002	4,75
105	105	860	WP- 933	4,75
105	105	900	WP- 013	4,75
105	105	950	WP- 265	4,75
105	105	1000	WP- 019	4,75
105	105	1010	WP- 934	4,75
105	105	1050	WP- 252	4,75
105	105	1060	WP- 935	4,75
105	105	1100	WP- 035	4,75
105	105	1150	WP- 115	4,75
105	105	1190	WP- 936	4,75
105	105	1200	WP- 034	4,75
105	105	1250	WP- 027	4,75
105	105	1270	WP- 946	4,75
105	105	1300	WP- 196	4,75
105	105	1330	WP- 947	4,75
105	105	1340	WP- 937	4,75
105	105	1350	WP- 022	4,75
105	105	1390	WP- 948	4,75
105	105	1400	WP- 003	4,75
105	105	1450	WP- 356	4,75
105	105	1480	WP- 938	4,75
105	105	1490	WP- 949	4,75
105	105	1500	WP- 047	4,75
105	105	1550	WP- 039	4,75
105	105	1578	WP- 2974	4,75
105	105	1600	WP- 435	4,75
105	105	1650	WP- 012	4,75
105	105	1700	WP- 042	4,75
105	105	1750	WP- 256	4,75
105	105	1800	WP- 023	4,75
105	105	1820	WP- 1626	4,75
105	105	1850	WP- 010	4,75
105	105	1900	WP- 049	4,75
105	105	1950	WP- 482	4,75
105	105	2000	WP- 331	4,75
105	105	2050	WP- 428	4,75
105	105	2100	WP- 036	4,75
105	105	2150	WP- 440	4,75
105	105	2170	WP- 950	4,75
105	105	2200	WP- 031	4,75
105	105	2250	WP- 390	4,75
105	105	2300	WP- 011	4,75
105	105	2350	WP- 559	4,75
105	105	2400	WP- 014	4,75
105	105	2450	WP- 706	4,75
105	105	2500	WP- 048	4,75
105	105	2550	WP- 404	4,75
105	105	2600	WP- 167	4,75
105	105	2650	WP- 707	4,75
105	105	2700	WP- 015	4,75
105	105	2750	WP- 533	4,75
105	105	2800	WP- 032	4,75
105	105	2850	WP- 708	4,75
105	105	2900	WP- 016	4,75
105	105	2950	WP- 433	4,75
105	105	3000	WP- 008	4,75
105	105	3020	WP- 985	4,75
105	105	3050	WP- 475	4,75
105	105	3100	WP- 004	4,75
105	105	3150	WP- 709	4,75
105	105	3200	WP- 029	4,75
105	105	3250	WP- 432	4,75
105	105	3300	WP- 040	4,75

ZŁĄCZKA	ZŁĄCZKA	DŁUGOŚĆ W MM	KOD WP	SREDNICA RURY
NIPPLE	NIPPLE	LENGHT IN MM	WP CODE	DIAMETER
НАКОНЕЧНИК	НАКОНЕЧНИК	ДЛИНА В ММ	КОД WP	ДИАМЕТР ТРУБЫ
				
			WP- 001	4,75
105	105	3350	WP- 890	4,75
105	105	3400	WP- 020	4,75
105	105	3450	WP- 710	4,75
105	105	3500	WP- 046	4,75
105	105	3550	WP- 711	4,75
105	105	3600	WP- 021	4,75
105	105	3650	WP- 891	4,75
105	105	3700	WP- 030	4,75
105	105	3750	WP- 534	4,75
105	105	3800	WP- 038	4,75
105	105	3850	WP- 571	4,75
105	105	3900	WP- 007	4,75
105	105	3950	WP- 892	4,75
105	105	4000	WP- 358	4,75
105	105	4050	WP- 712	4,75
105	105	4100	WP- 050	4,75
105	105	4150	WP- 893	4,75
105	105	4200	WP- 253	4,75
105	105	4300	WP- 025	4,75
105	105	4400	WP- 026	4,75
105	105	4450	WP- 438	4,75
105	105	4500	WP- 257	4,75
105	105	4550	WP- 894	4,75
105	105	4600	WP- 713	4,75
105	105	4700	WP- 476	4,75
105	105	4800	WP- 44	4,75
105	105	4850	WP- 895	4,75
105	105	4900	WP- 436	4,75
105	105	5000	WP- 392	4,75
105	105	5100	WP- 714	4,75
105	105	5400	WP- 1631	4,75
105	105	5600	WP- 1632	4,75
105	105	5800	WP- 391	4,75
105	105	6000	WP- 1633	4,75
105	105s	650	WP- 1743	4,75
105	105s	1300	WP- 1744	4,75
105	105x	500	WP- 558	4,75
105	105x	550	WP- 1745	4,75
105	105x	600	WP- 922	4,75
105	105x	700	WP- 556	4,75
105	105x	800	WP- 835	4,75
105	105x	850	WP- 836	4,75
105	105x	950	WP- 1746	4,75
105	105x	1000	WP- 837	4,75
105	105x	1050	WP- 838	4,75
105	105x	1100	WP- 557	4,75
105	105x	1200	WP- 839	4,75
105	105x	1250	WP- 493	4,75
105	105x	1300	WP- 923	4,75
105	105x	1350	WP- 840	4,75
105	105x	1600	WP- 841	4,75
105	105x	1650	WP- 1747	4,75
105	105x	1800	WP- 1748	4,75
105	105x	1900	WP- 1749	4,75
105	105x	1950	WP- 1860	4,75
105	105x	2700	WP- 1861	4,75
105	106	140	WP- 966	4,75
105	106	150	WP- 088	4,75
105	106	180	WP- 967	4,75
105	106	200	WP- 101	4,75
105	106	240	WP- 968	4,75
105	106	250	WP- 091	4,75
105	106	290	WP- 969	4,75
105	106	300	WP- 111	4,75
105	106	350	WP- 114	4,75
105	106	380	WP- 970	4,75
105	106	400	WP- 108	4,75
105	106	420	WP- 1657	4,75
105	106	440	WP- 1658	4,75
105	106	450	WP- 385	4,75
105	106	500	WP- 384	4,75
105	106	510	WP- 971	4,75
105	106	550	WP- 110	4,75
105	106	600	WP- 396	4,75
105	106	650	WP- 090	4,75
105	106	660	WP- 972	4,75
105	106	700	WP- 195	4,75
105	106	750	WP- 174	4,75
105	106	800	WP- 102	4,75
105	106	850	WP- 448	4,75
105	106	900	WP- 199	4,75






ZŁĄCZKA	ZŁĄCZKA	DŁUGOŚĆ W MM	KOD WP	SREDNICA RURY
NIPPLE	NIPPLE	LENGHT IN MM	WP CODE	DIAMETER
НАКОНЕЧНИК	НАКОНЕЧНИК	ДЛИНА В ММ	КОД WP	ДИАМЕТР ТРУБЫ
				
			WP- 001	4,75
105	106	950	WP- 444	4,75
105	106	1000	WP- 104	4,75
105	106	1050	WP- 386	4,75
105	106	1100	WP- 109	4,75
105	106	1150	WP- 186	4,75
105	106	1200	WP- 387	4,75
105	106	1250	WP- 188	4,75
105	106	1300	WP- 107	4,75
105	106	1350	WP- 198	4,75
105	106	1400	WP- 194	4,75
105	106	1450	WP- 216	4,75
105	106	1500	WP- 459	4,75
105	106	1550	WP- 112	4,75
105	106	1600	WP- 207	4,75
105	106	1650	WP- 1671	4,75
105	106	1700	WP- 190	4,75
105	106	1750	WP- 197	4,75
105	106	1800	WP- 715	4,75
105	106	1850	WP- 113	4,75
105	106	1900	WP- 200	4,75
105	106	1950	WP- 520	4,75
105	106	2000	WP- 175	4,75
105	106	2050	WP- 560	4,75
105	106	2100	WP- 193	4,75
105	106	2150	WP- 716	4,75
105	106	2200	WP- 187	4,75
105	106	2300	WP- 445	4,75
105	106	2350	WP- 717	4,75
105	106	2400	WP- 455	4,75
105	106	2450	WP- 1672	4,75
105	106	2500	WP- 563	4,75
105	106	2600	WP- 456	4,75
105	106	2700	WP- 1673	4,75
105	106	2750	WP- 526	4,75
105	106	2800	WP- 529	4,75
105	106	2950	WP- 2950	4,75
105	106	3000	WP- 093	4,75
105	106	3100	WP- 191	4,75
105	106	3200	WP- 328	4,75
105	106	3200	WP- 517	4,75
105	106	3250	WP- 566	4,75
105	106	3300	WP- 446	4,75
105	106	3350	WP- 896	4,75
105	106	3400	WP- 192	4,75
105	106	3500	WP- 204	4,75
105	106	3550	WP- 718	4,75
105	106	3600	WP- 447	4,75
105	106	3650	WP- 719	4,75
105	106	3700	WP- 176	4,75
105	106	3950	WP- 572	4,75
105	106	4000	WP- 203	4,75
105	107	550	WP- 443	4,75
105	107	650	WP- 720	4,75
105	107	700	WP- 721	4,75
105	107	800	WP- 037	4,75
105	107	900	WP- 1619	4,75
105	107	1000	WP- 442	4,75
105	107	1100	WP- 1627	4,75
105	107	1200	WP- 1640	4,75
105	107	1450	WP- 1641	4,75
105	107	2500	WP- 1891	4,75
105	107	2950	WP- 1728	4,75
105	107	3200	WP- 722	4,75
105	107	3300	WP- 213	4,75
105	108	300	WP- 897	4,75
105	108	450	WP- 388	4,75
105	108	900	WP- 898	4,75
105	108	1050	WP- 389	4,75
105	108	1150	WP- 899	4,75
105	108	1300	WP- 900	4,75
105	108	1900	WP- 901	4,75
105	108	2500	WP- 1729	4,75
105	108	2900	WP- 902	4,75
105	108	2950	WP- 1730	4,75
105	108	3500	WP- 1675	4,75
105	108s	1200	WP- 1899	4,75
105	109	200	WP- 472	4,75
105	109	250	WP- 473	4,75
105	109	300	WP- 474	4,75
105	109	1900	WP- 471	4,75
105	110	150	WP- 726	4,75






ZŁĄCZKA	ZŁĄCZKA	DŁUGOŚĆ W MM	KOD WP	SREDNICA RURY
NIPPLE	NIPPLE	LENGHT IN MM	WP CODE	DIAMETER
НАКОНЕЧНИК	НАКОНЕЧНИК	ДЛИНА В ММ	КОД WP	ДИАМЕТР ТРУБЫ
			 WP- 001	
105	110	250	WP- 338	4,75
105	110	650	WP- 727	4,75
105	110	1500	WP- 728	4,75
105	110	1650	WP- 337	4,75
105	110	2500	WP- 339	4,75
105	110	3150	WP- 729	4,75
105	110X	800	WP- 1862	4,75
105	110X	850	WP- 1678	4,75
105	110X	1000	WP- 1679	4,75
105	110X	1050	WP- 1680	4,75
105	110X	1150	WP- 1681	4,75
105	110X	1350	WP- 1704	4,75
105	110x	1400	WP- 842	4,75
105	110X	1450	WP- 1863	4,75
105	110X	1500	WP- 1864	4,75
105	110X	1550	WP- 1550	4,75
105	110X	1650	WP- 1682	4,75
105	110X	1750	WP- 1683	4,75
105	110X	1850	WP- 1866	4,75
105	110X	2150	WP- 1684	4,75
105	110X	2200	WP- 1867	4,75
105	110x	2250	WP- 843	4,75
105	110X	2350	WP- 1868	4,75
105	110X	2650	WP- 1869	4,75
105	110X	2750	WP- 1685	4,75
105	110X	2800	WP- 1686	4,75
105	110x	2900	WP- 519	4,75
105	110x	3000	WP- 525	4,75
105	110X	3100	WP- 1870	4,75
105	110X	3250	WP- 1687	4,75
105	110x	3300	WP- 844	4,75
105	110X	3350	WP- 1871	4,75
105	110x	3550	WP- 1881	4,75
105	110X	3600	WP- 1872	4,75
105	110X	3650	WP- 1873	4,75
105	110x	3900	WP- 845	4,75
105	110x	3950	WP- 924	4,75
105	112	150	WP- 465	4,75
105	112	200	WP- 415	4,75
105	112	250	WP- 1654	4,75
105	112	550	WP- 394	4,75
105	112	600	WP- 730	4,75
105	112	650	WP- 539	4,75
105	112	700	WP- 731	4,75
105	112	750	WP- 536	4,75
105	112	900	WP- 403	4,75
105	112	1050	WP- 538	4,75
105	112	1100	WP- 395	4,75
105	112	1150	WP- 732	4,75
105	112	1300	WP- 535	4,75
105	112	1350	WP- 733	4,75
105	112	2000	WP- 420	4,75
105	112	2200	WP- 464	4,75
105	112	2250	WP- 734	4,75
105	112	3500	WP- 414	4,75
105	112	3800	WP- 537	4,75
105	112	4000	WP- 397	4,75
105	113	1100	WP- 903	4,75
105	116	150	WP- 357	4,75
105	116	200	WP- 904	4,75
105	116	250	WP- 735	4,75
105	116	300	WP- 578	4,75
105	116	350	WP- 354	4,75
105	116	400	WP- 579	4,75
105	116	450	WP- 905	4,75
105	116	500	WP- 736	4,75
105	116	550	WP- 737	4,75
105	116	600	WP- 906	4,75
105	116	700	WP- 738	4,75
105	116	750	WP- 515	4,75
105	116	850	WP- 739	4,75
105	116	900	WP- 346	4,75
105	116	950	WP- 353	4,75
105	116	1000	WP- 740	4,75
105	116	1050	WP- 741	4,75
105	116	1100	WP- 461	4,75
105	116	1150	WP- 355	4,75
105	116	1200	WP- 742	4,75
105	116	1250	WP- 743	4,75
105	116	1300	WP- 580	4,75
105	116	1350	WP- 463	4,75






ZŁĄCZKA	ZŁĄCZKA	DŁUGOŚĆ W MM	KOD WP	SREDNICA RURY
NIPPLE	NIPPLE	LENGHT IN MM	WP CODE	DIAMETER
НАКОНЕЧНИК	НАКОНЕЧНИК	ДЛИНА В ММ	КОД WP	ДИАМЕТР ТРУБЫ
			 WP- 001	
105	116	1400	WP- 907	4,75
105	116	1450	WP- 351	4,75
105	116	1500	WP- 908	4,75
105	116	1600	WP- 1731	4,75
105	116	1900	WP- 870	4,75
105	116	1950	WP- 744	4,75
105	116	2000	WP- 909	4,75
105	116	2050	WP- 745	4,75
105	116	2100	WP- 462	4,75
105	116	2150	WP- 527	4,75
105	116	2200	WP- 910	4,75
105	116	2250	WP- 1676	4,75
105	116	2400	WP- 911	4,75
105	116	2500	WP- 1732	4,75
105	116	2800	WP- 1677	4,75
105	116	2950	WP- 746	4,75
105	116	3000	WP- 747	4,75
105	116	3020	WP- 1636	4,75
105	116	3100	WP- 748	4,75
105	116	3250	WP- 530	4,75
105	116	3350	WP- 1733	4,75
105	116	3400	WP- 749	4,75
105	116	3450	WP- 750	4,75
105	116	3480	WP- 977	4,75
105	116	3500	WP- 347	4,75
105	116	3600	WP- 751	4,75
105	116	3650	WP- 752	4,75
105	116	3700	WP- 349	4,75
105	116	3800	WP- 352	4,75
105	116	3900	WP- 912	4,75
105	116	4250	WP- 753	4,75
105	116	4380	WP- 978	4,75
105	116	4400	WP- 754	4,75
105	116	4420	WP- 1635	4,75
105	116	4450	WP- 755	4,75
105	116	4500	WP- 348	4,75
105	116	4550	WP- 756	4,75
105	116	4600	WP- 350	4,75
105	116	4650	WP- 913	4,75
105	116	4750	WP- 757	4,75
105	116x	300	WP- 846	4,75
105	116x	550	WP- 847	4,75
105	116X	600	WP- 1874	4,75
105	116x	3200	WP- 848	4,75
105	116X	3300	WP- 1688	4,75
105	116X	4500	WP- 1689	4,75
105	118	900	WP- 416	4,75
105	118	1100	WP- 418	4,75
105	118	1600	WP- 419	4,75
105	118	2400	WP- 417	4,75
105a	104x	600	WP- 1147	4,75
105a	104x	1000	WP- 1261	4,75
105a	104x	1250	WP- 1320	4,75
105a	104x	1350	WP- 1335	4,75
105a	104x	1710	WP- 1391	4,75
105a	104x	2950	WP- 1506	4,75
105a	104x	3000	WP- 1514	4,75
105a	105a	100	WP- 995	4,75
105a	105a	115	WP- 996	4,75
105a	105a	140	WP- 997	4,75
105a	105a	150	WP- 1001	4,75
105a	105a	170	WP- 1006	4,75
105a	105a	180	WP- 1007	4,75
105a	105a	200	WP- 1013	4,75
105a	105a	210	WP- 1014	4,75
105a	105a	240	WP- 1019	4,75
105a	105a	260	WP- 1026	4,75
105a	105a	290	WP- 1035	4,75
105a	105a	300	WP- 1041	4,75
105a	105a	320	WP- 1048	4,75
105a	105a	330	WP- 1052	4,75
105a	105a	350	WP- 1060	4,75
105a	105a	360	WP- 1063	4,75
105a	105a	380	WP- 1071	4,75
105a	105a	390	WP- 1073	4,75
105a	105a	400	WP- 1077	4,75
105a	105a	410	WP- 1081	4,75
105a	105a	420	WP- 1085	4,75
105a	105a	440	WP- 1091	4,75
105a	105a	460	WP- 1096	4,75
105a	105a	480	WP- 1103	4,75






ZŁĄCZKA	ZŁĄCZKA	DŁUGOŚĆ W MM	KOD WP	SREDNICA RURY
NIPPLE	NIPPLE	LENGHT IN MM	WP CODE	DIAMETER
НАКОНЕЧНИК	НАКОНЕЧНИК	ДЛИНА В ММ	КОД WP	ДИАМЕТР ТРУБЫ
105a	105a	500	WP- 1112	4,75
105a	105a	510	WP- 1115	4,75
105a	105a	520	WP- 1119	4,75
105a	105a	540	WP- 1127	4,75
105a	105a	560	WP- 1135	4,75
105a	105a	570	WP- 1137	4,75
105a	105a	590	WP- 1146	4,75
105a	105a	610	WP- 1149	4,75
105a	105a	620	WP- 1151	4,75
105a	105a	650	WP- 1163	4,75
105a	105a	670	WP- 1167	4,75
105a	105a	700	WP- 1178	4,75
105a	105a	720	WP- 1183	4,75
105a	105a	760	WP- 1196	4,75
105a	105a	780	WP- 1200	4,75
105a	105a	800	WP- 1205	4,75
105a	105a	820	WP- 1209	4,75
105a	105a	860	WP- 1223	4,75
105a	105a	880	WP- 1228	4,75
105a	105a	900	WP- 1232	4,75
105a	105a	920	WP- 1236	4,75
105a	105a	960	WP- 1247	4,75
105a	105a	980	WP- 1254	4,75
105a	105a	1000	WP- 1259	4,75
105a	105a	1010	WP- 1264	4,75
105a	105a	1040	WP- 1273	4,75
105a	105a	1060	WP- 1278	4,75
105a	105a	1100	WP- 1286	4,75
105a	105a	1110	WP- 1291	4,75
105a	105a	1150	WP- 1298	4,75
105a	105a	1190	WP- 1305	4,75
105a	105a	1220	WP- 1310	4,75
105a	105a	1250	WP- 1318	4,75
105a	105a	1300	WP- 1327	4,75
105a	105a	1340	WP- 1331	4,75
105a	105a	1370	WP- 1337	4,75
105a	105a	1385	WP- 1341	4,75
105a	105a	1400	WP- 1344	4,75
105a	105a	1430	WP- 1348	4,75
105a	105a	1440	WP- 1351	4,75
105a	105a	1460	WP- 1356	4,75
105a	105a	1480	WP- 1357	4,75
105a	105a	1500	WP- 1360	4,75
105a	105a	1530	WP- 1362	4,75
105a	105a	1550	WP- 1368	4,75
105a	105a	1580	WP- 1373	4,75
105a	105a	1600	WP- 1376	4,75
105a	105a	1630	WP- 1379	4,75
105a	105a	1660	WP- 1382	4,75
105a	105a	1700	WP- 1390	4,75
105a	105a	1760	WP- 1397	4,75
105a	105a	1790	WP- 1399	4,75
105a	105a	1815	WP- 1401	4,75
105a	105a	1860	WP- 1406	4,75
105a	105a	1900	WP- 1412	4,75
105a	105a	1950	WP- 1421	4,75
105a	105a	2010	WP- 1425	4,75
105a	105a	2050	WP- 1430	4,75
105a	105a	2080	WP- 1435	4,75
105a	105a	2140	WP- 1443	4,75
105a	105a	2200	WP- 1448	4,75
105a	105a	2250	WP- 1454	4,75
105a	105a	2300	WP- 1457	4,75
105a	105a	2350	WP- 1460	4,75
105a	105a	2400	WP- 1463	4,75
105a	105a	2440	WP- 1465	4,75
105a	105a	2500	WP- 1468	4,75
105a	105a	2550	WP- 1472	4,75
105a	105a	2600	WP- 1476	4,75
105a	105a	2625	WP- 1478	4,75
105a	105a	2700	WP- 1484	4,75
105a	105a	2750	WP- 1488	4,75
105a	105a	2800	WP- 1491	4,75
105a	105a	2850	WP- 1495	4,75
105a	105a	2900	WP- 1498	4,75
105a	105a	3000	WP- 1510	4,75
105a	105a	3050	WP- 1518	4,75
105a	105a	3100	WP- 1521	4,75
105a	105a	3150	WP- 1526	4,75
105a	105a	3200	WP- 1529	4,75
105a	105a	3240	WP- 1537	4,75






ZŁĄCZKA	ZŁĄCZKA	DŁUGOŚĆ W MM	KOD WP	SREDNICA RURY
NIPPLE	NIPPLE	LENGHT IN MM	WP CODE	DIAMETER
НАКОНЕЧНИК	НАКОНЕЧНИК	ДЛИНА В ММ	КОД WP	ДИАМЕТР ТРУБЫ
105a	105a	3300	WP- 1543	4,75
105a	105a	3400	WP- 1548	4,75
105a	105a	3450	WP- 1552	4,75
105a	105a	3500	WP- 1555	4,75
105a	105a	3530	WP- 1559	4,75
105a	105a	3600	WP- 1562	4,75
105a	105a	3700	WP- 1571	4,75
105a	105a	3750	WP- 1573	4,75
105a	105a	3820	WP- 1577	4,75
105a	105a	3900	WP- 1580	4,75
105a	105a	3960	WP- 1583	4,75
105a	105a	4000	WP- 1585	4,75
105a	105a	4050	WP- 1588	4,75
105a	105a	4100	WP- 1591	4,75
105a	105a	4200	WP- 1592	4,75
105a	105a	4300	WP- 1596	4,75
105a	105a	4410	WP- 1602	4,75
105a	105a	4800	WP- 1612	4,75
105a	105a	4880	WP- 1614	4,75
105a	105a	5070	WP- 1617	4,75
105a	105x	840	WP- 1215	4,75
105a	110x	3000	WP- 1512	4,75
105d	105d	160	WP- 1003	4,75
105d	105d	180	WP- 1009	4,75
105d	105d	260	WP- 1028	4,75
105d	105d	270	WP- 1622	4,75
105d	105d	280	WP- 1032	4,75
105d	105d	290	WP- 1037	4,75
105d	105d	310	WP- 1045	4,75
105d	105d	315	WP- 1047	4,75
105d	105d	340	WP- 1057	4,75
105d	105d	370	WP- 1067	4,75
105d	105d	390	WP- 1074	4,75
105d	105d	410	WP- 1083	4,75
105d	105d	420	WP- 1086	4,75
105d	105d	430	WP- 1088	4,75
105d	105d	450	WP- 1095	4,75
105d	105d	460	WP- 1098	4,75
105d	105d	490	WP- 1110	4,75
105d	105d	520	WP- 1120	4,75
105d	105d	540	WP- 1129	4,75
105d	105d	550	WP- 1134	4,75
105d	105d	560	WP- 1136	4,75
105d	105d	575	WP- 1141	4,75
105d	105d	600	WP- 1148	4,75
105d	105d	610	WP- 1150	4,75
105d	105d	620	WP- 1154	4,75
105d	105d	640	WP- 1159	4,75
105d	105d	680	WP- 1171	4,75
105d	105d	710	WP- 1181	4,75
105d	105d	750	WP- 1193	4,75
105d	105d	780	WP- 1202	4,75
105d	105d	820	WP- 1211	4,75
105d	105d	850	WP- 1221	4,75
105d	105d	900	WP- 1235	4,75
105d	105d	920	WP- 1237	4,75
105d	105d	950	WP- 1245	4,75
105d	105d	980	WP- 1256	4,75
105d	105d	1000	WP- 1262	4,75
105d	105d	1040	WP- 1275	4,75
105d	105d	1100	WP- 1289	4,75
105d	105d	1140	WP- 1296	4,75
105d	105d	1180	WP- 1304	4,75
105d	105d	1210	WP- 1309	4,75
105d	105d	1240	WP- 1315	4,75
105d	105d	1270	WP- 1324	4,75
105d	105d	1330	WP- 1330	4,75
105d	105d	1390	WP- 1343	4,75
105d	105d	1430	WP- 1349	4,75
105d	105d	1450	WP- 1354	4,75
105d	105d	1490	WP- 1359	4,75
105d	105d	1550	WP- 1369	4,75
105d	105d	1630	WP- 1380	4,75
105d	105d	1660	WP- 1384	4,75
105d	105d	1720	WP- 1392	4,75
105d	105d	1800	WP- 1400	4,75
105d	105d	1820	WP- 1402	4,75
105d	105d	1890	WP- 1410	4,75
105d	105d	1900	WP- 1414	4,75
105d	105d	1940	WP- 1418	4,75
105d	105d	1980	WP- 1424	4,75






ZŁĄCZKA	ZŁĄCZKA	DŁUGOŚĆ W MM	KOD WP	SREDNICA RURY
NIPPLE	NIPPLE	LENGHT IN MM	WP CODE	DIAMETER
НАКОНЕЧНИК	НАКОНЕЧНИК	ДЛИНА В ММ	КОД WP	ДИАМЕТР ТРУБЫ
				
105d	105d	2020	WP- 1426	4,75
105d	105d	2060	WP- 1432	4,75
105d	105d	2100	WP- 1439	4,75
105d	105d	2150	WP- 1444	4,75
105d	105d	2170	WP- 1447	4,75
105d	105d	2250	WP- 1455	4,75
105d	105d	2350	WP- 1462	4,75
105d	105d	2400	WP- 1464	4,75
105d	105d	2450	WP- 1466	4,75
105d	105d	2500	WP- 1470	4,75
105d	105d	2600	WP- 1623	4,75
105d	105d	2650	WP- 1480	4,75
105d	105d	2700	WP- 1485	4,75
105d	105d	2800	WP- 1493	4,75
105d	105d	2850	WP- 1496	4,75
105d	105d	2900	WP- 1500	4,75
105d	105d	2950	WP- 1504	4,75
105d	105d	2950	WP- 1507	4,75
105d	105d	3000	WP- 1515	4,75
105d	105d	3060	WP- 1519	4,75
105d	105d	3130	WP- 1524	4,75
105d	105d	3200	WP- 1532	4,75
105d	105d	3300	WP- 1545	4,75
105d	105d	3500	WP- 1556	4,75
105d	105d	3600	WP- 1564	4,75
105d	105d	3700	WP- 1572	4,75
105d	105d	4050	WP- 1589	4,75
105d	105d	4200	WP- 1593	4,75
105d	105d	4300	WP- 1598	4,75
105d	105d	4500	WP- 1606	4,75
105d	105d	4800	WP- 1613	4,75
105d	105x	480	WP- 1104	4,75
105d	105x	500	WP- 1114	4,75
105d	105x	670	WP- 1169	4,75
105d	105x	690	WP- 1176	4,75
105d	105x	780	WP- 1203	4,75
105d	105x	850	WP- 1222	4,75
105d	105x	1000	WP- 1263	4,75
105d	105x	1020	WP- 1267	4,75
105d	105x	1060	WP- 1279	4,75
105d	105x	1200	WP- 1307	4,75
105d	105x	1240	WP- 1316	4,75
105d	105x	1340	WP- 1333	4,75
105d	105x	1560	WP- 1370	4,75
105d	110x	3270	WP- 1540	4,75
105d	110x	3900	WP- 1581	4,75
105d	116x	300	WP- 1043	4,75
105d	116x	530	WP- 1125	4,75
105d	116x	3200	WP- 1533	4,75
105X	106	2400	WP- 1875	4,75
105X	116x	1250	WP- 475	4,75
106	105a	140	WP- 998	4,75
106	105a	180	WP- 1008	4,75
106	105a	240	WP- 1020	4,75
106	105a	250	WP- 1022	4,75
106	105a	290	WP- 1036	4,75
106	105a	305	WP- 1044	4,75
106	105a	325	WP- 1051	4,75
106	105a	350	WP- 1061	4,75
106	105a	380	WP- 1072	4,75
106	105a	400	WP- 1078	4,75
106	105a	450	WP- 1094	4,75
106	105a	510	WP- 1116	4,75
106	105a	620	WP- 1152	4,75
106	105a	640	WP- 1158	4,75
106	105a	660	WP- 1164	4,75
106	105a	690	WP- 1174	4,75
106	105a	725	WP- 1184	4,75
106	105a	780	WP- 1201	4,75
106	105a	830	WP- 1213	4,75
106	105a	850	WP- 1219	4,75
106	105a	900	WP- 1233	4,75
106	105a	950	WP- 1244	4,75
106	105a	990	WP- 1258	4,75
106	105a	1050	WP- 1277	4,75
106	105a	1100	WP- 1287	4,75
106	105a	1150	WP- 1299	4,75
106	105a	1240	WP- 1314	4,75
106	105a	1290	WP- 1326	4,75
106	105a	1350	WP- 1334	4,75
106	105a	1390	WP- 1342	4,75



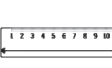


ZŁĄCZKA	ZŁĄCZKA	DŁUGOŚĆ W MM	KOD WP	SREDNICA RURY
NIPPLE	NIPPLE	LENGHT IN MM	WP CODE	DIAMETER
НАКОНЕЧНИК	НАКОНЕЧНИК	ДЛИНА В ММ	КОД WP	ДИАМЕТР ТРУБЫ
				
106	105a	1500	WP- 1361	4,75
106	105a	1540	WP- 1365	4,75
106	105a	1590	WP- 1375	4,75
106	105a	1690	WP- 1388	4,75
106	105a	1740	WP- 1394	4,75
106	105a	1850	WP- 1405	4,75
106	105a	1900	WP- 1413	4,75
106	105a	2040	WP- 1429	4,75
106	105a	2120	WP- 1441	4,75
106	105a	2200	WP- 1449	4,75
106	105a	2300	WP- 1458	4,75
106	105a	2350	WP- 1461	4,75
106	105a	2500	WP- 1469	4,75
106	105a	2600	WP- 1477	4,75
106	105a	2730	WP- 1487	4,75
106	105a	2800	WP- 1492	4,75
106	105a	3000	WP- 1511	4,75
106	105a	3100	WP- 1522	4,75
106	105a	3200	WP- 1530	4,75
106	105a	3250	WP- 1539	4,75
106	105a	3300	WP- 1544	4,75
106	105a	3400	WP- 1549	4,75
106	105a	3550	WP- 1560	4,75
106	105a	3630	WP- 1566	4,75
106	105a	3680	WP- 1569	4,75
106	105a	3950	WP- 1582	4,75
106	106	90	WP- 1628	4,75
106	106	150	WP- 393	4,75
106	106	200	WP- 573	4,75
106	106	390	WP- 1075	4,75
106	106	400	WP- 758	4,75
106	106	450	WP- 211	4,75
106	106	500	WP- 1659	4,75
106	106	550	WP- 759	4,75
106	106	600	WP- 214	4,75
106	106	700	WP- 1690	4,75
106	106	750	WP- 760	4,75
106	106	900	WP- 1691	4,75
106	106	1000	WP- 1889	4,75
106	106	1200	WP- 1900	4,75
106	106	1800	WP- 761	4,75
106	106	1850	WP- 212	4,75
106	106	1900	WP- 1734	4,75
106	106	2080	WP- 1437	4,75
106	106	2100	WP- 762	4,75
106	106	2235	WP- 1452	4,75
106	106	2250	WP- 763	4,75
106	106	2300	WP- 106	4,75
106	106	2400	WP- 116	4,75
106	106	2700	WP- 1735	4,75
106	106	2950	WP- 1709	4,75
106	106	3000	WP- 516	4,75
106	106	3100	WP- 564	4,75
106	106	3170	WP- 1528	4,75
106	106	3200	WP- 454	4,75
106	107	200	WP- 914	4,75
106	109	500	WP- 189	4,75
106	116	2800	WP- 915	4,75
107	105a	510	WP- 1117	4,75
107	105a	620	WP- 1153	4,75
107	105a	680	WP- 1170	4,75
107	105a	760	WP- 1197	4,75
107	105a	970	WP- 1252	4,75
107	105a	3200	WP- 1531	4,75
107	107	630	WP- 1642	4,75
107	107	1250	WP- 1643	4,75
107	116	200	WP- 574	4,75
108	105a	260	WP- 1027	4,75
108	105a	300	WP- 1042	4,75
108	105a	360	WP- 1064	4,75
108	105a	440	WP- 1092	4,75
108	105a	460	WP- 1097	4,75
108	105a	960	WP- 1248	4,75
108	105a	1020	WP- 1265	4,75
108	105a	1170	WP- 1302	4,75
108	108	2150	WP- 1692	4,75
108	116	2050	WP- 1693	4,75
108	116	2850	WP- 1694	4,75
108	116	3250	WP- 1695	4,75
109	109	150	WP- 286	4,75
109	109	200	WP- 317	4,75






ZŁĄCZKA	ZŁĄCZKA	DŁUGOŚĆ W MM	KOD WP	SREDNICA RURY
NIPPLE	NIPPLE	LENGHT IN MM	WP CODE	DIAMETER
НАКОНЕЧНИК	НАКОНЕЧНИК	ДЛИНА В ММ	КОД WP	ДИАМЕТР ТРУБЫ
				
			WP- 001	4,75
109	109	230	WP- 1018	4,75
109	109	250	WP- 764	4,75
109	109	300	WP- 298	4,75
109	109	350	WP- 322	4,75
109	109	390	WP- 1076	4,75
109	109	400	WP- 402	4,75
109	109	430	WP- 1089	4,75
109	109	440	WP- 1093	4,75
109	109	450	WP- 058	4,75
109	109	500	WP- 407	4,75
109	109	600	WP- 287	4,75
109	109	700	WP- 296	4,75
109	109	740	WP- 1187	4,75
109	109	750	WP- 300	4,75
109	109	765	WP- 1199	4,75
109	109	800	WP- 065	4,75
109	109	900	WP- 319	4,75
109	109	930	WP- 1239	4,75
109	109	950	WP- 293	4,75
109	109	1000	WP- 321	4,75
109	109	1060	WP- 1280	4,75
109	109	1100	WP- 057	4,75
109	109	1150	WP- 301	4,75
109	109	1200	WP- 327	4,75
109	109	1300	WP- 179	4,75
109	109	1400	WP- 079	4,75
109	109	1440	WP- 1352	4,75
109	109	1450	WP- 305	4,75
109	109	1500	WP- 336	4,75
109	109	1540	WP- 1366	4,75
109	109	1550	WP- 285	4,75
109	109	1700	WP- 075	4,75
109	109	1800	WP- 302	4,75
109	109	1900	WP- 330	4,75
109	109	1930	WP- 1416	4,75
109	109	1950	WP- 294	4,75
109	109	2020	WP- 1427	4,75
109	109	2050	WP- 765	4,75
109	109	2080	WP- 1438	4,75
109	109	2100	WP- 297	4,75
109	109	2200	WP- 329	4,75
109	109	2500	WP- 986	4,75
109	109	2550	WP- 766	4,75
109	109	2600	WP- 062	4,75
109	109	2650	WP- 767	4,75
109	109	2760	WP- 1490	4,75
109	109	2800	WP- 288	4,75
109	109	2870	WP- 1497	4,75
109	109	2900	WP- 291	4,75
109	109	2960	WP- 1509	4,75
109	109	3000	WP- 292	4,75
109	109	3200	WP- 087	4,75
109	109	3300	WP- 299	4,75
109	109	3400	WP- 768	4,75
109	109	3500	WP- 304	4,75
109	109	3510	WP- 1558	4,75
109	109	3550	WP- 769	4,75
109	109	3600	WP- 311	4,75
109	110	140	WP- 1000	4,75
109	110	150	WP- 060	4,75
109	110	190	WP- 1011	4,75
109	110	200	WP- 064	4,75
109	110	250	WP- 169	4,75
109	110	260	WP- 1030	4,75
109	110	295	WP- 1040	4,75
109	110	300	WP- 061	4,75
109	110	320	WP- 975	4,75
109	110	350	WP- 178	4,75
109	110	400	WP- 180	4,75
109	110	450	WP- 085	4,75
109	110	500	WP- 333	4,75
109	110	540	WP- 1130	4,75
109	110	550	WP- 073	4,75
109	110	580	WP- 1145	4,75
109	110	600	WP- 095	4,75
109	110	640	WP- 1160	4,75
109	110	650	WP- 059	4,75
109	110	700	WP- 063	4,75
109	110	710	WP- 1182	4,75
109	110	750	WP- 086	4,75
109	110	790	WP- 1204	4,75






ZŁĄCZKA	ZŁĄCZKA	DŁUGOŚĆ W MM	KOD WP	SREDNICA RURY
NIPPLE	NIPPLE	LENGHT IN MM	WP CODE	DIAMETER
НАКОНЕЧНИК	НАКОНЕЧНИК	ДЛИНА В ММ	КОД WP	ДИАМЕТР ТРУБЫ
				
			WP- 001	4,75
109	110	800	WP- 078	4,75
109	110	840	WP- 1216	4,75
109	110	850	WP- 097	4,75
109	110	890	WP- 1230	4,75
109	110	900	WP- 084	4,75
109	110	950	WP- 323	4,75
109	110	970	WP- 1253	4,75
109	110	1000	WP- 098	4,75
109	110	1100	WP- 074	4,75
109	110	1150	WP- 183	4,75
109	110	1200	WP- 094	4,75
109	110	1225	WP- 1312	4,75
109	110	1250	WP- 770	4,75
109	110	1260	WP- 1322	4,75
109	110	1300	WP- 177	4,75
109	110	1350	WP- 076	4,75
109	110	1450	WP- 325	4,75
109	110	1500	WP- 072	4,75
109	110	1600	WP- 320	4,75
109	110	1740	WP- 1395	4,75
109	110	1750	WP- 077	4,75
109	110	1850	WP- 332	4,75
109	110	1950	WP- 318	4,75
109	110	2050	WP- 771	4,75
109	110	2200	WP- 326	4,75
109	110	2300	WP- 096	4,75
109	110	2400	WP- 324	4,75
109	110	2450	WP- 772	4,75
109	110	2500	WP- 067	4,75
109	110	2570	WP- 1474	4,75
109	110	2600	WP- 773	4,75
109	110	2800	WP- 181	4,75
109	110	2920	WP- 1501	4,75
109	110	2950	WP- 774	4,75
109	110	3000	WP- 173	4,75
109	110	3050	WP- 775	4,75
109	110	3200	WP- 170	4,75
109	110	3240	WP- 1538	4,75
109	110	3250	WP- 776	4,75
109	110	3300	WP- 080	4,75
109	110	3500	WP- 083	4,75
109	110	3600	WP- 184	4,75
109	111	290	WP- 1038	4,75
109	111	300	WP- 370	4,75
109	111	700	WP- 373	4,75
109	111	800	WP- 371	4,75
109	111	950	WP- 372	4,75
109	114	410	WP- 1084	4,75
109	114	450	WP- 066	4,75
109	114	950	WP- 289	4,75
109	114	1950	WP- 290	4,75
109	114	2600	WP- 069	4,75
109	114	2930	WP- 1502	4,75
109	114	2950	WP- 777	4,75
109	114	3000	WP- 295	4,75
109	114	3050	WP- 778	4,75
109	114	3100	WP- 071	4,75
109	114	3150	WP- 779	4,75
109	114	3600	WP- 306	4,75
109	115	300	WP- 279	4,75
110	105a	140	WP- 999	4,75
110	105a	250	WP- 1023	4,75
110	110	195	WP- 1012	4,75
110	110	200	WP- 780	4,75
110	110	2250	WP- 781	4,75
110	110	2300	WP- 182	4,75
110	114	250	WP- 171	4,75
110	114	300	WP- 335	4,75
110	114	350	WP- 782	4,75
110	114	740	WP- 1189	4,75
110	114	750	WP- 099	4,75
110	114	845	WP- 1218	4,75
110	114	850	WP- 082	4,75
110	114	940	WP- 1242	4,75
110	114	950	WP- 783	4,75
110	114	1200	WP- 185	4,75
110	114	1375	WP- 1340	4,75
110	114	1400	WP- 081	4,75
110	114	1500	WP- 172	4,75
110	114	1730	WP- 1393	4,75
110	114	1750	WP- 334	4,75






ZŁĄCZKA	ZŁĄCZKA	DŁUGOŚĆ W MM	KOD WP	SREDNICA RURY
NIPPLE	NIPPLE	LENGHT IN MM	WP CODE	DIAMETER
НАКОНЕЧНИК	НАКОНЕЧНИК	ДЛИНА В ММ	КОД WP	ДИАМЕТР ТРУБЫ
				
110	114	2690	WP- 1483	4,75
110	114	2700	WP- 784	4,75
110	114	2950	WP- 785	4,75
110	114	3000	WP- 068	4,75
110x	110x	2100	WP- 508	4,75
110X	110X	2150	WP- 1702	4,75
110X	110X	2250	WP- 1703	4,75
111	111	240	WP- 1021	4,75
111	111	250	WP- 375	4,75
111	115	270	WP- 1031	4,75
111	115	300	WP- 360	4,75
111	115	340	WP- 1058	4,75
111	115	350	WP- 359	4,75
111	115	360	WP- 1065	4,75
111	115	400	WP- 376	4,75
111	115	480	WP- 1107	4,75
111	115	500	WP- 362	4,75
111	115	525	WP- 1123	4,75
111	115	550	WP- 378	4,75
111	115	690	WP- 1177	4,75
111	115	700	WP- 374	4,75
111	115	760	WP- 1198	4,75
111	115	800	WP- 361	4,75
111	115	850	WP- 383	4,75
111	115	900	WP- 382	4,75
111	115	950	WP- 363	4,75
111	115	1020	WP- 1271	4,75
111	115	1050	WP- 377	4,75
111	115	1090	WP- 1284	4,75
111	115	1100	WP- 381	4,75
111	115	1680	WP- 1386	4,75
111	115	1700	WP- 379	4,75
111	115	1840	WP- 1404	4,75
111	115	1850	WP- 380	4,75
112	105a	570	WP- 1138	4,75
112	105a	690	WP- 1175	4,75
112	105a	1020	WP- 1266	4,75
112	105a	1140	WP- 1295	4,75
112	105a	1320	WP- 1329	4,75
112	105a	1975	WP- 1423	4,75
112	105a	3770	WP- 1575	4,75
112	112	150	WP- 575	4,75
112	112	170	WP- 1721	4,75
112	112	220	WP- 1015	4,75
112	112	250	WP- 229	4,75
112	112	260	WP- 973	4,75
112	112	300	WP- 056	4,75
112	112	320	WP- 1663	4,75
112	112	330	WP- 1055	4,75
112	112	350	WP- 151	4,75
112	112	375	WP- 1069	4,75
112	112	380	WP- 1664	4,75
112	112	400	WP- 150	4,75
112	112	430	WP- 1090	4,75
112	112	450	WP- 162	4,75
112	112	460	WP- 1099	4,75
112	112	480	WP- 1106	4,75
112	112	500	WP- 053	4,75
112	112	520	WP- 1121	4,75
112	112	550	WP- 051	4,75
112	112	600	WP- 412	4,75
112	112	610	WP- 991	4,75
112	112	640	WP- 1161	4,75
112	112	650	WP- 153	4,75
112	112	700	WP- 787	4,75
112	112	740	WP- 1188	4,75
112	112	750	WP- 228	4,75
112	112	755	WP- 1195	4,75
112	112	800	WP- 411	4,75
112	112	820	WP- 1722	4,75
112	112	850	WP- 159	4,75
112	112	865	WP- 1226	4,75
112	112	900	WP- 054	4,75
112	112	950	WP- 154	4,75
112	112	1000	WP- 410	4,75
112	112	1020	WP- 1269	4,75
112	112	1050	WP- 052	4,75
112	112	1070	WP- 993	4,75
112	112	1100	WP- 149	4,75
112	112	1120	WP- 974	4,75
112	112	1150	WP- 160	4,75






ZŁĄCZKA	ZŁĄCZKA	DŁUGOŚĆ W MM	KOD WP	SREDNICA RURY
NIPPLE	NIPPLE	LENGHT IN MM	WP CODE	DIAMETER
НАКОНЕЧНИК	НАКОНЕЧНИК	ДЛИНА В ММ	КОД WP	ДИАМЕТР ТРУБЫ
				
112	112	1200	WP- 421	4,75
112	112	1225	WP- 1313	4,75
112	112	1250	WP- 152	4,75
112	112	1300	WP- 422	4,75
112	112	1350	WP- 1666	4,75
112	112	1370	WP- 1338	4,75
112	112	1400	WP- 165	4,75
112	112	1440	WP- 1353	4,75
112	112	1450	WP- 163	4,75
112	112	1500	WP- 551	4,75
112	112	1530	WP- 1620	4,75
112	112	1570	WP- 1371	4,75
112	112	1600	WP- 168	4,75
112	112	1630	WP- 1621	4,75
112	112	1665	WP- 1385	4,75
112	112	1690	WP- 1389	4,75
112	112	1700	WP- 156	4,75
112	112	1750	WP- 409	4,75
112	112	1800	WP- 466	4,75
112	112	1850	WP- 227	4,75
112	112	2000	WP- 553	4,75
112	112	2100	WP- 055	4,75
112	112	2200	WP- 1665	4,75
112	112	2300	WP- 164	4,75
112	112	2350	WP- 788	4,75
112	112	2400	WP- 161	4,75
112	112	2500	WP- 469	4,75
112	112	2800	WP- 789	4,75
112	112	2820	WP- 1494	4,75
112	112	2850	WP- 470	4,75
112	112	2980	WP- 992	4,75
112	112	3000	WP- 157	4,75
112	112	3080	WP- 1520	4,75
112	112	3100	WP- 226	4,75
112	112	3200	WP- 790	4,75
112	112	3220	WP- 1535	4,75
112	112	3250	WP- 791	4,75
112	112	3280	WP- 1542	4,75
112	112	3300	WP- 166	4,75
112	112	3370	WP- 1546	4,75
112	112	3400	WP- 792	4,75
112	112	3500	WP- 155	4,75
112	112	3600	WP- 158	4,75
112	112	3700	WP- 413	4,75
112	112	4100	WP- 467	4,75
112	112	4350	WP- 468	4,75
113	113	160	WP- 1004	4,75
113	113	200	WP- 246	4,75
113	113	300	WP- 237	4,75
113	113	320	WP- 1050	4,75
113	113	350	WP- 238	4,75
113	113	400	WP- 793	4,75
113	113	450	WP- 243	4,75
113	113	460	WP- 1100	4,75
113	113	500	WP- 794	4,75
113	113	540	WP- 1131	4,75
113	113	550	WP- 234	4,75
113	113	650	WP- 240	4,75
113	113	685	WP- 1173	4,75
113	113	700	WP- 230	4,75
113	113	840	WP- 1217	4,75
113	113	850	WP- 233	4,75
113	113	900	WP- 795	4,75
113	113	985	WP- 1257	4,75
113	113	1000	WP- 244	4,75
113	113	1020	WP- 1270	4,75
113	113	1050	WP- 242	4,75
113	113	1090	WP- 1283	4,75
113	113	1100	WP- 231	4,75
113	113	1110	WP- 1292	4,75
113	113	1150	WP- 796	4,75
113	113	1170	WP- 1303	4,75
113	113	1200	WP- 239	4,75
113	113	1400	WP- 797	4,75
113	113	1500	WP- 798	4,75
113	113	1570	WP- 1372	4,75
113	113	1600	WP- 248	4,75
113	113	1950	WP- 247	4,75
113	113	2350	WP- 799	4,75
113	113	2400	WP- 241	4,75
113	113	2600	WP- 245	4,75






ZŁĄCZKA	ZŁĄCZKA	DŁUGOŚĆ W MM	KOD WP	SREDNICA RURY
NIPPLE	NIPPLE	LENGHT IN MM	WP CODE	DIAMETER
НАКОНЕЧНИК	НАКОНЕЧНИК	ДЛИНА В ММ	КОД WP	ДИАМЕТР ТРУБЫ
				
			WP- 001	4,75
113	113	2800	WP- 800	4,75
113	113	2900	WP- 249	4,75
113	113	3000	WP- 232	4,75
113	113	3200	WP- 916	4,75
113	113	4200	WP- 801	4,75
113	113	4300	WP- 802	4,75
114	114	600	WP- 1649	4,75
114	115	700	WP- 1629	4,75
114	115	2300	WP- 281	4,75
115	115	200	WP- 369	4,75
115	115	250	WP- 341	4,75
115	115	330	WP- 1056	4,75
115	115	350	WP- 272	4,75
115	115	375	WP- 1070	4,75
115	115	400	WP- 269	4,75
115	115	420	WP- 1652	4,75
115	115	450	WP- 282	4,75
115	115	490	WP- 1111	4,75
115	115	500	WP- 270	4,75
115	115	550	WP- 342	4,75
115	115	600	WP- 273	4,75
115	115	650	WP- 277	4,75
115	115	700	WP- 340	4,75
115	115	740	WP- 1190	4,75
115	115	750	WP- 278	4,75
115	115	800	WP- 367	4,75
115	115	890	WP- 1231	4,75
115	115	900	WP- 267	4,75
115	115	930	WP- 1240	4,75
115	115	950	WP- 280	4,75
115	115	1000	WP- 366	4,75
115	115	1040	WP- 1276	4,75
115	115	1050	WP- 275	4,75
115	115	1100	WP- 368	4,75
115	115	1300	WP- 268	4,75
115	115	1550	WP- 345	4,75
115	115	1850	WP- 271	4,75
115	115	2200	WP- 344	4,75
115	115	2260	WP- 1456	4,75
115	115	2300	WP- 276	4,75
115	115	2500	WP- 274	4,75
115	115	2555	WP- 1473	4,75
115	115	2600	WP- 803	4,75
115	115	2650	WP- 804	4,75
115	115	2700	WP- 343	4,75
115	115	2800	WP- 364	4,75
115	115	2950	WP- 805	4,75
115	115	3000	WP- 365	4,75
116	105a	330	WP- 1053	4,75
116	105a	470	WP- 1102	4,75
116	105a	1020	WP- 1268	4,75
116	105a	1220	WP- 1311	4,75
116	105d	150	WP- 1002	4,75
116	105d	230	WP- 1017	4,75
116	105d	260	WP- 1029	4,75
116	105d	280	WP- 1033	4,75
116	105d	320	WP- 1049	4,75
116	105d	330	WP- 1054	4,75
116	105d	365	WP- 1066	4,75
116	105d	370	WP- 1068	4,75
116	105d	400	WP- 1080	4,75
116	105d	480	WP- 1105	4,75
116	105d	510	WP- 1118	4,75
116	105d	660	WP- 1165	4,75
116	105d	750	WP- 1194	4,75
116	105d	820	WP- 1212	4,75
116	105d	860	WP- 1225	4,75
116	105d	880	WP- 1229	4,75
116	105d	920	WP- 1238	4,75
116	105d	950	WP- 1246	4,75
116	105d	960	WP- 1250	4,75
116	105d	1070	WP- 1281	4,75
116	105d	1100	WP- 1290	4,75
116	105d	1140	WP- 1297	4,75
116	105d	1200	WP- 1308	4,75
116	105d	1260	WP- 1321	4,75
116	105d	1300	WP- 1328	4,75
116	105d	1350	WP- 1336	4,75
116	105d	1420	WP- 1347	4,75
116	105d	1450	WP- 1355	4,75
116	105d	1860	WP- 1407	4,75

ZŁĄCZKA	ZŁĄCZKA	DŁUGOŚĆ W MM	KOD WP	SREDNICA RURY
NIPPLE	NIPPLE	LENGHT IN MM	WP CODE	DIAMETER
НАКОНЕЧНИК	НАКОНЕЧНИК	ДЛИНА В ММ	КОД WP	ДИАМЕТР ТРУБЫ
				
			WP- 001	4,75
116	105d	1940	WP- 1419	4,75
116	105d	2050	WP- 1431	4,75
116	105d	2120	WP- 1442	4,75
116	105d	2950	WP- 1508	4,75
116	105d	3000	WP- 1516	4,75
116	105d	3100	WP- 1523	4,75
116	105d	3220	WP- 1534	4,75
116	105d	3400	WP- 1550	4,75
116	105d	3450	WP- 1553	4,75
116	105d	3480	WP- 1554	4,75
116	105d	3560	WP- 1561	4,75
116	105d	3600	WP- 1565	4,75
116	105d	3650	WP- 1567	4,75
116	105d	3760	WP- 1574	4,75
116	105d	4250	WP- 1595	4,75
116	105d	4380	WP- 1600	4,75
116	105d	4410	WP- 1603	4,75
116	105d	4550	WP- 1607	4,75
116	105d	4570	WP- 1608	4,75
116	105d	4750	WP- 1611	4,75
116	105X	1200	WP- 1876	4,75
116	105X	1250	WP- 1877	4,75
116	116	115	WP- 951	4,75
116	116	130	WP- 952	4,75
116	116	150	WP- 135	4,75
116	116	165	WP- 1005	4,75
116	116	180	WP- 1010	4,75
116	116	200	WP- 070	4,75
116	116	210	WP- 953	4,75
116	116	230	WP- 954	4,75
116	116	250	WP- 130	4,75
116	116	255	WP- 1024	4,75
116	116	270	WP- 955	4,75
116	116	280	WP- 1034	4,75
116	116	300	WP- 118	4,75
116	116	310	WP- 1046	4,75
116	116	340	WP- 1059	4,75
116	116	350	WP- 138	4,75
116	116	380	WP- 956	4,75
116	116	400	WP- 144	4,75
116	116	430	WP- 957	4,75
116	116	450	WP- 123	4,75
116	116	460	WP- 1101	4,75
116	116	480	WP- 958	4,75
116	116	500	WP- 134	4,75
116	116	520	WP- 1122	4,75
116	116	530	WP- 1126	4,75
116	116	540	WP- 1132	4,75
116	116	550	WP- 120	4,75
116	116	580	WP- 994	4,75
116	116	600	WP- 141	4,75
116	116	630	WP- 1157	4,75
116	116	640	WP- 1162	4,75
116	116	650	WP- 431	4,75
116	116	660	WP- 1166	4,75
116	116	680	WP- 1172	4,75
116	116	700	WP- 131	4,75
116	116	735	WP- 1185	4,75
116	116	750	WP- 125	4,75
116	116	780	WP- 959	4,75
116	116	800	WP- 148	4,75
116	116	810	WP- 1208	4,75
116	116	840	WP- 960	4,75
116	116	850	WP- 136	4,75
116	116	870	WP- 1227	4,75
116	116	900	WP- 126	4,75
116	116	940	WP- 1243	4,75
116	116	950	WP- 119	4,75
116	116	960	WP- 1251	4,75
116	116	1000	WP- 429	4,75
116	116	1010	WP- 961	4,75
116	116	1030	WP- 1272	4,75
116	116	1050	WP- 132	4,75
116	116	1070	WP- 1282	4,75
116	116	1090	WP- 1285	4,75
116	116	1100	WP- 133	4,75
116	116	1120	WP- 1294	4,75
116	116	1150	WP- 809	4,75
116	116	1160	WP- 1301	4,75
116	116	1200	WP- 129	4,75
116	116	1240	WP- 1317	4,75

ZŁĄCZKA	ZŁĄCZKA	DŁUGOŚĆ W MM	KOD WP	SREDNICA RURY
NIPPLE	NIPPLE	LENGHT IN MM	WP CODE	DIAMETER
НАКОНЕЧНИК	НАКОНЕЧНИК	ДЛИНА В ММ	КОД WP	ДИАМЕТР ТРУБЫ
				
			WP- 001	4,75
116	116	1250	WP- 810	4,75
116	116	1300	WP- 917	4,75
116	116	1310	WP- 962	4,75
116	116	1350	WP- 124	4,75
116	116	1400	WP- 581	4,75
116	116	1430	WP- 1350	4,75
116	116	1450	WP- 224	4,75
116	116	1500	WP- 140	4,75
116	116	1540	WP- 1367	4,75
116	116	1550	WP- 223	4,75
116	116	1580	WP- 1374	4,75
116	116	1600	WP- 251	4,75
116	116	1610	WP- 1378	4,75
116	116	1650	WP- 222	4,75
116	116	1680	WP- 1387	4,75
116	116	1700	WP- 220	4,75
116	116	1740	WP- 1396	4,75
116	116	1750	WP- 812	4,75
116	116	1800	WP- 218	4,75
116	116	1850	WP- 145	4,75
116	116	1870	WP- 1408	4,75
116	116	1890	WP- 1411	4,75
116	116	1900	WP- 250	4,75
116	116	1910	WP- 1415	4,75
116	116	1940	WP- 1420	4,75
116	116	1950	WP- 813	4,75
116	116	2000	WP- 147	4,75
116	116	2030	WP- 1428	4,75
116	116	2050	WP- 814	4,75
116	116	2060	WP- 1433	4,75
116	116	2100	WP- 146	4,75
116	116	2150	WP- 815	4,75
116	116	2200	WP- 235	4,75
116	116	2230	WP- 1450	4,75
116	116	2250	WP- 816	4,75
116	116	2300	WP- 100	4,75
116	116	2310	WP- 1459	4,75
116	116	2350	WP- 817	4,75
116	116	2400	WP- 137	4,75
116	116	2500	WP- 142	4,75
116	116	2530	WP- 1471	4,75
116	116	2550	WP- 818	4,75
116	116	2600	WP- 127	4,75
116	116	2670	WP- 1481	4,75
116	116	2700	WP- 819	4,75
116	116	2800	WP- 121	4,75
116	116	2850	WP- 509	4,75
116	116	2930	WP- 1503	4,75
116	116	2950	WP- 820	4,75
116	116	3000	WP- 821	4,75
116	116	3020	WP- 1637	4,75
116	116	3050	WP- 822	4,75
116	116	3100	WP- 139	4,75
116	116	3150	WP- 1736	4,75
116	116	3160	WP- 1527	4,75
116	116	3200	WP- 236	4,75
116	116	3220	WP- 1536	4,75
116	116	3250	WP- 823	4,75
116	116	3300	WP- 143	4,75
116	116	3330	WP- 963	4,75
116	116	3350	WP- 824	4,75
116	116	3450	WP- 825	4,75
116	116	3500	WP- 221	4,75
116	116	3550	WP- 567	4,75
116	116	3600	WP- 128	4,75
116	116	3660	WP- 964	4,75
116	116	3700	WP- 122	4,75
116	116	3750	WP- 918	4,75
116	116	3770	WP- 1576	4,75
116	116	3800	WP- 449	4,75
116	116	3870	WP- 1579	4,75
116	116	3900	WP- 225	4,75
116	116	3930	WP- 965	4,75
116	116	3950	WP- 826	4,75
116	116	4000	WP- 434	4,75
116	116	4030	WP- 1587	4,75
116	116	4050	WP- 569	4,75
116	116	4080	WP- 1590	4,75
116	116	4100	WP- 219	4,75
116	116	4150	WP- 568	4,75
116	116	4200	WP- 430	4,75

ZŁĄCZKA	ZŁĄCZKA	DŁUGOŚĆ W MM	KOD WP	SREDNICA RURY
NIPPLE	NIPPLE	LENGHT IN MM	WP CODE	DIAMETER
НАКОНЕЧНИК	НАКОНЕЧНИК	ДЛИНА В ММ	КОД WP	ДИАМЕТР ТРУБЫ
				
			WP- 001	4,75
116	116	4300	WP- 827	4,75
116	116	4350	WP- 1737	4,75
116	116	4400	WP- 828	4,75
116	116	4450	WP- 919	4,75
116	116	4500	WP- 570	4,75
116	116	4600	WP- 1710	4,75
116	116	4750	WP- 920	4,75
116	116	5650	WP- 1440	4,75
116	116	5700	WP- 450	4,75
116	116x	150	WP- 925	4,75
116	116x	200	WP- 849	4,75
116	116x	255	WP- 1025	4,75
116	116x	300	WP- 406	4,75
116	116x	400	WP- 850	4,75
116	116x	450	WP- 851	4,75
116	116x	500	WP- 852	4,75
116	116x	550	WP- 853	4,75
116	116x	1000	WP- 854	4,75
116	116x	1050	WP- 926	4,75
116	116x	1100	WP- 855	4,75
116	116x	1200	WP- 1878	4,75
116	116x	1260	WP- 1323	4,75
116	116x	1300	WP- 856	4,75
116	116x	1630	WP- 1381	4,75
116	116x	1650	WP- 857	4,75
116	116x	1850	WP- 858	4,75
116	116x	2230	WP- 1451	4,75
116	116x	2250	WP- 859	4,75
116	116x	2480	WP- 1467	4,75
116	116x	2500	WP- 860	4,75
116	116x	2570	WP- 1475	4,75
116	116x	2600	WP- 861	4,75
116	116x	2650	WP- 1879	4,75
116	116x	3250	WP- 1880	4,75
116	116x	3380	WP- 1547	4,75
116	116x	3400	WP- 862	4,75
116	116x	3660	WP- 1568	4,75
116	116x	3700	WP- 863	4,75
116	116x	3970	WP- 1584	4,75
116	116x	4000	WP- 864	4,75
116	116x	4200	WP- 865	4,75
116	116x	4370	WP- 1599	4,75
116	116x	4400	WP- 866	4,75
116	116x	4430	WP- 1605	4,75
116	116x	4450	WP- 867	4,75
116	116x	4500	WP- 868	4,75
116	118	200	WP- 988	4,75
116	118	500	WP- 987	4,75
118	118	650	WP- 426	4,75
118	118	750	WP- 423	4,75
118	118	1050	WP- 425	4,75
118	118	1300	WP- 424	4,75
118	118	3700	WP- 427	4,75
119	119	1000	WP- 635	6,35
119	119	1500	WP- 636	6,35
119	119	2000	WP- 637	6,35
119	119	2500	WP- 638	6,35
120	120	201	WP- 2988B	3,50
120	120	230	WP- 1904	3,50
120	120	240	WP- 1903	3,50
120	120	250	WP- 1824	3,50
120	120	271	WP- 2988A	3,50
120	120	310	WP- 1847	3,50
120	120	330	WP- 1987	3,50
120	120	335	WP- 2970	3,50
120	120	340	WP- 1857	3,50
120	120	345	WP- 1913	3,50
120	120	360	WP- 1991	3,50
120	120	391	WP- 2971A	3,50
120	120	399	WP- 2987	3,50
120	120	425	WP- 1970	3,50
120	120	425	WP- 1990	3,50
120	120	440	WP- 1907	3,50
120	120	440	WP- 2988	3,50
120	120	460	WP- 1981	3,50
120	120	465	WP- 1838	3,50
120	120	505	WP- 1973	3,50
120	120	510	WP- 1833	3,50
120	120	541	WP- 2990	3,50
120	120	568	WP- 2980	3,50
120	120	586	WP- 2977	3,50

ZŁĄCZKA	ZŁĄCZKA	DŁUGOŚĆ W MM	KOD WP	SREDNICA RURY
NIPPLE	NIPPLE	LENGHT IN MM	WP CODE	DIAMETER
НАКОНЕЧНИК	НАКОНЕЧНИК	ДЛИНА В ММ	КОД WP	ДИАМЕТР ТРУБЫ
				
			WP- 001	3,50
120	120	595	WP- 1846	3,50
120	120	630	WP- 1971	3,50
120	120	750	WP- 1985	3,50
120	120	792	WP- 2971	3,50
120	120	830	WP- 1998	3,50
120	120	830	WP- 1998C	3,50
120	120	865	WP- 1986	3,50
120	120	925	WP- 2981	3,50
120	120	940	WP- 1845	3,50
120	120	945	WP- 1980	3,50
120	120	951	WP- 2985	3,50
120	120	955	WP- 1831	3,50
120	120	1006	WP- 2981B	3,50
120	120	1020	WP- 2983	3,50
120	120	1085	WP- 1836	3,50
120	120	1085	WP- 2986	3,50
120	120	1100	WP- 1834C	3,50
120	120	1110	WP- 1974	3,50
120	120	1147	WP- 2981A	3,50
120	120	1200	WP- 1818	3,50
120	120	1250	WP- 1819	3,50
120	120	1300	WP- 1820	3,50
120	120	1350	WP- 1820	3,50
120	120	1385	WP- 1984	3,50
120	120	1400	WP- 1822	3,50
120	120	1500	WP- 1901	3,50
120	120	1600	WP- 1911	3,50
120	120	1650	WP- 1823	3,50
120	120	1800	WP- 1975	3,50
120	120	1938	WP- 2975	3,50
120	120	1955	WP- 1983	3,50
120	120	1960	WP- 1835Y	3,50
120	120	1980	WP- 1836Y	3,50
120	120	2200	WP- 1976	3,50
120	120	2201	WP- 2984	3,50
120	120	2450	WP- 1902	3,50
120	120	2462	WP- 2976	3,50
120	120	2530	WP- 1906	3,50
120	120	2570	WP- 1905	3,50
120	120	2635	WP- 1832	3,50
120	120	2820	WP- 1849	3,50
120	120	2900	WP- 1856	3,50
120	120	2970	WP- 1842	3,50
120	120	3050	WP- 1972	3,50
120	120	3100	WP- 1979C	3,50
120	120	3185	WP- 1839	3,50
120	120	3205	WP- 1982	3,50
120	120	3300	WP- 1842a	3,50
120	120	3420	WP- 1979	3,50
120	120	3450	WP- 1839a	3,50
120	120	3690	WP- 2982	3,50
120	120	3763	WP- 2989	3,50
120	120	3785	WP- 1989	3,50
120	120	3985	WP- 2979	3,50
M9	M9	230	WP- 1853	4,50
M9	M9	250	WP- 1826	4,50
M9	M9	350	WP- 1825	4,50
M9	M9	360	WP- 1854	4,50
M9	M9	500	WP- 1852	4,50
M9	M9	630	WP- 1829	4,50
M9	M9	660	WP- 1855	4,50
M9	M9	750	WP- 1998E	4,50
M9	M9	750	WP- 1998F	4,50
M9	M9	775	WP- 1998D	4,50
M9	M9	820	WP- 1993	4,50
M9	M9	930	WP- 1828	4,50
M9	M9	1045	WP- 1830	4,50
M9	M9	1240	WP- 1837	4,50
M9	M9	1250	WP- 1840	4,50
M9	M9	1305	WP- 1841	4,50
M9	M9	1370	WP- 1843	4,50
M9	M9	1410	WP- 1844	4,50
M9	M9	1470	WP- 1848	4,50
M9	M9	1480	WP- 1850	4,50
M9	M9	1510	WP- 1851	4,50
M9	M9	1665	WP- 1994	4,50
M9	M9	2500	WP- 1827	4,50
M9	M9	3307	WP- 2992	4,50
M9	M9	3320	WP- 1992	4,50

ZŁĄCZKA	ZŁĄCZKA	DŁUGOŚĆ W MM	KOD WP	SREDNICA RURY
NIPPLE	NIPPLE	LENGHT IN MM	WP CODE	DIAMETER
НАКОНЕЧНИК	НАКОНЕЧНИК	ДЛИНА В ММ	КОД WP	ДИАМЕТР ТРУБЫ
				
			WP- 001	3,50
C(12/1,25)	C(12/1,25)	800	WP- 650	6,35
C(12/1,25)	C(12/1,25)	1000	WP- 651	6,35
C(12/1,25)	C(12/1,25)	1200	WP- 652	6,35
C(12/1,25)	C(12/1,25)	1250	WP- 653	6,35
C(12/1,25)	C(12/1,25)	1300	WP- 654	6,35
C(12/1,25)	C(12/1,25)	1350	WP- 655	6,35
C(12/1,25)	C(12/1,25)	1550	WP- 656	6,35
C(12/1,25)	C(12/1,25)	1600	WP- 657	6,35
C(12/1,25)	C(12/1,25)	650	WP- 658	6,35
C(12/1,25)	C(12/1,25)	450	WP- 659	6,35



Lined writing area consisting of 34 horizontal lines.





Lined writing area consisting of 30 horizontal lines.





www.pwpnet.pl



Wydawca :

Przedsiębiorstwo "WP"
05-800 Pruszków
ul.Ołówkowa 9
Poland

Kontakt :

tel: +48 22 758 68 92
+48 22 758 66 29
fax: +48 22 728 05 80
e-mail:wp@pwpnet.pl



Egzemplarz bezpłatny / Copy free of charge / бесплатный каталог